



FEDERAL GOVERNMENT OF NIGERIA




2020
CONSOLIDATED
GENERAL PURPOSE
FINANCIAL STATEMENTS

ISSUED BY:

OFFICE OF THE ACCOUNTANT-GENERAL OF THE FEDERATION


FEDERAL MINISTRY OF FINANCE, ABUJA, NIGERIA.




His Excellency
BOLA AHMED TINUBU, GCFR
President, Commander-In-Chief of the Armed Forces
FEDERAL REPUBLIC OF NIGERIA



His Excellency
SEN. KASHIM SHETTIMA, GCON
Vice President, Federal Republic of Nigeria





WALE EDUN

**Hon. Minister of Finance & Coordinating Minister of the Economy
Federal Republic of Nigeria**





MRS. OLUWATOYIN SAKIRAT MADEIN FCCA, FCA, PhD
Accountant General of the Federation
Federal Republic of Nigeria






OAGF TOP MANAGEMENT TEAM



MRS. OLUWATOYIN SAKIRAT MADEIN *FCCA, FCA, PhD*
Accountant General of the Federation



MUHAMMAD M. SALEH
Director, FAAC




EMMANUEL T. AFOLAYAN
Director, PR&S



JOSHUA K. LUKA
Director, CAD



BABATUNDE S. OGUNJIMI,
Director, F&A



PETER O. CHIZEA
Director, Audit Monitoring



EBOKALE C KADIRI
Director, IPPIS



RAHEEM A. MUSA
Director, Administration



CHIEMELA EVRUNOBI
Director, Library Services



OAGF TOP MANAGEMENT STAFF



FELIX O. OGUNDAIRO
Director, Revenue & Investment




MRS ROSELINE O. KOLADE PhD
Director, Inspectorate



MOHAMMED. S. BELLO
Director, Funds




ABDULLAHI A. SAMBO
Director, ATMP



ABDULRAHIM I. OZI
Director, FPFMD



ISMAIL DAUDA
Ag. Dir., Procurement




MRS. MARIA E. OKON
Director, Reform Cordination



JOHNSON BAREYEI
Director, ICT



MRS. MARY H. SALAMIS
Director, General Services



BAWA S. MOKWA
Direcor, Press



MRS. MERCY V. AGADA
Director, Legal Services



JATTO A. AUDU
Director, FTA




MOHAMMED G. ALIYU
Director, Special Duties






CONSOLIDATED ACCOUNTS DEPARTMENT MANAGEMENT TEAM



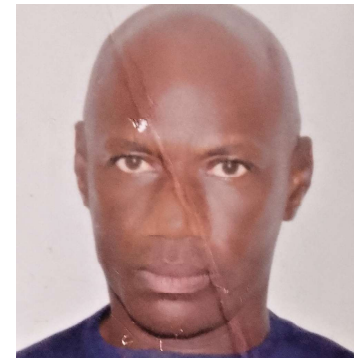
JOSHUA K. LUKA
Director, CAD



ELIZABETH OSISANWO
Deputy Director, OPF



SIKIRU B. SHAIBU
Deputy Director, CFS



CHRIS Z. NWANKWO
Deputy Director, NSAU




EDWIN I. MADU
Deputy Director, PAC



DAVID A. BULUS
Assistant Director, Parastatals




IBANGA E. IBANGA
Assistant Director, External Accounts



TAOFEEK A. ADEDIRAN
Assistant Director, IPSAS



BOLAJI OI OLADIMEJI
Assistant Director, NSAU






Our Vision

To build an Office of the Accountant-General of the Federation that ensures effective and efficient management of the nation's finances to achieve probity, accountability and transparency at all times.

Our Mission

To install and operate an effective accounting system for the management, control and monitoring of the nation's finances leveraging on people and technology in collaboration with all stakeholders.





Our Mandate

The Office of the Accountant-General of the Federation (OAGF) has the mandate to carry out the following responsibilities:

- Receipts and payments of the government of the Federation;
- Establishment of adequate accounting systems and controls in the Ministries, Extra-ministerial offices and Other arms of Government;
- Fund Management;
- Revenue monitoring and accounting;
- Cash supply including control of banking operations of the Federal Government;
- Management and disbursement of the Federation Account revenue on behalf of the three tiers of Government;
- Management of the Federal Government investments;
- Collation, preparation and publication of the Federal Government statutory annual accounts and financial statements;
- Inspection and audit of books, records and accounts of Federal Ministries, Departments and Agencies (MDAs);
- Investigation of cases of frauds and losses of funds and stores;
- Issuance of Federal Treasury Circulars to convey financial policy directives;
- Servicing of external and internal loans of the Federal Government;
- Staff capacity development; and
- Adoption and installation of appropriate public financial systems in MDAs.

DEPARTMENTS OF OAGF

The Office of the Accountant-General of the Federation has Twenty (20) Departments as stated below:

- (i) Administration;
- (ii) Audit Monitoring;
- (iii) Consolidated Accounts;
- (iv) Federal Project Financial Management;
- (v) Finance and Accounts;
- (vi) Funds;
- (vii) Inspectorate;
- (viii) Integrated Personnel and Payroll Information System (IPPIS);
- (ix) Planning, Research and Information Technology;
- (x) Revenue and Investments;
- (xi) Special Duties;
- (xii) Federation Accounts;
- (xiii) Treasury Single Account/GIFMIS;
- (xiv) Information and Communication Technology;
- (xv) Asset Tracking Management Project (ATMP);
- (xvi) General Services;
- (xvii) Sub-Treasurer of Federation (STF);
- (xviii) Library Services;
- (xix) Legal Services; and
- (xx) Federal Treasury Academy.

In addition, the Office has Thirty-seven (37) Federal Pay Offices (FPOs) spread across the thirty-six States of the Federation. There are also Six (6) Zonal Offices, one in each geo-political zones of the Country for the effective supervision of the activities of the Federal Pay Offices.

Preface to the Federal Government 2020 Consolidated General Purpose Financial Statements

It is with great honour and pleasure that I present the Consolidated General Purpose Financial Statements of the Federal Government of Nigeria for the Year ended 31st December, 2020. The report contains the financial operations as well as the Consolidated Financial Statements of the Federal Government of Nigeria's 985 controlled entities.

The Consolidated General Purpose Financial Statements (GPFS) of the Federal Government was prepared based on the relevant provisions of the 1999 Constitution of the Federal Republic of Nigeria, as amended; Finance (Control and Management) Act 1958 now CAP F26 LFN 2004; Fiscal Responsibility Act, 2007; Financial Reporting Council Act, 2011; the Financial Regulations 2009 and other relevant laws, rules & regulations, and provisions of IPSAS Accrual Basis of Accounting. The report shows the financial performance and position as well as the Cash flows for the year ended 31st December, 2020.

This Report is issued to meet specific information needs that are useful in assessing the financial activities of the Federal Government of Nigeria by service users and resource providers, which include: the governments, elected representatives, the citizens, taxpayers, investors, creditors, research institutions, banks, suppliers, the media, development partners and International Community.

This preface and commentary should be read in the light of the information and explanatory notes contained in the GPFS.

REVENUE PERFORMANCE

The Federal Government generated total revenue of ₦ 9,416.37 billion in 2020 compared to ₦ 9,597.11 billion generated in 2019, decrease of ₦ 180,736,411,625.06 (or 1.88%). The decrease in revenue performance was attributable to COVID-19 Pandemic that saw drastic reduction in the performance of the non-oil sector of the economy.

OPERATING EXPENSES

The operating expenses of the FGN for the period was ₦10,330.64 billion relative to the ₦8,934.09 billion reported in the preceding year, an increase of ₦1,396.55 billion (or 15.63 %). Salaries and Wages, Employee Benefits, Financial Charges and, Transfers to Other Government Entities accounted largely for the increase. However, there was a decline of ₦594.08 billion, ₦ 12.,37 billion and ₦3,609.81 billion in overhead cost, Grant & Contribution and Subsidies from ₦ 1,449.82 billion, ₦400.80 billion and ₦17.83 billion in 2019. to ₦855.74 billion, ₦277.42 billion and ₦14.22 billion in the review period.

STATEMENT OF FINANCIAL POSITION

As at reporting date, legacy assets of the Federal Government of Nigeria were yet to be recognised in the books of accounts though efforts were on, in consultation with other stakeholders at sub-national levels, to develop appropriate models and guidelines for the recognition of such assets.

Total liabilities of ₦43,478.10 billion was also reported during the period representing Current and Non-Current Liabilities of ₦16,389.86 billion and ₦2.08 billion respectively. No Contingent Liability or Contingent asset was reported by any of the Federal Government controlled Entities during the period.

The net assets for the year ended 31st December, 2020 however stood at negative ₦33.33 trillion, compared to negative ₦17.17 trillion for the year 2019.

CASH FLOWS

The Federal Government recorded a Net Cash Inflow from Operating Activities of ₦9,416.37 billion in 2020 compared to the Net Cash inflow of ₦9,597.11 billion reported in 2019. Also, the closing Cash Position at the end of the review period was negative ₦9,318.45 billion while that of 2019 stood at negative ₦1,527.02 billion.

I wish to express my debt of gratitude to the commitment of the Accountant-General of the Federation and his team for their commitment in ensuring the preparation of the Consolidated Accrual Basis GPFS of the Federal Government of Nigeria. I equally thank the Auditor-General for the Federation and his team for the diligence exercised in the audit of the Consolidated Financial Statements to provide the needed assurance to users.

The Financial Statements of the Federal Government of Nigeria for the year ended 31st December, 2020 having been audited by the Auditor- General for the Federation and laid before the National Assembly in line with the provision of section 85 of the 1999 Constitution as amended is hereby published for the information and use by all stakeholders and the general public.

Dr. (Mrs) Zainab Shamsuna Ahmed,
Honourable Minister of Finance, Budget and National Planning



Table of Contents

Chapter 1: Country Profile	1	Chapter 6: Risk Management and Forward-Looking Information	15
1.1: Country Governance Report	1	6.1: Risk Management	15
1.2: Governance Structure of the Federal Government	1	6.1.1: Credit Risk	15
Chapter 2: Global Economic Outlook	4	6.1.2: Market Risk	15
2.1: Introduction to Global Economy	4	6.1.3: Liquidity Risk	15
2.2: Global Gross Domestic Product	4	6.1.4: Climate Risk	15
2.3: Global Trade and Commerce	4	6.2: Forward-Looking Information	15
2.4: Global Inflation	4	6.2.1: Policy Priorities	15
2.5: World Unemployment	5	6.2.2: Strategic Objectives of the MTNDP 2021-2025	15
2.6: Global Foreign Reserves	5	6.2.3: Macro Economic Framework	15
Chapter 3: The Domestic Economy	6	6.2.4: Key Strategies	16
3.1: Introduction to Domestic Economy	6	Chapter 7: IPSAS Accrual Basis GPFS	
3.2: Development in the Nigerian Economy in 2020	6	7.0: Federal Government of Nigeria GPFS	17
3.2.1: Gross Domestic Product (GDP)	6	7.1: Responsibility for the Financial Statements	17
3.2.2: Inflation	6	7.2: Auditor-General for the Federation's Certificate	18
3.2.3: Foreign Reserves and Foreign Exchange	7	7.3: Consolidated Statement of Financial Position as at 31st Dec., 2020	20
3.2.4: Capital Market Performance	7	7.4: Consolidated Statement of Financial Performance for the Year Ended 31st Dec. 2020	21
3.3: Crude Oil Prices	7	7.5: Consolidated Statement of Cash Flow for the Year Ended as at 31st Dec. 2020	22
3.4: Nigeria's Fiscal Balance	7	7.6: Consolidated Statement of Changes in Net Asset/Equity for the Year Ended 31st Dec., 2020	24
Chapter 4: Federal Government Budget Performance Report	8	7.7: Consolidated Statement of Comparison of Budget and Actual for the Year Ended 31st Dec., 2020	25
4.1: Revenue Performance	8	Chapter 8: Notes to the Financial Statements	
4.1.1: Federal Government Share of FAAC	9	Note 1: Statement of Compliance with International Public Sector Accounting Standard(IPSAS)	26
4.1.2: Revenue	9	Note 2: Summary of Significant Accounting Policies	26
4.1.3: Tax Revenue to GDP Ratio	9	Note 3: Federal Government Share of FAAC	29
4.1.4: Contribution of Oil and Gas to GDP	9	Note 3A: Federal Government Share of FAAC (Statutory Revenue)	30
4.1.5: Value Added Tax (VAT)	9	Note 4: Details of Federal Government Share of Value Added Tax from the Federation Accounts	31
4.1.6: Independent Revenue	9	Note 6: Non-Tax Revenue	32
4.1.7: Revenue to Population Ratio	10	Note 7: Investment Income	54
4.2: Expenditure Performance	10	Note 7A: Investment Income	55
4.2.1: Recurrent Expenditure	10	Note 8: Interest Earned	56
4.2.2: Capital Expenditure	10	Note 9: Aid & Grants	58
4.2.3: Financial Charges	10	Note 10: Debt Forgiveness	61
4.2.4: Statutory Transfers	10	Note 11: Other Revenue	62
4.3: Budget Deficit from Operating Activities	10	Note 12: Transfer to Fund Recurrent Expenditure-Receipt	65
Chapter 5: Federal Government of Nigeria (FGN) Assets and Liabilities	12	Note 12A: Other Fund	87
5.1: FGN Assets	12	Note 12A1: Special Funds/ Account - Receipts	88
5.2: Current Assets	12	Note 13: Salaries & Wages	89
5.2.1: Non-Current Assets	12	Note 14: Employee Benefits	111
5.2.2: Long Terms Loans	13	Note 15: Overhead Cost	113
5.2.3: Investments	13	Note 16: Grants & Contribution	143
5.2.4: Property, Plant and Equipment (PPE)	13	Note 17: Subsidies	145
5.3: FGN Liabilities	13	Note 18: Depreciation	148
5.3.1: Total Liabilities	13	Note 19: Impairment	172
5.3.2: Current Liabilities	13	Note 20: Amortization Charges	174
5.3.3: Non-Current Liabilities	14	Note 22: Financial Charges - General	189
5.3.4: FGN Debt to GDP	14	Note 23: Transfer to Other Government Entities	207
		Note 24: Gain / Loss on Disposal	230
		Note 25: Gain on Foreign Exchange	231
		Note 28: Bank Balance	232





Note 28A:	Cash Transfer	252
Note 29:	Receivables	254
Note 30:	Prepayment - General	264
Note 31:	Inventories	265
Note 32:	Long Term Loan	270
Note 33:	Investment	271
Note 33A:	Schedule of Federal Government Investments for 2020	272
Note 34A:	Property, Plant and Equipment (PPE)	273
Note 34:	Property, Plant and Equipment (PPE) Schedule	299
Note 35A:	Investment Property	300
Note 35:	Investment Property	305
Note 36A:	Intangible Assets	306
Note 36:	Intangible Assets	321
Note 37:	Deposits	322
Note 38:	Short Term Loan and Debts	323
Note 38A:	Schedule of Movement of Nigeria Treasury Bills (NTB)	324
Note 39:	Unremitted Deductions	326
Note 40:	Other Payables	327
Note 42:	Current Portion of Long-Term Borrowings	343
Note 43:	Public Funds	344
Note 43A:	Public Funds	345
Note 44:	Long Term Provision	347
Note 45:	Long Term Borrowings	348
Note 45A:	Long Term Borrowing Schedule of Total External Loans of the Federal Government as at 31st Dec. 2020	349
Note 46:	Capital Grants	351
Note 47:	Reserves	372

List of Tables

Table 1:	Brief History and Developmental Milestones	1
Table 2:	Geographical Land Marks	1
Table 3:	The Federal Executive Council as at 31st December, 2020	2
Table 4:	Real GDP (% Change from Previous Year)	4
Table 5:	Global Inflation Rate	5
Table 6:	Working Hour Losses: Quarterly Trends in 2020	5
Table 7:	Countries with High External Reserves	5
Table 8:	Nigeria's Real GDP Growth (2016-2020)	6
Table 9:	Nigeria's Inflation Rate (2016-2020)	6
Table 10:	Exchange Rates of Naira to Dollar (2016-2020)	7
Table 11:	Naira's Foreign Reserve (2016-2020)	7
Table 12:	Market Capitalization	7
Table 13:	Price Crude Oil (2016-2020)	7
Table 14:	Revenue Performance	9
Table 15:	Actual IGR Performance (2016-2020)	9
Table 16:	FGN's Recurrent Expenditure 2019 – 2020	10
Table 17:	Capital Expenditure on Assets Acquisition	10
Table 18:	Statutory Transfer to Government Agencies (2017-2020)	10
Table 19:	Surplus/Deficit from Operating Activities (Actual)	11
Table 20:	Cash & Cash Equivalent (as per Cash Flow Statement)	12
Table 21:	Receivables (as per Statement of Financial Position)	12
Table 22:	Inventories (as per Statement of Financial Position)	12
Table 23:	Components of Non-Current Assets	12
Table 24:	Composition of Current Liabilities (2016-2020)	13
Table 25:	Non-Current Liabilities (2016-2020)	14

Table 26:	Key Indicators for the Fiscal Sector; FGN Projections	16
Table 27:	Key Indicators for Real Sector	16
Table 28:	Indicators for the External Sector Key	16

List of Figures

Figure 1:	Geopolitical Map of Nigeria	2
Figure 2:	The Federal Executive Council in session	2
Figure 3:	President Buhari receiving COVID-19 vaccine	8
Figure 4:	Construction of Keffi-Markudi Road	8
Figure 5:	Lagos-Ibadan Road Project under construction	8
Figure 6:	Construction of Second Niger Bridge	8

List of Graphs/Charts

Chart 1:		4
Chart 2:	Foreign Reserves	4
Chart 3:		6
Chart 4:	Foreign Reserves and Market Capitalisation	7
Chart 5:		7
Chart 6:	FGN Shares of FAAC (2018-2020)	8
Chart 7:	Actual Performance of FGN Revenue	9
Chart 8:	Contribution of Oil & Gas to GDP	9
Chart 9:	Actual VAT Reserve	9
Chart 10:	Composition of IGR of FGN	9
Chart 11:	Expenditure Performance	10
Chart 12:	Federal Capital Expenditures (2016-2020)	10
Chart 13:	Results from Operating Activities	11
Chart 14:	Percent Change in Current Assets	12
Chart 15:	Non-Current Assets Components - 2020	12
Chart 16:	Composition of Foreign and Local Investments	13
Chart 17:	PPE Components (2020)	13
Chart 18:	Total Liabilities	13
Chart 19:	Short-term Loan and Debts	13
Chart 20:	Composition of Short Term (Domestic) Loans	13
Chart 21:	Payable (2016-2020)	13
Chart 22:	Composition of Long Term Liabilities (2020)	14
Chart 23:	Long Term External Debt Stock by Source (2020)	14



List of Abbreviations and Acronyms

ADB	African Development Bank	IPSAS	International Public Sector Accounting Standards
ADF	African Development Fund	JVC	Joint Venture Cash
AFD	French Development Agency	mb	million barrels
AGF	Accountant-General of the Federation	MDA	Ministries, Departments and Agencies
BDC	Bureau De-Change	MoU	Memorandum of Understanding
CBN	Central Bank of Nigeria	NAC	National Automotive Council
CISS	Comprehensive Import Supervision Scheme	NASS	National Assembly
CPIA	Country Policy and Institutional Assessment	NBS	National Bureau of Statistic
CRF	Consolidated Revenue Fund	NCS	Nigeria Customs Service
DMBs	Deposit Money Banks	NDDC	Niger Delta Development Commission
DMO	Debt Management Office	NEPC	Nigerian Export Promotion Council
DPR	Department of Petroleum Resources	NESS	Nigeria Export Supervision Scheme
ECA	Excess Crude Account	NEXIM	Nigeria Export-Import Bank
ECOWAS	Economic Community of West African States	NHRC	National Human Rights Commission
EMDE	Emerging Markets and Developing Economies	NJC	National Judicial Council
ERGP	Economic Recovery and Growth Plan	NLNG	Nigeria Liquefied Natural Gas
FAAC	Federation Account Allocation Committee	NNPC	Nigerian National Petroleum Corporation
FAAN	Federal Airports Authority of Nigeria	NPA	Nigerian Ports Authority
FCT	Federal Capital Territory	NSC	Nigeria Shippers Council
FCTA	Federal Capital Territory Administration	NTB	Nigerian Treasury Bills
FGN	Federal Government of Nigeria	PFM	Public Finance Management
FIRS	Federal Inland Revenue Service	PPT	Petroleum Profit Tax
FMF	Federal Ministry of Finance	PSE	Public Sector Entities
FOB	Free on Board	PTDF	Petroleum Technology Development Fund
FOREX	Foreign Exchange	RMRDC	Raw Materials Research and Development Council
FPOs	Federal Pay Offices	TETFUND	Tertiary Education Trust Fund
GCFR	Grand Commander of the Order of the Federal Republic	TSA	Treasury Single Account
GCON	Grand Commander of the Order of the Niger	UBEC	Universal Basic Education Commission
GDP	Gross Domestic Product	US	United States
GIFMIS	Government Integrated Financial Management Information System	US\$	US dollar
GPFS	General Purpose Financial Statements	USA	United States of America
IDA	International Development Association	VAT	Value Added Tax
IGR	Internally Generated Revenue	WAMZ	West African Monetary Zone
IMF	International Monetary Fund	WB	World Bank
INEC	Independent National Electoral Commission	WEO	World Economic Outlook
IPPIS	Integrated Personnel and Payroll Information System	ZBB	Zero-Based Budgeting







Chapter One

COUNTRY PROFILE



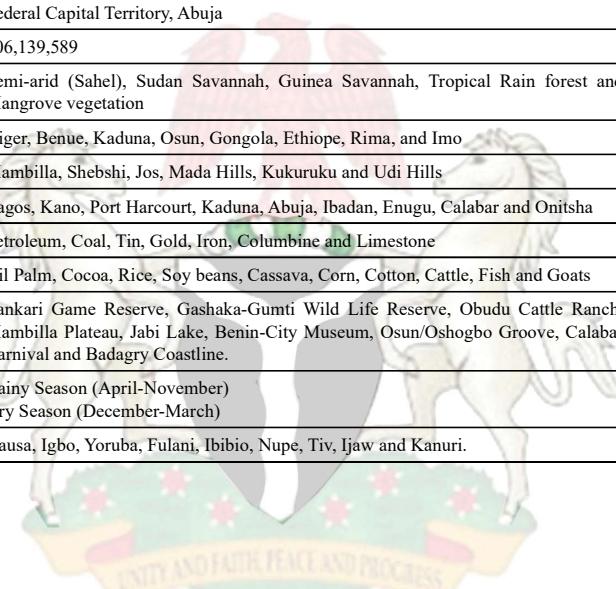
Table 1: Brief History & Developmental Milestones

1914	Amalgamation of Northern and Southern protectorates into modern day Nigeria with capital in Lagos
	The name 'Nigeria' was coined to represent the two merged Protectorates and the colony of Lagos.
1922	The first Legislative Council was formed with some elected representatives
1923	Formation of the first political party, the Nigerian National Democratic Party (NNDP)
1948	Establishment of University College Ibadan
1956	Discovery of crude oil at Oloibiri in present day Bayelsa state
1958	Establishment of the apex bank, the Central Bank of Nigeria (CBN).
	Exploitation of crude oil in commercial quantity
1959	Enactment of the Finance (Control & Management Act)
1960	Attainment of independence from Great Britain
1963	Attainment of the status of a republic
	Establishment of the Supreme Court
	Establishment of the Stock Exchange
1968	Commissioning of Kanji Dam
1972	Nigerian Naira replaced the Pound as official currency
1976	Abuja became the new federal capital of Nigeria
1977	The Nigerian National Petroleum Corporation was incorporated
1979	The birth of the second republic and the abolition of the parliamentary system of government in favour of a bi-camera legislative Presidential system.
1980	The Green Revolution was launched to make Nigeria self-sufficient in food production
1990	Companies and Allied Matters Decree was enacted into law to regulate the activities of corporate bodies in Nigeria.
1993	VAT replaced the Sales Tax
1999	The third republic was born
2001	Emergence of Bank of Industry from the merger between NIDB, NBCI and NERFUND with an authorised share capital of N50 billion.
2003	Nigeria's First National Communication on Climate Change

2004	Pension Reform Act was enacted
2007	Passage into law of the Public Procurement Act
2017	Nigeria's Second Communication on Climate Change
2014	Nigeria's Second National Communication on Climate Change
2020	National lockdown to curb the spread of the COVID-19 pandemic
	Signing into law the Finance Act 2020
	Disbandment of the Special Anti-Robbery Squad (SARS)
	Nigeria's Third National Communication on Climate Change

Table 2: Geographical Landmarks

Location	Nigeria is located approximately between latitudes 20 59'N to 150 00'E, sharing boundaries with the republics of Benin to the West, Niger to the North, Chad to the North-East and Cameroon to the East, as well as the Gulf of Guinea to the South.
Capital city	Federal Capital Territory, Abuja
Population (2020 Estimates)	206,139,589
Vegetation	Semi-arid (Sahel), Sudan Savannah, Guinea Savannah, Tropical Rain forest and Mangrove vegetation
Major Rivers	Niger, Benue, Kaduna, Osun, Gongola, Ethiope, Rima, and Imo
Major Mountains/Plateaux	Mambilla, Shebshi, Jos, Mada Hills, Kukuru and Udi Hills
Major cities	Lagos, Kano, Port Harcourt, Kaduna, Abuja, Ibadan, Enugu, Calabar and Onitsha
Mineral Resources	Petroleum, Coal, Tin, Gold, Iron, Columbine and Limestone
Agricultural Produce	Oil Palm, Cocoa, Rice, Soy beans, Cassava, Corn, Cotton, Cattle, Fish and Goats
Tourist sites	Yankari Game Reserve, Gashaka-Gumti Wild Life Reserve, Obudu Cattle Ranch, Mambilla Plateau, Jabi Lake, Benin-City Museum, Osun/Oshogbo Groove, Calabar Carnival and Badagry Coastline.
Seasons	Rainy Season (April-November) Dry Season (December-March)
Major Ethnic Groups	Hausa, Igbo, Yoruba, Fulani, Ibibio, Nupe, Tiv, Ijaw and Kanuri.





1.1 Country Governance Report

Nigeria is a federal republic comprising of 36 states and the Federal Capital Territory (FCT), where the capital is located. It operates a constitutional democracy with the executive, legislative and judicial arms of government. The constitution of the country provides for a presidential system of government with a bicameral legislature at the federal level of governance. The states are grouped into six geopolitical zones for political and developmental purposes (Figure 1). The states and the FCT are further subdivided into 774 Local Government Areas (LGAs). The report contains the Financial operations as well as the Consolidated Financial Statements of the Federal Government of Nigeria's 959 controlled entities.

The Constitution of the Federal Republic of Nigeria (1999 as amended) classifies the functions of government into exclusive list (defence, power, rail, foreign policy etc), concurrent list (education, health, roads, water supply etc.) and residual list (sanitation, market and motor parks, social welfare, chieftaincy matters etc) to be managed by the federal, federal/state and state governments respectively.



Figure 1: Geopolitical Map of Nigeria

1.2 Governance Structure of the Federal Government

The Executive Arm of the Federal Government is governed through the Federal Executive Council (FEC), headed by the President and the Commander-in-Chief of the armed forces. Other members of the FEC include the Vice President and Honourable Ministers, The Secretary to the Government of the Federation, Head of Civil Service of the Federation, and the National Security Adviser are attendees of the FEC meeting. The roles of the FEC include:

1. provision of strategic direction for the country;
2. policy formulation;
3. decision making;
4. approval of major capital projects; and
5. control of federal ministries.

The FEC (unless otherwise provided) meets every Wednesday and is chaired by Mr President, with the SGF as Secretary. In the reporting period (2020), most sessions of FEC meetings were held virtually in compliance with COVID 19 protocol of social distancing.

Table 3: The Federal Executive Council as at 31st December, 2020

S/N	Name	Portfolio
1	Muhammadu Buhari, GCFR	President / Minister of Petroleum Resources
2	Yemi Osibanjo, AN, GCON	Vice President
3	Zainab Shamsuna Ahmed	Minister of Finance, Budget & National Planning
4	Adamu Adamu	Minister of Education
5	Saleh Mamman	Minister of Power
6	Rotimi Amaechi	Minister of Transport
7	Emeka Nwajuba	Minister of Education (State)
8	Godwin Agba	Minister of Power (State)
9	Gbemisola Saraki	Minister of Transportation (State)
10	Pauline Tallen	Minister of Women Affairs
11	Mohammed Dingyadi	Minister of Police Affairs
12	Bashir Magashi	Minister of Defence
13	Babatunde Raji Fashola	Minister of Works & Housing

14	Christ Ngige	Minister of Labour and Employment
15	Festus Keyamo	Minister of Labour and Employment (State)
16	Sunday Dare	Minister of Youths & Sports Development
17	Mohammed Bello	Minister of FCT
18	Ogbonnaya Onu	Minister of Science & Technology
19	Timipre Sylva	Minister of Petroleum Resources(State)
20	Osagei Ehanire	Minister of Health
21	Lai Mohammed	Minister of Information & Culture
22	Godswill Akpabio	Minister of Niger Delta
23	Sharon Ikeazor	Minister of Environment (State)
24	Maryam Katagum	Minister of Industry, Trade & Investment (State)
25	George Akume	Minister of Special Duties and International Affairs
26	Mustapha B. Shehuri	Minister of Agriculture & Rural Development (State)
27	Clement Agba	Minister of Budget and National Planning (State)
28	Adeniyi Adebayo	Minister of Industry, Trade & Investment
29	Geoffrey Onyema	Minister of Foreign Affairs
30	Ali Isa Ibrahim Pantami	Minister of Communication & Digital Economy
31	Suleiman Adamu	Minister of Water Resources
32	Muhammed Mahmood	Minister of Environment
33	Sabo Nanono	Minister of Agriculture & Rural Development
34	Hadi Sirika	Minister of Aviation
35	Abubakar Malami	Minister of Justice/Attorney General
36	Adeleke Mamora	Minister of Health (State)
37	Mohammed Abdullahi	Minister of Science & Technology (State)
38	Zubairu Dada	Minister of Foreign Affairs (State)
39	Olamilekan Adegbite	Minister of Mines & Steel Development
40	Rauf Aregbesola	Minister of Interior
41	Abubakar Aliyu	Minister of Works and Housing (State)
42	Sadiya Umar Faruk	Minister of Humanitarian Affairs, Disaster Management and Social Development.
	Other Attendees	
43.	Folashade Yemi-Esan	Head of the Civil Service of the Federation
44.	Mohammed Mongonu	National Security Adviser
45.	Boss Mustapha	Secretary to the Government of the Federation

Source: www.nigeriagallery.com



Figure 2: The Federal Executive Council in Session



BANKER:

Central Bank of Nigeria
Plot 33 Abubakar Tafawa Balewa way,
Central Business District
Cadastral zone, Abuja
Federal Capital Territory.
E-mail contactcbn@cbn.gov.ng
Website webmaster@cbn.gov.ng

ACCOUNTANT

The Accountant-General of the Federation
Treasury House
Samuel Ladoke Akintola Boulevard
Garki 2, Abuja.
E-mail oagfnigeria@yahoo.com
Website www.oagf.gov.ng

AUDITOR

The Auditor-General for the Federation
Plot 273, samuel Ademulegun Street,
Central Business District,
PMB 128 Garki, Abuja.
E-mail info@oaugf.ng
Website www.oaugf.gov.ng

LEGAL ADVISER

Minister of Justice/Attorney-General of the Federation,
Federal Ministry of Justice,
Plot 71B Shehu shagari Way,Maitama Abuja.
Email info@justice.gov.ng
Website www.info@justice.gov.ng

Integrated Personnel and Payroll Information System(IPPIS)

The Integrated Personnel Payroll Information system (IPPIS) is a public Financial Management (PFM) reform designed to improve the efficiency and effectiveness in the storage of personnel records and administration of monthly payroll of the Federal public servants.

The objectives of IPPIS are:

- To centralize data base of Public servants;
- To ascertain actual Personnel Emolument of FGN staff;
- To reduce ghost worker syndrome;
- To minimize wastage of public funds; and
- To ensure integrity of employees data.

The centralization of payroll via Integrated Personnel and Payroll Information System(IPPIS) has been achieved. Each statistic of IPPIS as at 31st December 2020 were as follows:

- i. Numbers of MDA on IPPIS 639
- ii. Staff count 1,226,681
- iii. Gross salary for the month N239,998,909,009.91

GIFMIS – Government Integrated Financial and Management Information System

GIFMIS is a sub component of the ERGP which will support the public resource management and targeted anti-corruption initiatives area through modernizing fiscal processes using better methods, techniques and information technology. The GIFMIS is aimed at improving the acquisition, allocation, utilization and conservation of public financial resources using automated and integrated, effective, efficient and economic information systems. The GIFMIS will aid strategic management of public financial resources for enhanced accountability, transparency, cost effective public service delivery, and economic growth and poverty reduction efforts.

Purpose of GIFMIS

The purpose of introducing GIFMIS is to assist the FGN in improving the management, performance and outcomes of Public Financial Management (PFM). The immediate purpose of this project is to enable an executable budget, i.e. a budget which can be implemented as planned by addressing the critical public financial management weaknesses including:

1. Failure to enact the budget before the start of the financial year
2. The budget is not based on realistic forecasts of cash availability
3. Lack of effective cash management – multiple bank accounts within Treasury and MDAs that make effective control impossible; when combined with the lack of cash forecasting this leads to inefficient and unplanned borrowing.
4. A lack of integration between different financial management functions and processes, e.g. budget is prepared in a way that makes it difficult to manage the budget execution through the chart of accounts.

Objectives of the GIFMIS

The overall objective is to implement a computerized financial management information system for the FGN, which is efficient, effective, and user friendly and which:

1. Increases the ability of FGN to undertake central control and monitoring of expenditure and receipts in the MDA.
2. Increases the ability to access information on financial and operational performance.
3. Increases internal controls to prevent and detect potential and actual fraud.
4. Increases the ability to access information on Government’s cash position and economic performance.
5. Improves medium term planning through a Medium Term Expenditure Framework (MTEF)
6. Provides the ability to understand the costs of groups of activities and tasks.
7. Increases the ability to demonstrate accountability and transparency to the public and cooperating partners.

E-COLLECTION

E-collection system is a comprehensive electronic solution for the collection of federal government revenue such as fees, taxes, duties, tariffs, etc. In other words, it is an electronic platform used for the remittance, management and reporting of all government receipts (revenues, donations, transfers, refunds, etc.) into TSA maintained and operated at the CBN. It serves to achieve a cashless policy of the FGN.

OBJECTIVES OF E-COLLECTION

1. To ensure total compliance with the provision of the 1999 Constitution of the FRN (Section 80 & 162)
2. To collect and remit all revenue due to the federation account and federal government consolidated revenue fund (CRF)
3. To block all leakages in revenue generation, collection and remittance.
4. To enthrone a new regime of transparency and accountability in the management of government receipts.
5. To improve the availability of funds for the development programs and projects.

CASH MANAGEMENT

Cash management is having the right amount of money in the right place at the right time to meet government obligations in a most cost-effective way.

Cash like other resources is scarce and it may not flow in the pattern as anticipated in the annual budget and therefore, could be major threat to budget implementation. A properly designed cash management strategy must be instituted, to ensure the cash inflows and outflows are planned, monitored and evaluated from time to time.

The establishment of the technical sub-committee on cash management (TSCM) has enhanced the quality of inputs and recommendations to federal cash management committee (FCMC). Recently, there is presidential approval for the roll-out of the bottom-up cash management policy guideline in order to effectively manage the resources available for the implementation of federal government capital projects

BUDGET BENCHMARKS AND KEY BUDGET INDICES FOR 2019 & 2020

	2020	2019
Total Revenue (Nbillion)	5.835	9.326.95
Oil Production Volume (bpd)	1.8m	2.3m
Exchange Rate	N360/US\$	N305/US\$
Price of Oil/barrel	\$28	\$51.00
Total Expenditure (Nbillion)	10.811	14.461.25

KEY PUBLIC FINANCIAL MANAGEMENT REFORMS

Public Financial Management (PFM) reforms play key roles in supporting the implementation of the policies of Federal Government of Nigeria (FGN). Hereunder, are some of the reforms undertaken to improve the quality of financial services rendered:

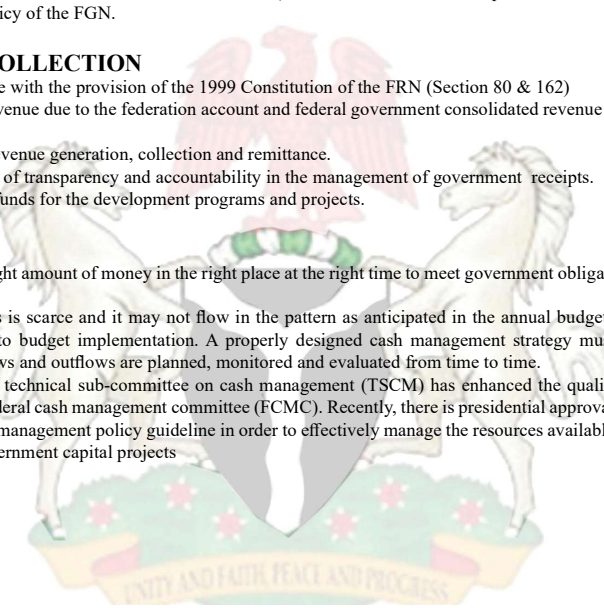
Treasury Single Account (TSA)

The Treasury Single Account (TSA) is one of the reforms instituted by the Federal Government in Public Financial management for transparency and accountability. The TSA department is charge with the responsibility of ensuring implementation of the Presidential directive on TSA via issued guidelines which are strictly adhered to and they include:

- Regular monitoring of Ministries, Department and Agencies (MDA) to ensure total compliance with guidelines.
- Enrolments/ changes of role players on the Remita platform.
- Creation of service types based on requests from MDA.
- Opening of new TSA Sub-Account/maintenance of the existing Sub-Account on the platform.
- Ensuring effective refund process where payments were made erroneously into consolidated Revenue Fund (CRF)

Achievements of TSA includes:

- Development of Revenue Collection portal in Foreign Mission has been concluded and launched;
- Recovery of Federal Government Fund hidden in Deposit money banks by Ministries, Department and Agencies (MDA) has yielded tremendous results and ongoing;
- A total of Six Thousand and Sixty-Seven (6,067) CBN Sub TSA account have been opened for MDA since inception of the TSA;
- Two thousand, seven Hundred and Fifty-Six (2,756) MDA users Enrolment have been created on Remita platform since the TSA Department took over enrolment from System Spec; and
- Continuous support of MDA, banks and the general public in the area of failed and wrongly credited payment (refund).





Chapter Two

GLOBAL ECONOMIC OUTLOOK



2.1 Introduction

The global community approached the year 2020 with a projected Gross Domestic Product (GDP) growth of 4.9 per cent. However, the spread of the COVID-19 pandemic that ravaged nearly all countries slowed down economic activities due to lockdown in most countries of the world.

2.2 Global GDP

Global GDP contracted by 3.5 per cent in 2020, and by year-end, the pandemic receded with flashpoints in Emerging Market And Developing Economies (EMDEs), where more transmissible and virulent strains were spreading and access to vaccines remained limited. Vaccination remained feeble in Low Income Countries (LICs). In contrast, advanced economies have access to the vaccines, thereby helping to limit the spread of the virus. Real GDP (expressed as a percentage change from previous year) for 2018, 2019 and 2020 for selected countries are shown in Table 4 below:

Table 4: Real GDP (% change from previous year)

Country	2018	2019	2020
World	3.2	2.5	-3.5
Advanced Economies	2.3	1.6	-4.7
United States	3.0	2.2	-3.5
Euro Area	1.9	1.3	-6.6
Japan	0.6	0.0	-4.7
Emerging Market and Developing Economies	4.6	3.8	-1.7
China	6.8	6.0	2.3
Russian Federation	2.8	2.0	1.8
Brazil	1.8	1.4	-4.1
Saudi Arabia	2.4	0.3	-4.1
India	6.5	4.0	-7.3
Sub Saharan Africa	2.7	2.5	-2.4
South Africa	0.8	0.2	-7.0
Angola	-2.0	-0.6	-5.2
Nigeria	1.9	2.2	-1.8

Source: World Bank

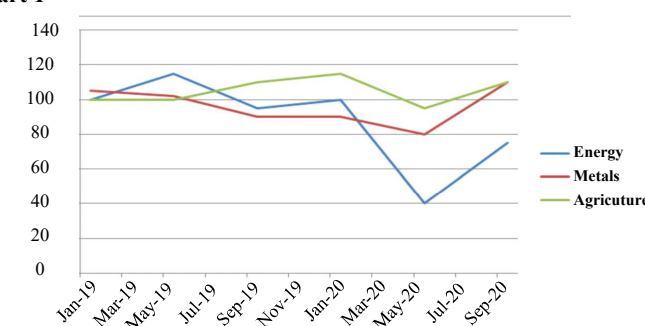
1. GDP growth rates are on a fiscal year basis. Aggregates that include these countries are calculated using data compiled on a calendar Year basis. The column labeled 2019 refers to FY2018/2019.
2. World growth rates are calculated using 2010-2019 PPP weight, which attribute a greater share of global GDP to EMDEs than market exchange rates

2.3 Global Trade and Commerce

In the year under review, trade and commercial activities decelerated globally by 7.4% during the pandemic. World exports were \$17.6 trillion, a \$1.4 trillion decline from the previous year (2019). That was the biggest annual decline since 2009, when world trade fell by 22% following the global financial crisis of 2008-2009. The decline in global services trade value was higher, with a contraction of 20% in 2020 when compared with 2019. That was the biggest fall in services trade since the beginning of its recording. In contrast, the value of trade in services fell by 9.5% in 2009 following the global financial crisis.

The year 2020 witnessed a sudden decline in international trade indices, affecting negatively the financial markets, foreign direct investment flows, maritime trade, air travels and tourism. Commodity prices also nosedived sharply, posing serious risks to LICs that depend mainly on them for foreign exchange earnings (See Chart 1).

Chart 1



Source: Bloomberg

2.4 Global Inflation

As a result of the lockdown, inflation was mild worldwide in 2020. Measured by changes in Consumer Price Index (CPI), global inflation for the year 2020 stood at 1.92%. Table 5 depicts global inflation rates over a ten-year period (2011-2020).



Table 5: Global Inflation Rate

Year	Inflation Rate (%)	Annual Change (%)
2011	4.82	1.47
2012	3.73	-1.10
2013	2.62	-1.10
2014	2.35	-0.27
2015	1.43	-0.91
2016	1.55	0.12
2017	2.19	0.64
2018	2.44	0.25
2019	2.19	-0.25
2020	1.92	-0.27

Source: World Bank

An analysis of Table 5 indicates that worldwide, inflation rate decreased to the lowest in 2015 and 2016 following decline in global oil prices during the period. Similarly, in 2019 and 2020 inflation rates slowed to 2.19% and 1.92% respectively due to low level of economic activities caused by the lockdown.

2.5 World Unemployment

The labour market in 2020 reached an unprecedented scale with a whopping 114 million job losses. Out of this figure, 33 million people shifted to unemployment while 81 million moved to inactivity (reduced working hours). Working hours' losses were particularly high in Latin America and the Caribbean, Southern Europe and Southern Asia. Working hour's losses in 2020 were approximately four times greater than during the global financial crisis in 2009.

During the pandemic, sectors such as hospitality, aviation, tourism, retail and construction experienced the greatest job losses, while positive job growth was evident in some sectors (such as Information and communication, financial and insurance activities). In all, young workers, women, low and medium skilled workers suffered the most. Table 6 depicts quarterly trends of working hour losses in 2020.

Table 6: Working-hour losses: Quarterly trends in 2020

	Q1	Q2	Q3	Q4	Baseline
%	5.2	18.2	7.2	4.6	3.0
FTE (Million)	150	525	205	130	90

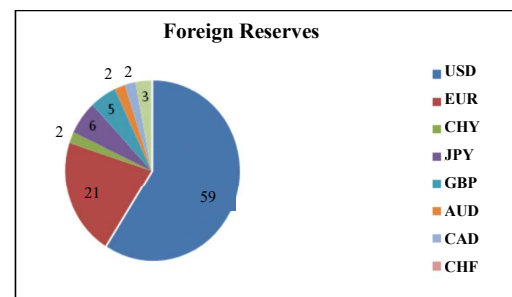
Source: International Labour Organisation Database

*FTE: Full Time Equivalent jobs (assuming a 48-hour working week)

2.6 Global Foreign Reserves

Central banks manage foreign or external reserves, and their major roles are to preserve and maintain the stability of the domestic currency. Generally, foreign reserves tend to rise during economic/financial crises. The composition of global foreign reserves directly relates to the volume of activities (trade and commerce) transacted in a currency, and as in the Chart below, most of the commercial activities going on in the world are done in the US Dollar and are depicted in Chart 2 below.

Chart 2



Source: World Bank

Data from the World Bank indicates that external reserves held by selected Central Banks are as shown below.

Table 7: Countries with Highest External Reserves

COUNTRY	AMOUNT (IN USD Billion)
China	3,886.86
Japan	1,266.56
Saudi Arabia	740.44
Switzerland	539.43
Russian Federation	467.44
United States	443.85
Democratic Republic of Korea	360.72
Hong Kong	317.17
India	307.27

Source: World Bank





Chapter Three

THE DOMESTIC ECONOMY



3.1 Introduction

The Nigeria economy grew in real GDP from 0.82% in 2017 to 1.91% in 2018. However, in 2019 the economy grew by 2.27%, following recovery from recession in mid-2017. The growth was because of increases in oil prices and production. On the other hand, agricultural and industrial production slacked in 2019 due to herders-farmers conflict, banditry and kidnapping across the country.

In the period under review, socioeconomic indices showed that the domestic economy did not fare well following the outbreak of the COVID-19 pandemic. According to the Nigerian Centre for Disease Control (NCDC), the virus infected thousands of Nigerians as at 31st December 2020 with some fatalities. However, Nigeria had a lower rate of infection and fatalities relative to the global average rate. This was due to the proactive measures put in place by the Government including lockdown, enforcement of COVID-19 protocols, access to vaccine and public awareness campaigns.

3.2 Developments in the Nigerian Economy in 2020

3.2.1 Gross Domestic Product

The Nigeria GDP growth fell from 2.27 per cent in 2019 to -1.8% in 2020. The fourth quarter GDP growth for 2019 and 2020 stood at 2.6 per cent and 0.11 per cent respectively. The decline was due to weak global economy associated with the COVID-19 pandemic and low crude oil prices, amidst other structural factors.

Table 6: Nigeria's Real GDP Growth (2016 - 2020)

Year	Q1	Q2	Q3	Q4
2016	-0.04%	-2.01%	-2.06%	-2.24%
2017	-1.3%	0.72%	1.40%	1.92%
2018	1.95%	1.50%	1.81%	2.38%
2019	2.01%	1.94%	2.28%	2.55%
2020	1.9%	-6.1%	-3.6%	0.11%

Source: National Bureau of Statistics

As seen from table 6 above, GDP growth moved from recession in Q1 2017 into growth in the second quarter of 2017 but nosedived in the second quarter of 2020. However, the economy gradually recovered in the 4th quarter of 2020.

The National Bureau of Statistics (NBS) report indicates that only five sectors grew in 2020 namely: finance and insurance (14%), information and communication (14%), water supply, sewage and waste disposal (4%), human health and social services (2%), and agriculture (2%). On the other hand, the five worst performing sectors were: trade (-11%), real estate (-13.5%), education (-15%), accommodation and food services (-22%), and transportation and storage (-30%).

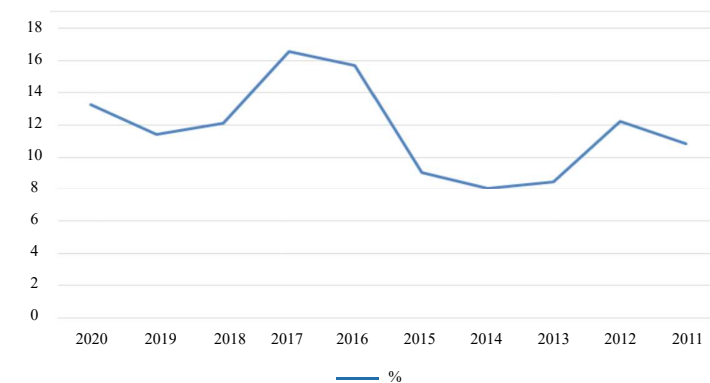
The real growth of the oil sector was -19.76% (year-on-year) in Q4 2020 indicating a decrease by -26.12% points relative to the rate recorded in the corresponding quarter of the previous year (2019). Growth decreased by -5.87% points in comparison to Q3 2020. In the review period, the oil sector grew (quarter-on-quarter) at -8.89% compared to 4.59% in

2019. The oil sector contributed 5.87% to total real GDP in Q4 2020, down from the corresponding period of 2019 and the preceding quarter, where it contributed 7.32% and 8.73% respectively.

3.2.2 Inflation

Data obtained from the NBS indicated that CPI increased from 11.40% in 2019 to 13.25% in 2020. Despite the COVID-19 pandemic in 2020, inflation continued to ravage the economy as other socioeconomic factors remained unfavourable during the review period. For instance, the cost of power and unfriendly Foreign Exchange (FOREX) regime continued their negative effect on industrial capacity. Chart 3 shows the movement of inflation rate from 2011-2020.

Chart 3



However, government made sustained effort to address the rising prices of food items by promoting peaceful coexistence between the farmers and the herders. The Government also made efforts in financing food production through interventions from the CBN and Development Finance Institutions (DFIs).

Table 7: Nigeria's Inflation Rate (2016-2020)

Year	%
2011	10.84
2012	12.22
2013	8.48



2014	8.06
2015	9.01
2016	15.68
2017	16.52
2018	12.09
2019	11.40
2020	13.25

Source: NBS

3.2.3: Foreign Reserves and Foreign Exchange

Foreign reserves reflect the strength of the economy. Nigeria's foreign reserves as at 31st December 2020 stood at 36,729 million US Dollars. In comparison to the preceding period (2019) of USD 38,009 million, the reserves decreased by 3.48 per cent and this could finance up to seven months of imports. Similarly, foreign exchange rates remained volatile in the review period, with wide gaps between the official and parallel market rates. Below is the Chart showing average official exchange rates of USD to Naira over a five-year period:

Table 8: Exchange rates of Naira to Dollar (2016-2020)

Year	Naira to USD	% Change
2016	257.66	-
2017	333.71	29.5
2018	361.29	8.3
2019	360.06	-3.4
2020	380.26	5.6

Source: CBN

Table 9: Nigeria's Foreign Reserve (2016-2020)

Year	Amount (USD) Billion
2016	28.2
2017	27.9
2018	38.9
2019	43.1
2020	37.7

Source: CBN

3.2.4 Capital Market Performance

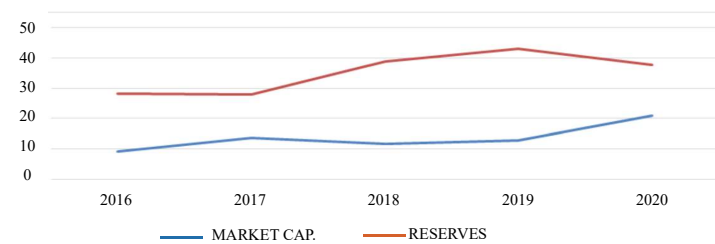
Market capitalisation was up by 62.42%, from N12.97 trillion in 2019 to N21.06 trillion in 2020. At the close of the year, the Nigerian Stock Exchange (NSE) was the best performing stock exchange on earth despite the COVID-19 pandemic. The Industrial, Premium and Islamic indices of the NSE posted 91%, 64% and 55% returns respectively during the period under review. Table 10 gives NSE Equity Market Capitalisation for five years (2016-2020).

Table 10: Market Capitalisation

Year	Amount (N) Trillion
2016	9.26
2017	13.62
2018	11.73
2019	12.92
2020	21.06

Source: NSE

Chart 4: Foreign reserves and Market Capitalisation



In the year under review, the All Share Index (ASI) of the Nigerian Stock Exchange outperformed all other Stock Exchanges, and as at year end, recorded a growth margin of +50.03%. This surpassed the S&P (+16.26%), Dow Jones Industrial Index (+7.25%) and other global market indexes.

3.3 Crude Oil Prices

Nigeria relies heavily on commodity (mineral and agricultural) export to earn its foreign exchange. However, crude oil export constitutes over 90% of the foreign exchange earnings. Over dependence on crude oil revenue as a major source of FOREX earnings is one of the greatest challenges of the nation's economic development. Consequently, Government is making concerted effort in diversifying to services, manufacturing, agriculture and exploitation of solid mineral resources.

Table 11: Prices Crude Oil (2016-2020)

YEAR	AVERAGE PRICE (IN U.S DOLLARS)
2016	40.76
2017	52.51
2018	69.78
2019	64.04
2020	41.47

Source: OPEC

As shown in Table 11 above, the price of crude oil rose from USD 40.76 in 2016 to USD 69.78 in 2018, but dropped to USD 64.04 in 2019 and USD 41.47 in 2020. This fluctuation is as illustrated in Chart 5.

Chart 5

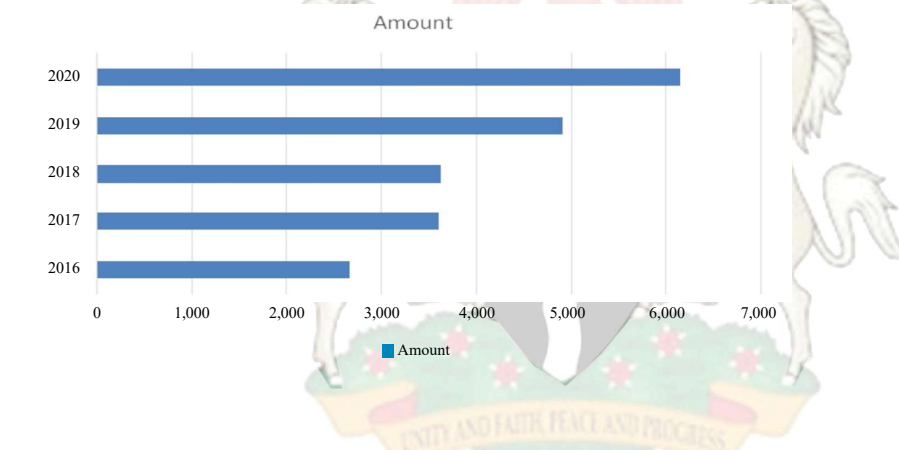


3.4 Nigeria's Fiscal Balance

Nigeria's fiscal balance rose from N1.2.67 trillion in 2016 to N5.60 trillion in 2020. Details of the Year-on-Year balance in the fiscal accounts of the Federal Government is as presented in the table below and the chart below

Year	Amount N (Billion)	% Change
2016	2,670	-
2017	3,600	34.83%
2018	3,620	0.55%
2019	4,910	35.64%
2020	6,140	25.05%
Total	20,940	-

Source: www.ripplesnigeria.com





Chapter 4

FEDERAL GOVERNMENT BUDGET PERFORMANCE REPORT



Federal Government Budget Performance Appraisal



Figure 3: President Buhari receiving COVID-19 vaccine



Figure 4: Construction of Keffi-Markudi road



Figure 5: Lagos-Ibadan Rail Project Under Construction



Figure 6: Construction Second Niger Bridge

4.1 Revenue Performance

The 2020 final budget of the Federal Government was premised on receipts of 48.50 per cent share of Federation Account Allocation Committee (FAAC) and 14 per cent share of Value Added Tax (VAT). Other sources include independent revenue, balances of special funds, domestic recoveries (assets and fines), earmarked funds (proceeds of oil assets restructuring), share of signature bonus, grants and donor funding, privatisation proceeds and borrowing. Total Revenue Projection for the 2020 fiscal year was ₦5,208,600,855.987.00.

The key assumptions of the 2020 budget framework are:

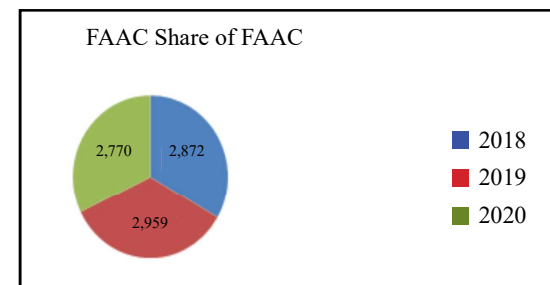
Oil Production	2.18mbpd
Oil Price	\$57/b
Exchange Rate	₦305/\$
GDP Growth Rate	2.93%
Interest Rate	10.81%
Nominal Consumption	₦122.75 trillion
Nominal GDP	₦142.75 trillion

These economic assumptions were reviewed downward, following the devastating effect of Covid-19 pandemic on the economy.

4.1.1 Federal Government Share of FAAC

The Federal Government's share of the Federation's revenue for the year 2020 was ₦2,872.39 billion as against the budgeted sum of ₦4,153.13 billion. This revenue realised fell short of the target set by the government by 28.75%. The actual amount received in the year under review was lower than ₦2,959.15 billion received in 2019, but higher than the 2018 figure of ₦2,770.52 billion. The underperformance of the 2020 FGN share of FAAC is attributable to the COVID-19 pandemic that saw drastic reduction in the performance of the non-oil sector of the economy.

Chart 6: FGN Share of FAAC (2018-2020)





4.1.2 Revenue

Table 12 (and Chart 7) below indicates that of the actual revenue realised in 2020, Government share of FAAC accounted for about 30.50% of total revenue. FGN share of VAT was about 2.03%, non-tax revenue was insignificant at 0%, investment income 1.61%, interest earned 3.65%, aid and grants 21.48%, debt forgiveness 0.11%, other unspecified revenue 53.63% and other funds 8.81%.

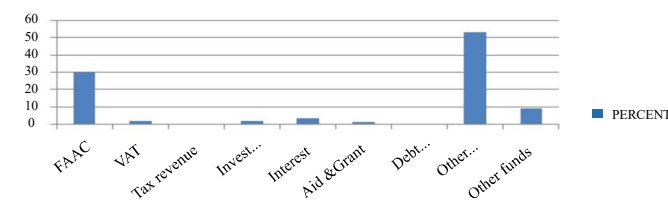
Table 12 gives a breakdown of the revenue performance.

Table 12

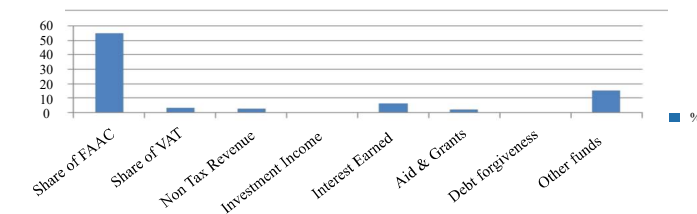
REVENUE SOURCE	BUDGET (A)	ACTUAL (B)	VARIANCE (B-A)
Government share of FAAC	4,153,139,465,840.00	2,872,397,923,341.25	-1,280,741,542,498.75
Government share of VAT	207,512,890,147.00	191,984,813,036.13	-15,528,077,110.87
Tax Revenue	-	29,142,773.61	29,142,773.61
Non-Tax Revenue	17,570,044,176.27	171,399,503,561.76	153,829,459,385.49
Investment Income	43,554,842,848.36	151,931,853,991.17	108,377,016,142.81
Interest Earned	343,244,187.17	23,555,685.07	-319,688,499.09
Aid & Grants	-	138,942,133,343.27	138,942,133,343.27
Debt forgiveness	-	10,553,605,245.10	10,553,605,245.10
Other revenue	786,480,368,791.20	5,049,671,909,009.69	4,263,191,540,218.49
Other funds	-	829,442,251,620.88	829,442,251,620.88
TOTAL	5,208,600,855,987.00	9,416,376,696,607.93	4,207,775,840,620.93

Source: Data from the FMFBNP and the OAGF

Chart 7: Actual Performance of FGN Revenue



The performance of each component of revenue is as shown in chart 4.



4.1.3 Tax Revenue-GDP Ratio

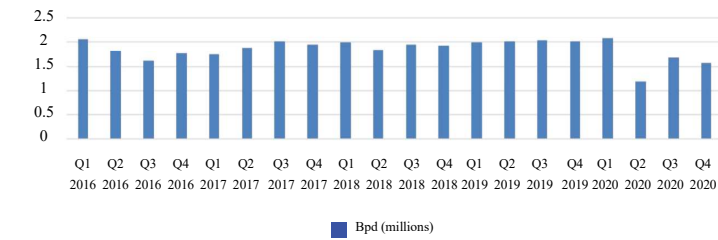
The data from the World Bank showed that the tax to GDP ratio in Nigeria decreased by 0.4 percentage points from 6.0% in 2019 to 5.5% in 2020. In comparison, the average for 31 African countries decreased by 0.2 percentage points over the same period. According to the World Bank, Nigeria's revenue to tax ratio was the lowest in the world in 2020. Government continued to intensify efforts to block revenue leakages, widen the tax base and improve revenue management with the use of technology. Consequently, the Finance Act 2020 was enacted to address these fiscal challenges.

Source: www.statista.com

4.1.4 Contribution of Oil & Gas to GDP

An analysis of Chart 7 below shows that the oil and gas sector of the economy contributed a paltry 5.87% to the GDP despite contributing more than 90% to the foreign exchange earnings of the country during the period under review. Between the 4th quarter of 2018 and the 4th quarter of 2020, the highest daily production of oil of 2.07 million barrels per day was recorded in the 1st quarter of 2020. The data sourced from the NBS show that real growth from the oil sector was -19.76% (year-on-year) in Q4 2020 indicating a decrease by -26.12% points relative to rate recorded in the corresponding quarter of 2019.

Chart 7: Contribution of Oil & Gas to GDP

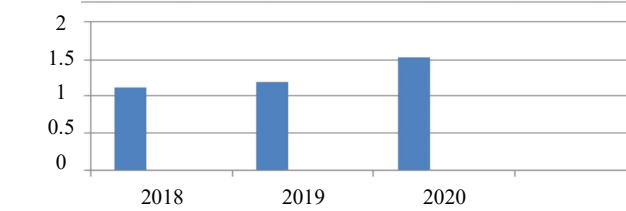


4.1.5 Value Added Tax (VAT)

Nigeria generated a total sum of ₦1.53 trillion revenues from VAT when compared to ₦1.18 trillion recorded in 2019, representing an increase of 29.3%. Of this amount, FGN share of VAT was ₦191.98 billion (against the budgeted sum of ₦207.51 billion). This represents 14% and 1% of revenue due to FGN and FCT respectively. The data from the NBS indicate that actual VAT collections for 2018 amounted to ₦1.11 trillion. Despite the effect of the pandemic, VAT revenue increased in the period under review following the increase of VAT rate from 5% to 7.5%.

A graphic representation of Actual VAT Revenue is as depicted in chart 8.

Chart 8



4.1.6 Independent Revenue

Independent Generated Revenue (IGR) of the federal government includes non-tax revenue, investment income, interest earned, and other revenue. Much as the global economic recession posed serious challenge in revenue generation, mobilization and collection, the sum of ₦5,264.97 billion was realised in 2020 in contrast to the ₦5,069 billion generated in 2019. This represents a 3% increase over the preceding year. The improvement in the revenue collection was due to the relentless effort of government to collect all due revenues, block leakages and the outcome of the Public Finance Management (PFM) reform initiatives.

An analysis of the figures shows that "Other Revenue" accounted for ₦5,049,6719 billion (or 96%) of total IGR, and about 52% of all revenue received during the period under review. IGR performance over a five-year period (2016-2020) is contained in the table below:

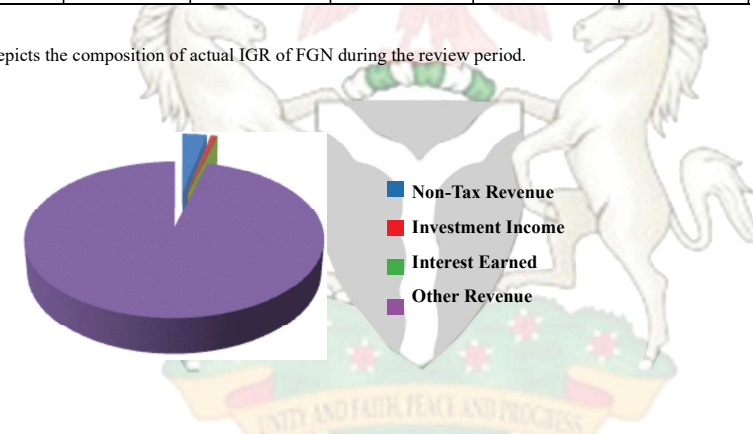
Table 13: Actual IGR Performance (2016-2020)

Description	2016 (₦bn)	2017 (₦bn)	2018 (₦bn)	2019 (₦bn)	2020 (₦bn)
Non-Tax Revenue	95.46				
Investment Income	446.97	328.27	105.05	171,399.5	
Interest Earned	158.73	168.43	146.64	260.42	43,554.8
Other Revenue	0.32	3.55	5.54	2.05	0.23
Total	0.58	0.07	3,840.75	4,702.47	5,049.66
Total	255.09	619.12	4,321.20	5,069.99	5,264.96

Source: OAGF

Chart 9 below depicts the composition of actual IGR of FGN during the review period.

Chart 9





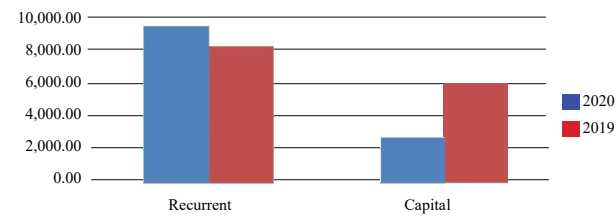
4.1.7 Revenue to Population Ratio

Total FGN revenue to population ratio is the average of total revenue by estimated population of Nigeria. With an estimated population of 206,139,589 in 2020, the revenue to population ratio is N45, 679.61. This implies that, in the review period every Nigerian's contribution to FGN revenue is an average of N 3,806.63 per month.

4.2. Expenditure Performance

The total expenditure amounted to N12,412.18 billion in the review period. This excludes depreciation, amortization and impairment charges of N913.43 billion. The actual aggregate expenditure for 2020 was less than the 2019 figure, which stood at N14,461.25, representing a decrease of 14% over the preceding year (2019). Also, actual expenditure exceeded budgeted amounts of N10,411.10 billion by 19%. The deficit was funded mainly through borrowing. An analysis of the actual amounts expended in the year 2020 shows that N9,417.21 billion (or 78%) went to recurrent expenditure, while N2,661.13 billion (or 22%) was spent on capital items. See Chart 10.

Chart 10: Expenditure Performance



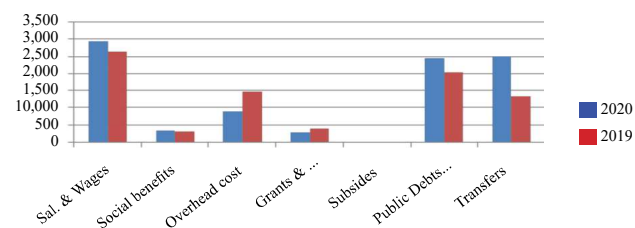
4.2.1 Recurrent Expenditure

The aggregate recurrent expenditure for year 2020 was N9,417.21 billion or 78% of total expenditure. Personnel cost increased by N282.4 billion or 10.6% over the preceding period while overhead cost decreased from N1,449.83 billion in 2019 to N855.74 billion in 2020, representing a fall of 41% over the previous year. A reduction in overhead expenditure will impact positively on the economy if more resources were channelled to critical infrastructure and job creation. While personnel cost accounted for 31.27% of the total recurrent expenditure, overhead cost gulped 9% of the total expenditure. Grants and contributions, subsidies, transfer to other government entities, and finance cost changed from N400.80 billion in 2019 to N277.42 billion in 2020 (a decrease of 31%), N17.83 billion to N14.22 billion (a decrease of 20%), from N1,323.75 billion to N2,528.96 billion (an increase of 91%) and from N2,047.72 billion to N2,460.63 billion (a rise of N412.91 billion or 20%) respectively.

Table 14: FGN Recurrent Expenditure, 2019 and 2020 (N billion)

Recurrent Expenditure	2019 (N Billion)	2020 (N Billion)
Salaries and wages	2,663	2,945
Social Benefits	316	335
Overhead cost	1,450	855
Grants and Contributions	401	277
Subsidies	18	14
Public Debt Charges	2,048	2,461
Transfer to Other Government Entities	1,324	2,523

Source: OAGF



4.2.2 Capital Expenditure

For the period under review, the total capital expenditure of FGN was N2,661.13 billion compared to the sum of N6,242.39 billion of 2019. This represents a decrease of N4,581.26 or 73%. Capital expenditure was 22% of total expenditure in 2020, while it took 43% in 2019. Increased investment in capital projects is necessary for enhanced economic activities. A cursory look at the 2020 capital expenditure shows that construction/acquisition of PPE gulped N2,276.15 billion (or 86%), Investment Property N110.01 billion (or 4%) and Intangible Assets N276.96 billion (or 10%). Chart 11 depicts the components of capital expenditure for 2020. This is further illustrated in Chart 12 below.




Chart 12: FGN Capital Expenditure 2016-2020

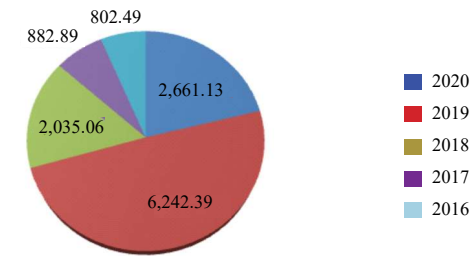


Table 15: Capital Expenditure on Asset Acquisition

Description	2016 (NBN)	2017 (NBN)	2018 (NBN)	2019 (NBN)	2020 (NBN)
Total Expenditure	802.49	882.89	2,035.06	6,242.39	2,661.13
% Change	3.27%	10.02%	130.50%	206.74%	(73.39)%

Source: OAGF

4.2.3: Financial Charges

In the preceding year 2019, financial charges amounted to N2,048 billion. However, this increased to N2,461 billion in 2020 (an increase of N413 billion or 20.17%). Furthermore, in the period under review, the ratio of financial charges to capital expenditure was 92.5% but was 32.8% in 2019. It therefore implies that, in the review period servicing of FGN debt was almost equal to expenditure in infrastructure compared to one-third in 2019. Similarly, the proportion of finance charges to revenue in the review period was 1:0.26, meaning that for every N1 revenue received 26 kobo was used to service FGN debts.

4.2.4 Statutory Transfers

The sum of N556.7 billion was contained as Statutory Transfer in the Appropriation Act for the fiscal year 2020 as against the sum of N472.29 billion for 2019 for the same purpose, representing an increase of 18% (Table 8).

Table 16: Statutory Transfers to Government Agencies (2017-2020)

Description	2017 N Billion	2018 N Billion	2019 N Billion	2020 N Billion
National Assembly	125.00	125.00	128.00	125.00
National Judicial Council	100.00	99.99	109.93	110.00
INEC	45.00	45.50	45.50	37.87*
UBEC	95.19	109.06	112.47	111.79
NDDC	64.02	71.19	71.19	80.88
Public Complaints Comm.	4.00	4.20	4.20	-
National Human Rights Commission	1.20	1.50	1.00	2.50
Total	434.41	456.46	472.29	556.72
% change	23.64%	5.08%	3.47%	17.87%

East Development Source: OAGF

*There was no appropriation to INEC in 2020. The sum indicated was for North Commission.



4.3 Budget Deficit from Operating Activities

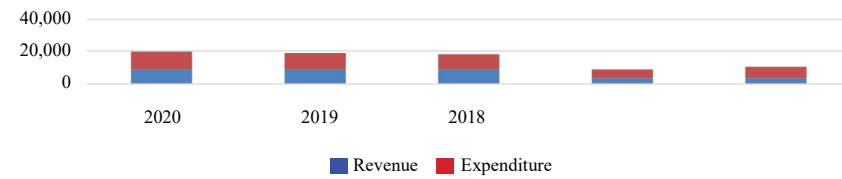
The budget deficit for the year 2020 stood at N4.6 trillion. This includes drawdowns on project-tied loans and the related capital expenditure. The 2020 budget deficit represents about 4 percent of estimated GDP. This is above the 3 percent threshold set by the Fiscal Responsibility Act of 2007 and higher than the ERGP target of 1.96 percent. The deficit was financed through new borrowings (domestic and foreign), privatization proceeds, signature bonuses, and drawdowns on the loans secured for specific development projects. Deficits from operating activities exclude capital expenditures, and were derived from the statement of financial performance in the period under review. A glance of Table 11 shows the actual surplus/deficit from operating activities of FGN for a five-year period, with a deficit in 2020, compared to surpluses in 2019 and 2018.

Table 17: Surplus/Deficit from Operating Activities (Actual)

Description	2016 NBillion	2017 NBillion	2018 NBillion	2019 NBillion	2020 NBillion
Total Revenue	3,723.25	3,617.65	8,945.45	9,597.11	9,416.38
Total Expenditure	7,124.48	5,924.16	8,417.50	8,994.09	10,330.65
Surplus/ (Deficit)	(3,401.23)	(2306.51)	527.94	663.02	(914.20)

Source: OAGF

Chart 13: Results from Operating Activities





Chapter 5

FGN ASSETS AND LIABILITIES



5.1 FGN Assets

The total assets of the federal government decreased from N11,130.60 billion in 2019 to N10,141.62 billion in 2020, a decline of 8.89 per cent over the period.

5.2 Current Assets

The current assets of FGN increased by 54.77%, or N1,705.17 billion in 2020 from N1,101.72 billion in 2019. The increase was due to positive changes in receivables and inventories that grew by 89.34% and 369% respectively. Prepayments, however, decreased from N3.875 billion in 2019 to N1.482 billion in 2020 (a year-on-year decrease of 61.75%). Cash and cash equivalents dropped from –N1,527.02 billion to –N9,318.45 billion (or 510% decrease).

Figure 14: Per cent Change in Current Assets

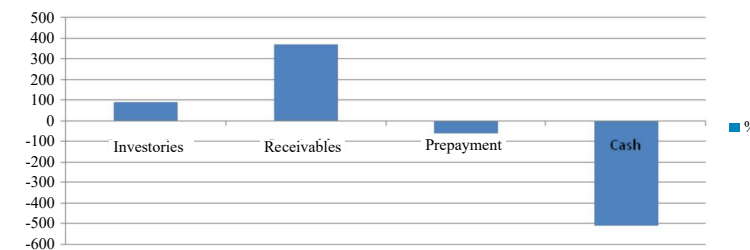


Table 19: Cash and cash equivalents (as per cash flow statement)

Description	2018 Actual N Billion	2019 Actual N Billion	2020 Actual N Billion
Cash & cash equivalent*	-1,112.46	-1,527.02	-9,318.45
Movements in %	177.88%	37.27%	510%

* This is derived from the Cash Flow Statement and is net of cash/equivalents and current portion of borrowing (cash)
Source: OAGF Annual Accounts

Between 2018 and 2020, cash balances maintained a negative trend (Table 19), indicating the need for better cash management practices to meet urgent liquidity issues.

Table 20: Receivables (as per Statement of Financial Position)

Description	2018 Actual N Billion	2019 Actual N Billion	2020 Actual N Billion
Receivables	250.75	276.97	524.44
Movements in %	66.22%	10.46%	89.34%

Source: OAGF Annual Accounts

The components of receivables for 2020 include personal advance N9,740.49 billion; administrative advance N4,357.56 billion; imprests N0.296 billion; and revenue in arrears N510.32 billion. The proportion of revenue in arrears to total receivables in the review period is 93.7%.

Table 21: Inventories (as per Statement of Financial Position)

Description	2018 Actual N Billion	2019 Actual N Billion	2020 Actual N Billion
Inventories	44.61	7.23	33.96
Movement in %	47.38%	83.79%	369.7%

Source: OAGF Annual Accounts

5.2.1 Non-Current Assets

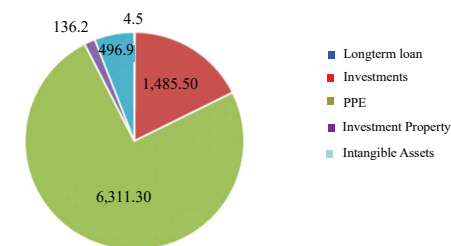
The aggregate of non-current assets for the review period stood at N8,436.45 billion compared to N10,028.88 billion in 2019. The value of non-current assets fell by 15.87% or N1,592.43 billion during the period. The components of non-current assets are as shown in Table 15 below.

Table 22: Components of Non-Current Assets

Asset Class	2019 (Nbn)	2020 (Nbn)
Long Term Loans	1.57	4.50
Investments	1,641.70	1,485.49
Property, Plant & Equipment	7,733.24	6,311.33
Investment Property	26.54	136.15
Intangible Assets	625.83	496.98
Total Carrying Amount	10,028.88	8,436.45

Source: OAGF Annual Accounts

Chart 15: Non-Current Assets Components-2020





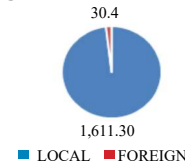
5.2.2 Long-term loans

The aggregate long-term loans of the federal government increased from N1.57 billion to N4.50 billion (or 186.62%) in 2019 and 2020 respectively. Out of the amount for the year 2020, foreign loan constituted the sum of N0.284 billion, while local loans amounted to N4.216 billion, or 93.68% of the total.

5.2.3 Investments

The aggregate investments of the Federal Government of Nigeria decreased by N156.21 billion from 2019 to 2020, representing a 9.5% decline over the period. These investments consist of financial instruments in both quoted and unquoted companies in Nigeria and abroad. While local investments comprised of N1,611.30 billion, foreign investments accounted for N30.40 billion in the review period. The decrease in the value of investments was not unconnected to the pandemic (COVID-19) that globally affected the financial market.

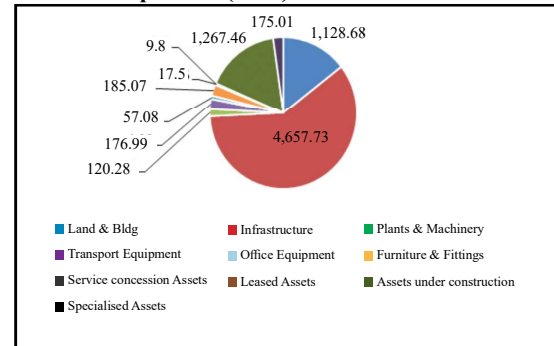
Chart 16: Composition of Foreign and local investments



5.2.4 Property, Plant and Equipment (PPE)

This asset class comprises of lands, buildings, infrastructure, plant & machinery, transportation equipment, furniture & fittings, specialized assets, leased assets, service concession assets, assets under construction, etc. PPE accounts for 74.8% of FGN total non-current assets in 2020, relative to 77.11% in 2019, a decline of 4.28% over the preceding year. In 2019 PPE amounted to N7,733.24 billion but declined to N6,311.33 billion (a decrease of 18.39%). Continuous investment in PPE is crucial to employment generation, infrastructural development and improved standard of living of the people.

Chart 17: PPE Components (2020)



Intangible Assets

These comprise mainly of Research and Development costs. These assets decreased from N625.83 billion (in 2019) to N496.98 billion (representing a decrease of 20.59%). Intangible assets comprised of 5.90% of total non-current assets during the year.

Assets under Construction

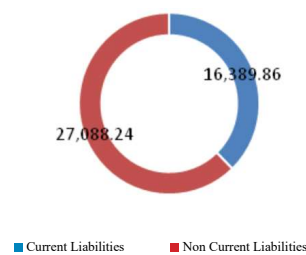
This class of assets relates to assets that are still under construction which, when completed, shall be reclassified to their appropriate asset class. Assets under construction are to be depreciated when they are completed and put to use.

5.3 FGN Liabilities

5.3.1 Total Liabilities

Total liabilities amounted to N43,478.10 billion in the review period in contrast to N28,309.32 billion recorded in 2019, an increase of N15,168.78 (or 53.59%) year-on-year. Of this amount, current liabilities amounted to N16,389.86 billion while non-current liabilities stood at N27,088.24 billion.

Chart 18: Total liabilities



5.3.2 Current Liabilities:

Table 18 depicts the composition of current liabilities during the period 2016-2020.

Table 23: Composition of Current Liabilities (2016-2020)

Description	2016 (N Billion)	2017 (N Billion)	2018 (N Billion)	2019 (N Billion)	2020 (N Billion)
Deposits	3.05	3.08	10.99	0.10	1.004
Short Term loans & Debts	4,418.31	4,783.71	3,978.57	4,297.26	4,361.37
Unremitted Deduction	4.83	5.55	6.03	2.05	2.35
Payables	199.97	267.76	268.07	674.02	1,561.48
Short term Provisions	0.01	-	-	3.63	-
Current portion of borrowing	2.52	8.37	0.01	2,340.64	10,463.70
Total	4,628.68	5,068.48	4,263.67	7,317.88	16,389.87

Source: OAGF Annual Accounts

The difference of N9,071.99 billion in the 2020 and 2019 figures is attributable to an astronomical increase in current portion of borrowing which rose from N2,340.64 billion to N10,463.70 billion during the period. Similarly, payable rose by 131.60% in the same period.

Short Term Loans & Debts

FGN short-term debts increased by N64.11 billion or 1.5% in the review period. Short-term debts' movement over time is as represented in the chart below.

Chart 19: Short-term loans and Debts

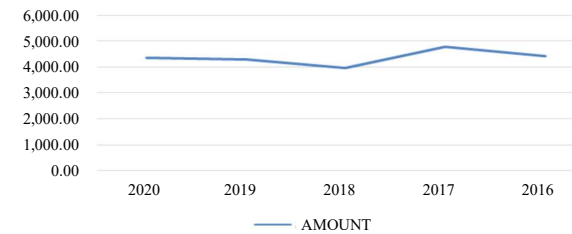
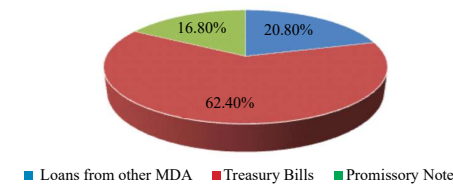


Chart 20: Composition of Short Term (Domestic) Loans

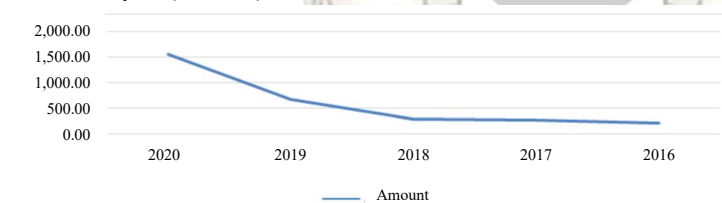


These are short-term domestic debts owed to lenders, and are expected to be repaid within a short period of time.

Payable

In the year 2020 payable were more than double from N674.20 billion in 2019 to N1,561.43 billion. This represents an increase of 131.59%. Payable include deferred income and other payable (such as personnel emoluments, pension and gratuity, professional fees, overheads, and other goods and services). Out of this amount, N0.652 billion was for deferred income while N1,561.4 billion represented other payable. FGN Payable have been on a steady surge since 2016 as shown in the line chart below.

Chart 21: Payable (2016-2020)





Unremitted Deductions: These include deductions to be paid as union dues, contribution to cooperative societies, tax deductions to tax authorities, etc. Unremitted deductions rose from N2.05 billion in 2019 to N2.35 billion in 2020, an increase of 14.63% over 2019.

5.3.3 Non-Current Liabilities

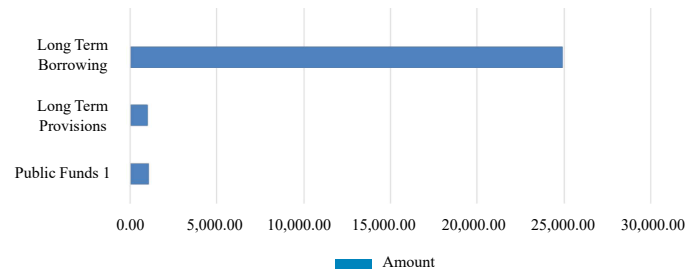
The aggregate Non-Current liabilities increased by N6,098 billion or (29.05%) from N20,991.49 billion in 2019 to N27,083.24 billion in 2020. These Non-current liabilities comprise of Public Funds, Long Term Provisions and Long Term Borrowings.

Table 24: Non-Current Liabilities (2016-2020)

Description	2016 NBillion	2017 NBillion	2018 NBillion	2019 NBillion	2020 NBillion
Public Funds	973.44	1,090.04	1,505.48	1,080.39	1,111.04
Long term Provisions	107.78	179.89	469.03	0.12	1,076.97
Long term borrowings	9,955.73	13,234.48	16,184.24	19,910.93	24,900.27
Total	11,036.95	14,513.42	18,158.75	20,991.44	27,088.24
% Change	24.12%	31.50%	25.12%	15.60%	29.05%

Source: OAGF Annual Accounts

Chart 22: Composition of Long Term Liabilities (2020)



Public Funds: These consist mainly of Pension Bond, Redemption Fund, Tertiary Education Fund, FGN Signature Bonuses Account, Ecological fund, Stabilization Fund, CISS Levy, and Wheat Grain Levy. Public Funds increased by N30.69 billion or 2.84% in the review period.

Long Term Provisions: These show a meteoric rise from N0.121 billion in 2019 to N1,076 billion in 2020 following provisions made by TETFUND.

Long Term Borrowings: The total long term loans of the FGN during the review period increased from N19,910.93 billion in 2019 to N24,900.24 billion in 2020 (an increase of N4,989.31 billion or 25.06%). Further review indicated that long-term borrowings consisted of both domestic and foreign debts. The Long Term borrowings constitute a significant component of long-term liabilities in the review period being 91.92% of total long-term liabilities.



5.3.4: FGN Debt to GDP

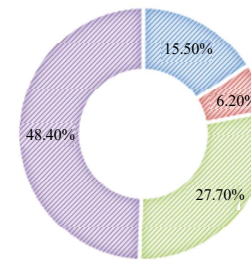
This ratio measures the financial leverage of an economy. The debt to GDP ratio of the federal government is as tabulated in table 25 below.

Year	Percentage (%)
2017	25.34
2018	27.69
2019	29.17
2020	34.49

Source: Compiled from OAGF Accounts

Chart 23: Long-term External Debt Stock by Source (2020)

Commercial loans Bilateral loans Multilateral loans Treasury Bond



Commercial loans include those borrowed from ZTE, CMEC, Euro-bond, Diaspora bond, Bank of England and local contractors. Loan sources from bilateral organizations include Exim Bank of China, French Development Agency, Exim Bank of India, JICA, and KFW, while IDA, IMF, IFAD, ABEDA, EIB and AGTF make up the multilateral bodies.



Chapter 6

RISK MANAGEMENT AND FORWARD- LOOKING INFORMATION



6.1 Risk Management

In the review period, Nigeria's economy slipped into second recession in five years in the wake of the COVID-19 pandemic. However, several indicators point to the fact that many of the economic problems existed pre-COVID-19 as inflation rate has always been above global average, public debt has more than doubled since 2015, and the naira exchange rate was low relative to other major currencies.

6.1.1 Credit Risks: The resurgence of credit losses was a direct consequence of the corona virus pandemic in 2020. Most assets value decreased, as the crash in oil prices set the financial markets fretful, while the economic lockdown also heightened default risks. However, due to good monetary and fiscal policies put in place by the government, the economy got a stable rating by major rating agencies such as Fitch and Standard & Poor (S & P.)

6.1.2 Market Risks: These are the risks that arise from chances of incurring losses due to factors that affect the overall performance of stock prices, interest rates, exchange rates and commodity prices. Market risks or systematic risks affect the performance of the entire market simultaneously. In the review period, the financial market was negatively affected by the pandemic causing losses following downward movements of market indices. Hedging and investing in long-term financial instruments were some of the strategies used to mitigate this risk.

6.1.3 Liquidity Risks: These are the risks of incurring losses resulting from the inability to meet payment obligations in a timely manner when they become due or from being unable to do so at a sustainable cost. Fiscal policy measures are in place to manage liquidity risks in Nigeria, some of which are diversification of the economy, increased revenue drive, and efficient cash management system.

6.1.4 Climate Risks: Climate change poses a significant risk to agricultural activities, water supply, marine life, and life expectancy. As temperatures rise globally, precipitation increases with attendant rise in sea level in coastal areas, increasing draught in Northern and Central states and exposure to heatwaves expected to skyrocket. Nigeria has in place institutional framework for addressing the risks associated with climate change, some of which include: the inter-ministerial committee on climate change, National Disaster Framework (2010), Post-Disaster Needs Assessment 2012 Floods (2013), and Third National Communication (2020). In addition, government agencies responsible for mitigating environmental risks like NEMA, NIHSA, NOSDRA and NIMET have received greater funding in recent times. Furthermore, the 2020 budget captured for the first time, figures for the newly created Ministry of Humanitarian Affairs and Disaster Management. The Ministry was created to coordinate national policy framework on emergency management as well as respond to national disasters and mitigate social risks by providing cash-based incentives to the poorest and most vulnerable in the society.

6.2 Forward Looking Information

The second Medium -Term National Development Plan (2016-2020) was launched to consolidate the modest achievements of the first MTNDP (2016-2020). The vision of the second MTNDP is to catalyse the potential of the public, private, and social sectors to boost industrialisation, and sustainably improve inclusive, holistic development and competitiveness.

6.2.1 Policy Priorities

The Medium-Term National Development Plan (MTNDP) 2021-2025 identified nine Government priorities for implementation during the period. These priorities are listed below:

- Build a thriving and sustainable economy.
- Enlarge agriculture output for food security.
- Attain energy sufficiency in power and petroleum products.
- Expand transport and other infrastructure development.
- Expand business growth, entrepreneurship and industrialization.
- Improve access to quality education, affordable healthcare and productivity.
- Enhance social inclusion and reduce poverty.
- Build systems to fight corruption, improve governance and create national cohesion.
- Improve security for all.

6.2.2 Strategic Objectives of the MTNDP 2021-2025

The strategic objectives of the Plan are to:

- Establish a strong foundation for a diversified economy, with robust MSME growth, and a more resilient business environment.
- Invest in critical physical, financial, digital and innovation infrastructure.
- Build a solid framework and enhance capacities to strengthen security and ensure good governance.
- Enable a vibrant, educated and healthy populace.

To achieve the objectives of the Plan the government developed crosscutting enablers, which are:

- Invest in the social infrastructure and services required to alleviate poverty, drive inclusive economic empowerment and reduce poverty.
- Promote development opportunities across States to minimize regional, economic and social disparities.

6.2.3 Macro-economic Framework

The MTNDP seeks to achieve the following broad macroeconomic goals:

- Continue to contain the economic and health impact of the pandemic through fiscal and monetary policies in a transparent and efficient manner.
- Sustain the economic recovery and put the economy on a path of increasing per capita income to avert the past trend of higher population compared to the real GDP growth.
- Sustain macroeconomic stability, anchored on coordinated fiscal and monetary policies, to achieve a declining path of inflation, a foreign exchange regime that allows for managed flexibility and consistency with macro-structural fundamentals.
- Pursue broad-based economic growth of about 3.8% on average with non-oil GDP growth of 4% and oil GDP growth of 2.1%.
- Increase employment generation (projected increase of about 25 million, with 10 million people from direct growth impact; and 15 million from skill acquisition).
- Take additional number of people (25 million) out of poverty, ensuring that poverty rate reduces to 31% by 2025 compared to 40% in 2020.

**Table 26: Key Indicators for the fiscal sector: FGN Projections**

FISCAL SECTOR	2021	2022	2023	2024	2025
Oil Revenue (N'B)	4,316.0	5,316.3	6,617.8	7,487.6	7,847.4
Independent Revenue (N'B)	784.4	1,353.9	1,813.4	2,204.1	3,206.4
Total Federal Revenue (N'B)	4,424.2	5,504.0	6,578.0	7,475.0	8,847.9
Total Transfer Expenditure (N'B)	524.2	569.7	611.9	646.2	673.4
Total Federal Expenditure (N'B)	10,411.1	12,608.3	13,872.9	15,148.4	16,267.9
Federal Deficit-to-GDP ratio (%)	(3.5)	(3.7)	(3.4)	(3.2)	(2.7)
General Government Net Revenue (N'B)	9,242.5	11,204.4	11,204.4	15,958.9	19,117.3
General Government Total Expenditure (N'B)	15,017.9	18,222.3	18,222.3	22,258.0	24,160.1
General Government Total Debt (N'B)	36,665.5	46,279.8	55,205.7	63,054.5	71,117.1
General Govt. Public debt-to-GDP ratio (%)	21.4	24.0	25.6	26.1	26.2

Source: FMFBNP

While total revenue of the federal government is expected to double between 2021 and 2025, total expenditure is projected to grow from N10,411.1 billion to N16,267.9 billion (56.25%) during the same period, signifying fiscal responsibility on the part of government in the five-year period. Similarly, the projection in the reduction of deficit-GDP ratio from 3.5% to 2.7% during the period is a pointer that the Plan intends to instil efficient management of public resources in the conduct of government business.

Table 27: Key Indicators for the Real Sector

REAL SECTOR	2021	2022	2023	2024	2025
GDP (current market prices) N'B	171,156.6	192,722.6	215,967.7	241,969.6	271,651.3
GDP (current basic prices) (N'B)	169,268.1	190,579.2	213,561.0	239,264.9	268,606.6
GDP (current basic prices) (N'B)-Real	71,362.3	73,634.4	76,354.1	79,885.8	84,383.2
Consumer Price Index	417.8	482.1	554.1	629.9	704.1
Inflation rate	17.4	15.4	14.9	13.7	11.8

GROWTH IN CONSTANT (REAL) VALUES	2021	2022	2023	2024	2025
Real GDP Growth (%)	1.9	3.2	3.7	4.6	5.6
Oil GDP (constant basic prices) (N'B)	(1.37)	2.20	3.08	3.41	3.07
Non-Oil GDP (constant basic prices) (N'B)	2.22	3.27	3.75	4.73	5.85
Agric GDP (constant basic prices) (N'B)	2.12	2.46	3.07	4.10	3.87
Industrial GDP (constant basic prices) (N'B)	13.90	5.94	6.83	6.74	7.41
Services GDP (constant basic prices) (N'B)	(3.05)	2.25	2.47	3.81	5.62
Private Consumption Expenditure (N'B)	1.94	2.12	4.09	4.26	5.06
Gross fixed capital formation (N'B)-constant prices	(0.23)	6.26	6.60	7.04	8.26
Private Investment (N'B)-Constant prices	(0.44)	3.86	6.28	7.01	7.24
Share Of GDP (%)					
Oil GDP (current basic prices) (N'B)	7.95	7.88	7.84	7.75	7.56
Non-oil GDP (current basic prices) (N'B)	92.05	92.12	92.16	92.25	92.44
Agric GDP (current basic prices) (N'B)	24.63	24.43	24.29	24.17	23.76
Industrial GDP (current basic prices) (N'B)	28.00	28.62	29.32	29.80	30.21
Services GDP (current basic prices) (N'B)	47.37	46.94	46.39	46.03	46.03
Private Consumption Expenditure (N'B)	66.01	62.77	61.46	60.92	61.01
Gross fixed capital formation (N'B)	27.07	28.62	29.03	29.50	29.61
Public Investment (N'B)	2.52	3.00	2.82	2.73	2.68
Private Investment (N'B)	25.46	26.60	27.26	27.88	28.08
Domestic Saving (N'B)	25.21	27.77	29.08	29.89	30.10
Private Saving (N'B)	28.58	31.41	32.27	32.49	31.95

Table 28: Indicators for the External Sector Key

EXTERNAL SECTOR	2021	2022	2023	2024	2025
FDI, net inflows (BoP, current N'B)	701.0	825.7	954.5	1,112.5	1,326.3
Net Foreign Portfolio Investment (N'B)	2,329.7	2,501.7	(810.0)	2,935.3	3,224.7
Foreign Debt (N'B)	15,876.3	18,502.5	24,208.0	28,525.0	33,668.4
Export of goods and services (N'B)	16,962.1	20,960.6	23,974.9	26,779.9	29,970.8
Oil export (N'B)	14,604.8	17,596.5	19,599.8	20,874.1	21,673.1
Non-oil export (N'B)	2,357.4	3,364.1	4,375.2	5,905.8	8,297.7
Imports of goods and services (N'B)	17,391.3	18,697.9	20,045.7	21,914.9	24,504.4
Current Account Balance (N'B)	(214.6)	3,927.1	5,907.6	7,256.9	8,263.6

Source: FMFBNP

6.2.4: Key Strategies

In achieving the goals of the MTNDP, the federal government will pursue the following strategies:

- Continuing with prudent fiscal management with enhanced focus on mobilization of non-oil revenues to engender increased spending on social protection initiatives and reduce the dependency of the budget on domestic and external financing to improve debt-servicing capacity.
- Fine-tuning monetary policy framework, with emphasis on price stability, support to the economy as appropriate, harmonization of the exchange rates and ensuring that the eventual unified exchange rate is well aligned with macro-structural fundamentals.
- Further accelerating the pace of economic diversification, where all the sectors of the economy become more competitive and begin to meet domestic and regional demands for goods and services and eventually compete more effectively in the global market.
- Reducing the costs of production for the manufacturing sector through improved business environment, avoidance of multiple taxation with increased and more reliable provision of infrastructure.
- Enhancing the performance of the manufacturing sector and strengthening its linkages to other sectors particularly agriculture and service sectors to bring about increased employment intensity of growth as well as the sensitivity of poverty reduction to growth.
- Deepening the financial sector and sustaining its stability to increased credit allocation to MSMEs.



Chapter 7

IPSAS ACCRUAL BASIS GPFS

7.0 Federal Government GPFS

Introduction

The Federal Government GPFS for the year ended 31 December, 2020 was prepared on IPSAS accrual accounting basis. General Purpose Financial Statements are structured representation of the financial position and the transactions undertaken by the government. The Statements are prepared Pursuant to the policy of the Federation for all Public Sector Entities in Nigeria to adopt the provisions of IPSAS Accrual Basis of Accounting in the preparation and presentation of financial statements to meet specific information needs of users such as citizens, voters, representatives, Investors, Creditors, Research Institutions, Banks, suppliers, the media, development partners and International Community.

The components of the Federal Government's consolidated GPFS are:

- i. Consolidated Statement of Financial Performance;
- ii. Consolidated Statement of Financial Position;
- iii. Consolidated Cash flow Statement;
- iv. Consolidated Statement of Changes in Net Assets/Equity;
- v. Consolidated Statement of Comparison of Budget and Actual Amounts; and
- vi. Notes to the Financial Statements and Other Disclosures.

FEDERAL GOVERNMENT OF NIGERIA FINANCIAL STATEMENTS FOR THE YEAR ENDED 31ST DECEMBER 2020

7.1 Responsibility for the Financial Statements.

These General Purpose Financial Statements have been prepared in accordance with the provisions of the Finance (Control and Management) Act 1958 now CAP F26 LFN 2004. Furthermore, the provisions of Section 49(3) of Fiscal Responsibility Act 2007 which states that "The publication of general standards for the consolidation of public accounts shall be the responsibility of the Office of the Accountant-General of the Federation" was adhered to through the issuance of National Treasury Circular TRY A5 & B5/2016.OAGF/CAD/026/V.111/7 of 18th March, 2016. The Circular requires the preparation of the Financial Statements of the Federal Government based on International Public Sector Accounting Standards (IPSAS), Accrual Basis of Accounting, effective 1st January, 2016.

The Financial Statements have been prepared taking advantage of the transitional exemptions permitted under IPSAS 33 for first time adaptors. To fulfill Accounting and Reporting responsibilities, the Accountant-General of the Federation is responsible for establishing and maintaining an adequate system of internal controls designed to provide reasonable assurance that the transactions recorded are within statutory authority and adequately disclose the use of all Public resources of the Government.

In consolidating the 2020 GPFS, I relied on the various control measures put in place in the various Ministries, Departments and Agencies. While my Office is responsible for the consolidation process, the Responsibility for the transactions and other events reported in the Financial Statements rests entirely with the respective accounting Officers of the reporting entities in line with FR paragraph 111 (ii) (a-c) and 112 (i) (a-l) of 2009. These Financial Statements reflect government operations and financial position of Government as at 31st December, 2020.

Syla Okolieaboh, FCA
Ag Accountant-General of the Federation





7.2 Auditor-General for the Federation's Certificate

THE AUDITOR-GENERAL FOR THE FEDERATION



Audit House, Plot
Samuel Ademulegun Str
Central Business Dist
P.M.B. 128, Garki-Abuja, Nig
Website: www.oaugf.gov.ng
Tel: +234811008E

AUDITOR-GENERAL FOR THE FEDERATION'S CERTIFICATE

**Report of the Auditor-General for the Federation
on the Federal Government of Nigeria Consolidated Financial Statements
for the year ended 31st December, 2020**

Qualified Opinion

I have audited the Consolidated Financial Statements of the Federal Government of Nigeria (FGN) for the year ended 31st December, 2020. The Consolidated Financial Statements reproduced in this Report from page 60 to page 662 comprised of: Consolidated Statement of Financial Position, Consolidated Statement of Financial Performance, Consolidated Statement of Cash Flows, Consolidated Statement of Changes in Net Assets/Equity, Consolidated Statement of Comparison of Budget and Actual, and Notes to the Consolidated Financial Statements, including a Summary of Significant Accounting Policies. The audit also covered Statement of Responsibility for the Consolidated Financial Statements by the Accountant-General of the Federation reproduced on page 82.

In my opinion, except for the effects of the matters described in the *Basis for Qualified Opinion* Section of this report, the accompanying Consolidated Financial Statements present fairly, in all material respects, the financial position of the Federal Government of Nigeria as at 31st December, 2020 and of its financial performance and its cash flows for the year then ended in accordance with the International Public-Sector Accounting Standards (IPSAS), Accrual Basis.

Basis for Qualified Opinion

I conducted my audit in accordance with International Standards of Supreme Audit Institutions. My responsibilities under those standards are further described in the Auditor's Responsibilities for the Audit of the Consolidated Financial Statements section 4 of my report. I am independent of the entity in accordance with the Code of Ethics for Supreme Audit Institutions together with the ethical requirements that are relevant to my audit of the Federal Government of Nigeria, and I have fulfilled my Constitutional and other ethical responsibilities. I believe that the audit evidence I have obtained is sufficient and appropriate to provide a basis for my opinion.


Consolidation of Unaudited Trial Balances and Non-Preparation of Stand-Alone Financial Statements of MDA

The FGN Consolidated Financial Statements for the year ended 31st December 2020 were combinations of unaudited Trial Balances of Ministries, Departments and Agencies (MDA) instead of consolidation of their stand-alone audited financial statements. The consolidation of unaudited trial balances of MDA instead of their audited stand-alone financial statements prevented the evaluation of the basis of measurement, recognition and disclosure of the elements of the financial statements as well as auditors' report thereon before consolidation by the Accountant-General of the Federation.

Non-adherence to timeline on Exemptions taken on First Time**Adoption of IPSAS**

The Federal Government took advantage of certain transitional exemptions available to first time adopters on 1st January, 2016 when the FGN adopted IPSAS accrual basis of accounting. The exemption allows first-time adopters three years to recognize specified assets and liabilities. However, the consolidated financial statements of the FGN for the year ended 31st December 2020 were still prepared under transitional exemptions as disclosed within the Summary of Significant Accounting Policies to the effect that "...some existing assets acquired prior to commencement of IPSAS accrual basis of accounting are yet to be valued and brought into the books."

With this perpetual exemption, Legacy Assets of the FGN such as Roads, Bridges, Dams, Airports, Power Plants, Rail, Public Buildings etc were not valued and recognized in the FGN Consolidated Financial Statements for the year ended 31st December 2020. Consequently, the exemptions in respect of accounting for revenues and assets beyond the transitional timeline affect the fair presentation of the FGN Consolidated Financial Statements.





Emphasis of Matter

I draw attention to Note 5(Tax Revenue) to the FGN Consolidated Financial Statements (CFS) for the year ended 31st December 2020, which reported the sum of ₦29,142,773.61 from 4 Ministries, Departments and Agencies as tax revenue of the FGN for the year. The proceeds from the personal income tax of the personnel of the Armed Forces of the Federation, the Nigeria Police Force, the Ministry of Foreign Affairs were not recognized in the FGN CFS.

My opinion is not qualified in respect of this emphasis of matter.

Other Matters

Non-Disclosure of Events After the Reporting Date

There was no disclosure of Events after the Reporting Date in the FGN CFS. Events after the reporting date, adjusting or non-adjusting, even where non existed, should have been disclosed in accordance with the provisions of IPSAS 14.

Non-Disclosure of Contingent Liabilities

There was no disclosure of contingent liabilities in the CFS in spite of numerous litigations against the FGN, commitments by FGN among others. There was no disclosure on Process and Industrial Developments Limited (P&ID) ongoing litigation in the CFS for instance. Contingent liabilities especially of material amount should have been disclosed in accordance with the provisions of IPSAS 19.

My opinion is not qualified in respect of other matters.

Key Audit Matter

Key audit matters, as shown in the table below, are those matters that in my professional judgment, were of most significance in the audit of the FGN CFS for the year ended 31st December 2020 and these matters were addressed in the context of the audit of the FGN CFS as a whole, and in forming my opinion thereon.

S/N	Key Audit Matters	How my audit addressed the Key Audit Matters
1	<p>Negative Net Assets (₦33,336,480,612,451.40)</p> <p>I drew the attention of the Accountant-General of the Federation to the FGN Consolidated Statement of Financial Position which showed a negative Net Assets of ₦33,336,480,612,451.40 as at 31st December 2020.</p> <p>The FGN total current liabilities of ₦16,389,865,025,238.10 exceeded the current assets of ₦1,705,166,846,559.70 with a total difference of ₦14,684,698,178,678.40, an indication that the FGN will not be able to meet its current commitments as a result of cash flow challenges.</p> <p>The FGN total assets was ₦10,141,624,337,769.90 while the total liabilities was ₦43,478,104,950,221.30 giving a negative net assets of ₦33,336,480,612,451.40.</p> <p>I am concerned that the FGN is faced with a high debt burden that makes the Government's finances vulnerable and could face unsustainable burdens which can hamper the development of key infrastructures in the economy by the FGN.</p>	<p>My audit procedures in this area included, among others:</p> <ul style="list-style-type: none"> • Evaluated and tested the key controls around the reconciliation process including preparer/checker processes. • Tested and confirmed the current liabilities and current assets. • Evaluated and tested the internal controls system used for verifying the closing balances submitted by MDA to the Accountant-General of the Federation. • Confirmed from the Debt Management Office, the status of public debts. • Reviewed the payment schedule of loans obtained during the year and confirmed the repayments made during the year. • Evaluated the controls in the bank balances through reviewing of bank reconciliation statements and obtaining confirmation of balances in the FGN Treasury Single Accounts (TSA) from the Central Bank of Nigeria. • Evaluated the presentation and disclosure of assets and liabilities within the FGN CFS. • Circularised some MDA to confirm their balances as recognized in the FGN CFS.

My opinion is not qualified in respect of Key Audit Matter stated above.

Responsibility for the FGN Consolidated Financial Statements

In accordance with the provisions of Section of 85(5) of the Constitution of the Federal Republic of Nigeria, 1999 (as amended), Section 24 of Finance (Control and Management) Act, Cap F26 LFN 2004 and Section 49 of the Fiscal Responsibility Act of 2007, the Accountant-General of the Federation (AGF) is responsible for the preparation and presentation of the FGN CFS, in accordance with the IPSAS Accrual Basis. The AGF has thus prepared and submitted to me for audit the FGN CFS as reproduced in Section 5 of my report, in compliance with Extant Regulations under reference.

Auditor-General for the Federation's responsibility

My responsibility as the Auditor-General for the Federation (AuGF) is to express an opinion on the FGN CFS based on the audit which I conducted in accordance with the International Standards of Supreme Audit Institutions (ISSAI). Those standards require that I comply with ethical requirements, plan, and perform the audit to obtain reasonable assurance as to whether the FGN CFS are free from material misstatements.

An audit involves the performance of procedures to obtain audit evidence about the amounts and disclosures in the consolidated financial statements. The procedures selected depend on the auditor's judgment including the assessment of risks of material misstatements of the consolidated financial statements, whether due to fraud or error. In making those risk assessments, the auditor considers internal controls relevant to the entity's preparation and presentation of the consolidated financial statements in order to design audit procedures that are appropriate in the circumstances, but not for the purpose of expressing an opinion on the effectiveness of the entity's internal controls. An audit also includes an evaluation of the appropriateness of the accounting policies used and the reasonableness of the accounting estimates made by those charged with Governance, as well as of the overall presentation of the consolidated financial statements.

I have obtained sufficient information and audit evidence that I considered as appropriate to provide basis for my audit opinion.

Report on other legal and regulatory requirements

Furthermore, other than the matters stated within the basis for my opinion, the transactions of the Federal Government of Nigeria for the year ended 31st December, 2020 that have come to my notice or that I have tested as part of my audit, have in all significant respect, been carried out in accordance with relevant Laws and Financial Regulations 2009.


Shaakaa Kanyitor Chira, FCMA, ACTI, CCFrFA
Auditor-General for the Federation
FRCI/2022/PRO/IANANI/001/794576


30th November, 2023





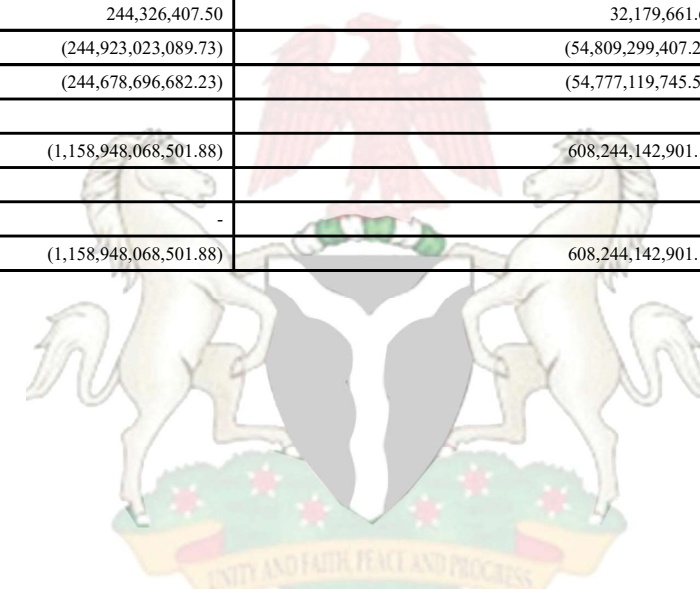
7.3					
FEDERAL GOVERNMENT OF NIGERIA					
CONSOLIDATED STATEMENT OF FINANCIAL POSITION AS AT 31ST DECEMBER, 2020					
	Notes	2020	2020	2019	2019
		N	N	N	N
ASSETS					
Current Assets					
Cash and Cash Equivalents	28	1,145,245,904,946.34		813,620,162,714.89	
Receivables	29	524,443,597,505.94		276,996,762,179	
Prepayments	30	1,482,103,943.69		3,875,121,449.50	
Inventories	31	33,995,240,163.73		7,230,364,700.95	
Total Current Assets	A	1,705,166,846,559.70	1,705,166,846,559.70	1,101,722,411,044.06	1,101,722,411,044.06
Non-Current Assets					
Long Term Loans	32	4,499,149,454.33		1,568,996,847.21	
Investments	33	1,485,492,024,905.86		1,641,702,321,998.82	
Property, Plant & Equipment	34	6,311,332,772,638.48		7,733,238,328,235.93	
Investment Property	35	138,153,115,240.40		26,540,406,814.56	
Intangible Assets	36	496,980,428,971.17		625,828,503,669.23	
Total Non-Current Assets	B	8,436,457,491,210.24	8,436,457,491,210.24	10,028,878,557,565.70	10,028,878,557,565.70
Total Assets	C = A + B		10,141,624,337,769.90		11,130,600,968,609.80
LIABILITIES					
Current Liabilities					
Deposits	37	1,004,590,061.90		95,045,604.98	
Short Term Loans & Debts	38	4,361,377,083,728.26		4,297,260,444,470.39	
Unremitted Deductions	39	2,346,998,029.73		2,050,967,867.30	
Payables	40	1,561,437,468,308.75		674,200,076,090.25	
Current Portion of Borrowings/Cash & Cash Equivalent	28/42	10,463,698,885,109.40		2,340,640,382,771.27	
Total Current Liabilities	D	16,389,865,025,238.10	16,389,865,025,238.10	7,317,879,032,823.67	7,317,879,032,823.67
Non-Current Liabilities					
Public Funds	43	1,111,037,059,020.97		1,080,388,141,934.56	
Long Term Provisions	44	1,076,966,052,370.28		121,164,336.68	
Long Term Borrowings	45	24,900,236,813,592.00		19,910,929,005,592.00	
Total Non-Current Liabilities	E	27,088,239,924,983.20	27,088,239,924,983.20	20,991,438,311,863.20	20,991,438,311,863.20
Total Liabilities:	F = D + E		43,478,104,950,221.30		28,309,317,344,686.90
Net Assets:	G = C - F		(33,336,480,612,451.40)	(17,178,716,376,077.10)	(17,178,716,376,077.10)
NET ASSETS/EQUITY					
Capital Grant	46	7,272,518,786,642.03		5,551,258,724,344.84	
Reserves	47	(39,450,051,330,592.60)		(22,729,975,100,422.30)	
Surpluses/(Deficits)		(1,158,948,068,501.88)			
Minority Interest					
		(33,336,480,612,451.40)	(33,336,480,612,451.40)	(17,178,716,376,077.10)	(17,178,716,376,077.10)
Total Net Assets/Equity:	H=G				


 Sylva Okolieaboh, FCA (FRC/2022/411580)
 Ag. Accountant - General of The Federation


 DR. (MRS) ZAINAB SHAMSUNA AHMED (FRC/2013/ANAN/0000001549)
 Honourable Minister of Finance, Budget and National Planning.



7.4			
FEDERAL GOVERNMENT OF NIGERIA			
CONSOLIDATED STATEMENT OF FINANCIAL PERFORMANCE			
FOR THE YEAR ENDED 31ST DECEMBER, 2020			
	Notes	2020	2019
		₦	₦
		A	
REVENUE			
Government Share of FAAC (Statutory Revenue)	3	2,872,397,923,341.25	3,180,931,827,731.62
Government Share of VAT	4	191,984,813,036.13	158,045,701,011.20
Tax Revenue	5	29,142,773.61	-
Non-Tax Revenue	6	171,399,503,561.76	105,053,530,064.27
Investment Income	7	151,931,858,991.17	260,419,948,106.62
Interest Earned	8	23,555,685.07	2,052,300,657.82
Aid & Grants	9	138,942,133,343.27	371,975,738,630.86
Debt Forgiveness/Other Capital Receipts to CDF	10	10,553,605,245.10	19,248,660,235.50
Other Revenues	11	5,049,671,909,009.69	4,702,466,211,175.38
Transfer from other Government Entities	12	-	-
Other Funds	12A	829,442,251,620.88	796,919,190,619.72
Total Revenue (a)		9,416,376,696,607.93	9,597,113,108,232.99
EXPENDITURE			
Salaries & Wages	13	2,944,931,071,232.87	2,662,531,425,794.86
Employees Benefits	14	335,300,037,816.83	316,395,277,392.72
Overhead Cost	15	855,741,822,754.39	1,449,822,419,277.94
Grants & Contributions	16	277,422,965,269.88	400,802,673,625.71
Subsidies	17	14,223,498,224.37	17,833,316,044.69
Depreciation Charges	18	508,217,453,141.61	474,425,050,243.04
Impairment Charges	19	1,043,683,936.24	-
Amortization Charges	20	404,177,173,344.49	237,175,911,284.06
Bad Debts Charges	21	-	3,632,116,019.48
Financial Charges	22	2,460,630,934,659.47	2,047,724,543,651.17
Transfer to other Government Entities	23	2,528,957,426,047.40	1,323,749,112,252.58
Total Expenditure (b)		10,330,646,066,427.60	8,934,091,845,586.25
Surplus/(Deficit) from Operating Activities for the Period c=(a-b)		(914,269,371,819.64)	663,021,262,646.74
Gain/ Loss on Disposal of Asset	24	244,326,407.50	32,179,661.66
(Gain)/Loss on Foreign Exchange Transaction	25	(244,923,023,089.73)	(54,809,299,407.25)
Total Non-Operating Revenue/(Expenses) (d)		(244,678,696,682.23)	(54,777,119,745.59)
Surplus/(Deficit) from Ordinary Activities e=(c+d)		(1,158,948,068,501.88)	608,244,142,901.15
Minority Interest Share of Surplus/ (Deficit) (f)	27	-	-
Net Surplus/ (Deficit) for the Period g=(e-f)		(1,158,948,068,501.88)	608,244,142,901.15





7.5				
FEDERAL GOVERNMENT OF NIGERIA				
CONSOLIDATED STATEMENT OF CASH FLOW FOR THE YEAR ENDED 31ST DECEMBER, 2020				
Description	2020		2019	
	₦	₦	₦	₦
CASH FLOWS FROM OPERATING ACTIVITIES				
Inflows				
Government Share of FAAC (Statutory Revenue)	2,872,397,923,341.25		3,180,931,827,731.62	
Government Share of VAT	191,984,813,036.13		158,045,701,011.20	
Tax Revenue	29,142,773.61		-	
Non-Tax Revenue	171,399,503,561.76		105,053,530,064.27	
Investment Income	151,931,858,991.17		260,419,948,106.62	
Interest Earned	23,555,685.07		2,052,300,657.82	
Aid & Grants	138,942,133,343.27		371,975,738,630.86	
Debt Forgiveness	10,553,605,245.10		19,248,660,235.50	
Other Revenue	5,049,671,909,009.69		4,702,466,211,175.38	
Transfer from other Government Entities	-		-	
Other Funds	829,442,251,620.88		796,919,190,619.72	
Total Inflow from Operating Activities (A)	9,416,376,696,607.93	9,416,376,696,607.93	9,597,113,108,232.99	9,597,113,108,232.99
Outflows				
Salaries & Wages	2,944,931,071,232.87		2,662,531,425,794.86	
Social Benefits	335,300,037,816.83		316,395,277,392.72	
Overhead Cost	855,741,822,754.39		1,449,895,878,683.94	
Grants & Contributions	277,422,965,269.88		400,802,673,625.71	
Subsidies	14,223,498,224.37		17,833,316,044.69	
Transfer to other Government Entities	2,528,957,428,047.40		1,323,749,112,252.58	
Finance Cost	2,460,630,934,659.47		2,047,724,543,651.17	
Total Non-Operating Revenue/(Expenses) (d)	244,678,696,682.23		54,777,119,745.59	
Total Outflow from Operating Activities (B)	9,661,886,454,687.45	9,661,886,454,687.45	8,273,709,347,191.27	8,273,709,347,191.27
Net Cash Inflow/(Outflow) From Operating Activities* C=(A-B)		(245,509,758,079.52)		1,323,403,761,041.72
CASH FLOW FROM INVESTING ACTIVITIES				
Proceeds from Sale of PPE				
Proceeds from Sales of Investment Property				
Proceeds from Sale of Intangible Assets				
Proceeds from Sale of Investment				
Dividends Received				
Purchase/Construction of PPE	(2,276,154,330,093.04)		(5,570,867,974,503.51)	
Purchase/Construction of Investment Property	(110,013,573,180.28)		(5,709,947,528.58)	
Purchase of Intangible Assets	(274,963,301,475.73)		(656,758,881,744.72)	
Acquisition of Investments	-		(9,052,815,925.00)	
Net Cash Flow from Investing Activities	(2,661,131,204,749.05)	(2,661,131,204,749.05)	(6,242,389,619,701.81)	
CASH FLOW FROM FINANCING ACTIVITIES				
Capital Grant Received	1,721,260,062,297.20		1,803,284,590,324.79	
Proceeds from Borrowings	7,603,813,356,000.00		3,664,447,112,103.00	
Repayment of Borrowings	(4,312,856,667,000.00)		(191,614,496,000.00)	
Distribution of Surplus/Dividends Paid				
Net Cash Flow from Financing Activities	5,012,216,751,297.20	5,012,216,751,297.20	5,276,117,206,427.79	5,276,117,206,427.79



7.5				
CONSOLIDATED STATEMENT OF CASH FLOW FOR THE YEAR ENDED 31ST DECEMBER, 2020 - cont				
Description	2020		2019	
	₦	₦	₦	₦
Net Cash Flow from all Activities		2,350,254,485,150.85		6,654,298,087,215.10
Cash & Its Equivalent as at 1/1/2020	(1,527,020,220,056.39)		(1,112,456,581,678.18)	
Cash & Its Equivalent as at 31/12/2020	(9,318,452,980,163.09)		(1,527,020,220,056.39)	
Notes: 1				
RECONCILIATION:				
Surplus/ (Deficit) per Statement of Performance	(1,158,948,068,501.88)		608,170,683,495.14	
Add Back Non-Cash Movement Items:				
Depreciation Charges	508,217,453,141.61		474,425,050,243.04	
Amortization Charges	404,177,173,344.49		237,175,911,284.06	
Impairment Charges	1,043,683,936.24		-	
Bad Debt	-		3,632,116,019.48	
	(245,509,758,079.53)	(245,509,758,079.53)	1,323,403,761,041.72	1,323,403,761,041.72
Net Movement in Current Assets/Liabilities.				
Net Movement in Inventories	(26,764,875,462.78)		37,376,606,663.66	
Net Movement in Receivables	(247,446,835,327.22)		(26,251,356,551.13)	
Net Movement in Payables	(887,237,392,218.51)		(406,125,615,268.12)	
Net Cash Flow from Operating Activities	(1,161,449,103,008.50)	(1,161,449,103,008.50)	(395,000,365,155.59)	(395,000,365,155.59)
Note: 2				
Cash & its equivalent as at 31/12/2020				
Cash Balances				
Bank Balances	(9,318,452,980,163.09)	(9,318,452,980,163.09)	(1,527,020,220,056.39)	(1,527,020,220,056.39)



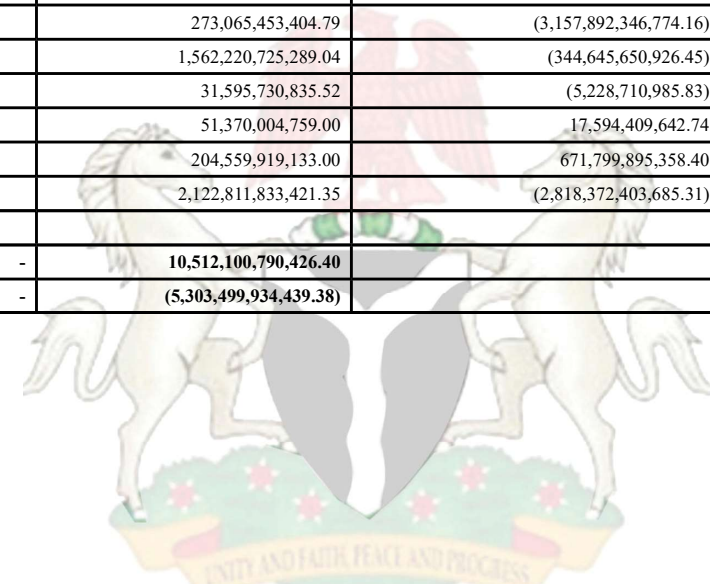


7.6					
FEDERAL GOVERNMENT OF NIGERIA					
CONSOLIDATED STATEMENT OF CHANGES IN NET ASSETS/EQUITY FOR THE YEAR ENDED 31ST DECEMBER, 2020					
	Note	Capital Grant			
Reserve					
Surpluses/ (Deficits)					
		₦	₦	₦	₦
Balance as at 1st January 2020	46	5,551,258,724,344.84	(23,338,145,783,917.40)	608,170,683,495.14	(17,178,716,376,077.40)
Changes in Accounting Policy					-
Restated Balance		5,551,258,724,344.84	(23,338,145,783,917.40)	608,170,683,495.14	(17,178,716,376,077.40)
Surplus on Revaluation of Properties					-
Deficit on Revaluation of Investments					-
Net Changes in Reserve during the year			(16,720,076,230,170.30)		(16,720,076,230,170.30)
For the period		1,721,260,062,297.20		(1,158,948,068,501.88)	562,311,993,795.32
Deficit on Revaluation of Property					-
Surplus on Revaluation of Investments					-
Net gains and Losses not Recognised in the Statement of Financial Performance					-
Net deficit for the Period			-		-
Balance at 31 December 2020		7,272,518,786,642.03	(40,058,222,014,087.70)	(550,777,385,006.74)	(33,336,480,612,451.40)





7.7					
FEDERAL GOVERNMENT OF NIGERIA					
CONSOLIDATED STATEMENT OF COMPARISON OF BUDGET AND ACTUAL FOR THE YEAR ENDED 31ST DECEMBER, 2020					
DESCRIPTION	ACTUAL	FINAL BUDGET 2020	SUPPLEMENTARY BUDGET 2020	INITIAL BUDGET 2020	VARIANCE ON FINAL BUDGET
	₦	₦	₦	₦	₦
	A	B(C+D)	C	D	E(B-A)
REVENUE					
Government Share of FAAC (Statutory Revenue)	2,872,397,923,341.25	4,153,139,465,840.00		4,153,139,465,840.00	(1,280,741,542,498.75)
Government Share of VAT	191,984,813,036.13	207,512,890,147.00		207,512,890,147.00	(15,528,077,110.87)
Tax Revenue	29,142,773.61	-		-	29,142,773.61
Non-Tax Revenue	171,399,503,561.76	17,570,044,176.27		17,570,044,176.27	153,829,459,385.49
Investment Income	151,931,858,991.17	43,554,842,848.36		43,554,842,848.36	108,377,016,142.81
Interest Earned	23,555,685.07	343,244,184.17		343,244,184.17	(319,688,499.09)
Aid & Grants	138,942,133,343.27	-		-	138,942,133,343.27
Debt Forgiveness	10,553,605,245.10	-		-	10,553,605,245.10
Other Revenues	5,049,671,909,009.69	786,480,368,791.20		786,480,368,791.20	4,263,191,540,218.49
Transfer from other Government Entities	-	-		-	-
Other Funds	829,442,251,620.88				829,442,251,620.88
Total Revenue (a)	9,416,376,696,607.93	5,208,600,855,987.00		5,208,600,855,987.00	4,207,775,840,620.93
EXPENDITURE					
Salaries & Wages	2,944,931,071,232.87	4,008,498,421,237.37		4,008,498,421,237.37	1,063,567,350,004.50
Social Benefits	335,300,037,816.83	4,422,601,229.96		4,422,601,229.96	(330,877,436,586.87)
Overhead Cost	855,741,822,754.39	4,376,367,934,537.70		4,376,367,934,537.70	3,520,626,111,783.31
Grants & Contributions	277,422,965,269.88	-		-	(277,422,965,269.88)
Subsidies	14,223,498,224.37	-		-	(14,223,498,224.37)
Depreciation Charges	508,217,453,141.61	-		-	(508,217,453,141.61)
Impairment Charges	1,043,683,936.24	-		-	(1,043,683,936.24)
Amortization Charges	404,177,173,344.49	-		-	(404,177,173,344.49)
Bad Debts Charges	-	-		-	-
Financial Charges	2,460,630,934,659.47	-		-	(2,460,630,934,659.47)
Transfer to other Government Entities	2,528,957,426,047.40	-		-	(2,528,957,426,047.40)
Total Expenditure (b)	10,330,646,066,427.60	8,389,288,957,005.03	-	8,389,288,957,005.03	(1,941,357,109,422.53)
CAPITAL EXPENDITURE BASED ON SECTORS					
Administrative Sector	(2,884,826,893,369.37)	273,065,453,404.79		273,065,453,404.79	(3,157,892,346,774.16)
Economic Sector	1,217,575,074,362.59	1,562,220,725,289.04		1,562,220,725,289.04	(344,645,650,926.45)
Law and Justice Sector	26,367,019,849.69	31,595,730,835.52		31,595,730,835.52	(5,228,710,985.83)
Regional Sector	68,964,414,401.74	51,370,004,759.00		51,370,004,759.00	17,594,409,642.74
Social Sector	876,359,814,491.40	204,559,919,133.00		204,559,919,133.00	671,799,895,358.40
Total Capital Expenditure C	(695,560,570,263.96)	2,122,811,833,421.35	-	2,122,811,833,421.35	(2,818,372,403,685.31)
Total Expenditure: d=b+c	9,635,085,496,163.61	10,512,100,790,426.40	-	10,512,100,790,426.40	(877,015,294,260.79)
Budget Surplus/(Deficit)	(218,708,799,555.68)	(5,303,499,934,439.38)	-	(5,303,499,934,439.38)	(5,084,791,134,883.70)





Chapter 8

NOTES TO THE FINANCIAL STATEMENTS

NOTE 1

STATEMENT OF COMPLIANCE WITH INTERNATIONAL PUBLIC SECTOR ACCOUNTING STANDARD (IPSAS)

The Consolidated Financial Statements of the Federal Government of Nigeria for the Year ended 31st December, 2020 were prepared in Compliance with the provision of IPSAS Accrual basis issued to date;

NOTE 2

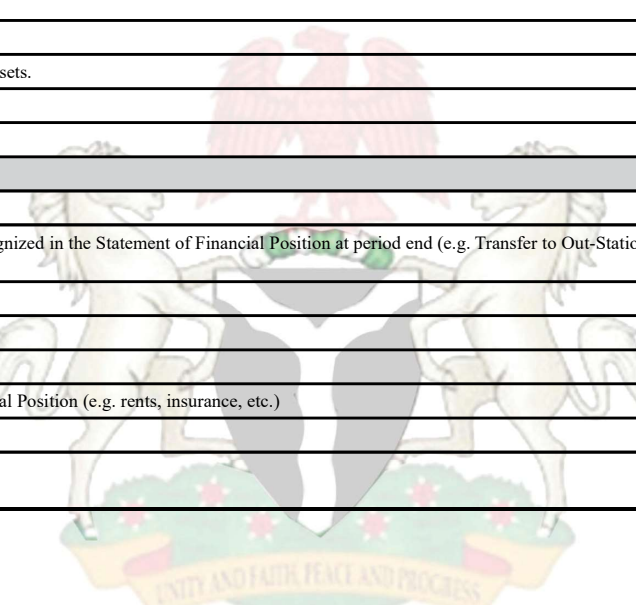
SUMMARY OF SIGNIFICANT ACCOUNTING POLICIES

The following are the accounting policies adopted by the Federal Government of Nigeria in the Preparation of its General Purpose Financial Statements (GPFS) for the period ended 31st December, 2020.

S/N.	Accounting Policy
Part A – General Accounting Policies	
2.1.	Legal Framework
	The General Purpose Financial Statements (GPFS) presented comply with the provisions of the Constitution of the Federal Republic of Nigeria 1999 as amended, the Finance (Control and Management) Act 1958 now CAP F26 LFN 2004, Financial Regulations (2009) and Treasury Circulars issued to date.
2.2	Reporting Period
	The GPFS are for the period from 1st January to 31st December, 2018 with corresponding Statement of Financial Position as at 31st December, 2017.
2.3.	Basis of Preparation
	The GPFS have been prepared on historical costs and the accrual basis of accounting was used in the preparation process. However, some existing assets acquired prior to commencement of IPSAS accrual basis of accounting are yet to be valued and brought into the books. The GPFS are presented in Nigerian naira rounded to the nearest billion, unless separately identified.
2.4	Reporting Entity
	The GPFS include the consolidation of financial statements of 949 Federal Government controlled Ministries, Departments and Agencies (MDA) funded either wholly or partially from the national budget and or other public funds except the Government Business Enterprises (GBE).
2.5	Annual Budget
	The budget figures are as approved by the National Assembly and assented to by the President into Appropriation Act.
2.6	Principal Statements in the GPFS
	a. The Consolidated statement of Financial Performance b. The Consolidated Statement of Financial Position c. The Consolidated Statement of Cash flow d. The Consolidated Statement of Changes in Net Assets/Equity e. The Statement of Comparism of Budget with Actual f. The Statement of Expenditures of the Federal Government according to functions of government g. The Notes to the GPFS
2.7	Comparative Information of Previous Year
	The GPFS and accompanying Notes disclose all numerical information relating to the preceding year.
2.8	Foreign currency transactions
	a. Foreign currency transactions throughout the year are converted into Nigerian Naira at the ruling (Central Bank of Nigeria –CBN) rate of exchange at the dates of the transactions. b. Foreign currency balances, as at the year-end are valued at the exchange rates prevailing on that date. c. Foreign Exchange gains/losses are recognised in the Statement of Financial Performance.
Part B – Significant Accounting Policies: Revenue	
2.9	Government Share of Federation Account, Statutory Revenue and Value Added Tax (VAT) Allocation
	FAAC allocations are recognised in the books of the Federal Government at the end of monthly FAAC meeting using the FAAC distribution schedule as a source document.
2.10	Independent revenue paid into the Consolidated Revenue Fund (CRF) of the Federal Government (e.g. fees, taxes, fines, etc.)
	Non-exchange Transactions For non-exchange transactions, revenue is recognized when it is paid into the CRF. Exchange Transactions For exchange transactions, revenue is recognized on assessment and approval.



2.11	Independent revenue not paid into the Consolidated Revenue Fund (CRF) of the Federal Government (e.g. fees, fines, etc.) but retained by respective MDA in line with the enabling law
<p>Non-exchange Transactions For non-exchange transactions, revenue is recognized when it is paid into the MDA's Sub-Account. Exchange Transactions For exchange transactions, the revenue is recognized on assessment and approval.</p>	
2.12	Subsidies, Donations and Endowments
<p>Subsidies, Donations and Endowments Subsidies are recognised as income when money and or assets/services are received, or entitlement to be received is established; except where there is need for fulfilment of any restrictions attached to these monies and or assets. Where assets/services are involved, it is the responsibility of the benefiting MDA to ascertain the fair value and post into the books of account.</p>	
2.13	Transfer/Receipt from CRF, Other Public Funds and Other Government Entities to fund MDA Recurrent Expenditure
<p>MDA are to recognize transfers as revenue to fund their recurrent expenditure. The total income from this transfer/receipt is recognized in the Statement of Financial Performance of the MDA as a revenue source.</p>	
Part C – Significant Accounting Policies: Expenditure	
2.14	Salaries and Wages, Allowances, Social Contribution and Overheads
<p>These expenses are reported on an accrual basis and are recognised in the period they are incurred or when the related services are enjoyed, irrespective of when the payment is made.</p>	
2.15	Employee Benefits/Pension obligation
<p>a. Defined Benefits Scheme Funds are provided for defined benefits of retirees in the budget and amounts due to retirees are accrued at period end and payments made when funds are available. b. Defined Contributory Scheme In line with the provisions of the Pension Act 2004 as amended, the employer contributes 7.5% of the gross salary of employees. The amount is provided for in the budget and payments made to Pension Fund Administrators (PFA). These amounts are expensed in the Statement of Financial Performance.</p>	
2.16	Subsidies (e.g. Meal, Petroleum/Energy, etc.)
<p>These are recognized in the Statement of Financial Performance when incurred.</p>	
2.17	Public Debt Charges (e.g. Interest on Loans)
<p>These are treated as expenditure or as a charge in the Statement of Financial Performance. They are accrued using the effective interest rate method.</p>	
2.18	Depreciation Charges
<p>The cost of PPE is written off, from the time they are brought into use, on a straight line basis over their expected useful lives less any estimated residual value as follows:</p> <ul style="list-style-type: none"> a. Lease Properties Over the term of the lease b. Buildings (including investment property) 2% c. Infrastructure 5% d. Plant and Machinery 10% e. Transportation Equipment 20% f. Office Equipment: 25% g. Furniture and Fittings: 20% h. Specialised Assets (e.g. books, military and para-military hardware) 10% i. Acquired/Constructed and Written off Assets (e.g. Constituency Projects) 100% 	
2.19	Amortization Charges
<p>The cost of intangible assets is written off, from the time they are brought into use, on a straight line basis over their expected useful lives as follows:</p> <ul style="list-style-type: none"> i. Software acquired externally 3 years ii. Goodwill (acquired) 4 years iii. Copyrights 4 years iv. Trademarks 4 years v. Other Intangible assets 4 years 	
2.20	Transfer to other government entities
<p>Transfers to other government entities are non-exchange items and are recognized as expenses in the Consolidated Statement of Financial Performance.</p>	
2.21	Gain/Loss on Disposal of Assets
<p>Gain/loss on disposal of assets is recognized in the statement of financial performance after adjusting for accumulated depreciation and impairment of the assets.</p>	
2.22	Gain/Loss on Foreign Exchange Transactions
<p>Gain/loss on foreign exchange transactions is recognized in the statement of financial performance.</p>	
Part D – Significant Accounting Policies: Assets	
2.23	Cash and Cash Equivalent
<p>Cash and Cash Equivalent include cash balances held in CRF (TSA), Sub-TSA accounts, Sub-Rec and other bank accounts. Other cash equivalents are recognized in the Statement of Financial Position at period end (e.g. Transfer to Out-Stations, Inter-MDA Cash Transfers, etc.)</p>	
2.24	Accounts Receivable:
<p>These are sums owed the PSE at period end and are reported in the Statement of Financial Position (e.g. cash advances, imprests and revenue in arrears).</p>	
2.25	Prepayments
<p>These are payments for future obligations by PSE for which services or goods have not been rendered/ supplied and are reported in the Statement of Financial Position (e.g. rents, insurance, etc.)</p>	
2.26	Inventories
<p>Annual stock taking are carried out and Inventories are valued at the lower of cost and net realisable value. Cost is determined using the FIFO method Inventories are reported under Current Assets in the Statement of Financial Position.</p>	





2.27	Long Term Loans Granted
Loans Granted are shown at estimated realisable value after providing for bad and doubtful debts and impairments and are reported under Non-Current Assets in the Statement of Financial Position.	
2.28	Investments (e.g. local and foreign)
These constitute investments in FGN owned enterprises and PSE investment in both quoted and unquoted companies in line with their enabling laws. They are reported on historical cost basis under the Statement of Financial Position.	
2.29	Property, Plant & Equipment (PPE)
All PPE acquired in the financial reporting year are stated at historical cost less accumulated depreciation and any impairment losses. Historical cost includes expenditure that is directly attributable to the acquisition of the items. For legacy PPE, in line with the policy of government, are recorded into books at deemed cost. Fully depreciated PPE that are still in use are to have a carrying amount (net book value) of ₦10.00. All PPE are reported in the Statement of Financial Position with corresponding PPE Schedule.	
2.30	Investment Property
These are cash-generating landed property owned by PSE. The cost, capitalization, depreciation and impairment of Investment Property are same with PPE, but are reported separately in the Statement of Financial Position with corresponding PPE Schedule.	
2.31	Intangible Assets
These consist of assets that are not physically tangible which have been acquired and held for use from which benefits are derivable beyond a financial year by PSE. Intangible assets are reported in the Statement of Financial Position with corresponding Intangible Assets Schedule.	
Part E – Significant Accounting Policies: Liabilities	
2.32	Deposits
Deposits are receipts and or deductions from third parties for caution against poor delivery of services or performance or held in trust. They are reported in the Statement of Financial Position as a liability.	
2.33	Short Term Loans & Debts
These constitute short term borrowings by PSE to finance recurrent budget operations with a maturity period of less or equal to 365 days. They are reported in the Statement of Financial Position as a liability.	
2.34	Unremitted Deductions
Unremitted Deductions are monies owed to third parties such as tax authorities, schemes and associations and other government agencies. They are reported in the Statement of Financial Position as a liability.	
2.35	Payables
Payables are amount due in respect of goods or services supplied/rendered but not paid for at period end. They are reported in the Statement of Financial Position as a liability.	
2.36	Public Funds
These are balances of other public funds at the end of the financial year after adjusting for inflows and outflows within the financial year. They are classified under the Non-Current Liabilities in the Statement of Financial Position and include: cocoa levy fund, steel pool levy account, etc.	
2.37	Long Term Borrowings
Borrowings are recognized initially at fair value, net of transaction costs incurred. They are recognized in the books of account upon receipts into the TSA or Sub-TSA as appropriate. Long Term Borrowings include Treasury Bonds, Bi-Lateral Loans, etc.	
2.38	Capital Grants
These constitute owners contributions for capital development of PSE. They are usually funded from the capital budget as appropriated and from other public funds, e.g. funding to universities from Tertiary Education Trust Fund (TETFUND). The amount outstanding is part of owners' equity	
2.39	Reserves
Reserves are accumulated surplus/deficit, revaluation reserves, prior year adjustments, transitional reserves, etc. as reported by PSE in the Statement of Financial Position.	
2.40	Statement of Cash flow
This statement is prepared using the direct method approach. The Cash flow statement consists of three (3) sections: a. Operating activities section includes cash received from all income sources of the Government and the cash payments made for the supply of goods and services b. Investing activities section includes those activities relating to the acquisition and disposal of non-current assets c. Financing activities section Financing activities section comprises the change in equity and debt capital structure of the Government	
2.41	Statement of Changes in Net Assets/Equity
The statement is prepared to reconcile the changes in net assets from one period to another due to identified parameters.	





NOTE 3			
FEDERAL GOVERNMENT SHARE OF FAAC			
SECTOR	FEDERAL GOVERNMENT SHARE OF FAAC	FEDERAL GOVERNMENT SHARE OF EXCESS CRUDE ACCOUNT	TOTAL
	110101	110103	
ADMINISTRATIVE SECTOR			
CONSOLIDATED REVENUE FUND	2,872,397,923,341.25	-	2,872,397,923,341.25
	2,872,397,923,341.25	-	2,872,397,923,341.25





NOTE 3 A															
FEDERAL GOVERNMENT SHARE OF FAAC (STATUTORY REVENUE)															
2020										2019					
	NET RECEIPT	ADD- DEDUCTIONS AT SOURCE	Distribution of Solid Mineral Revenue for the	Exchange Gain Allocation	Distribution from FOREX Equalisation	Distribution of N16.298 Billion from Non Oil Revenue	Distribution of N72 Billion Being FGN Intervention Fund	Distribution of Excess Bank Charges Recovered	TOTAL	Additional Distribution from NNPC	Exchange Gain Allocation	Distribution from FOREX Equalisation	Goods & Values consideration accounts / solid mineral revenue Account	Distribution of N1.938B Excess Bank Charges	TOTAL
	N	N	N	N	N	N	N	N	N	N	N	N	N	N	N
Jan	205,387,652,089.71	44,441,361,755.11		509,273,678.02					250,338,287,522.84		423,710,352.15				235,376,546,785.85
Feb	179,605,868,714.48	44,441,361,755.11		447,218,961.21		7,904,530,000.00		319,652,323.38	232,718,631,754.18		282,193,786.28	21,097,500,000.00		3,939,570,094.98	239,632,221,731.94
Mar	157,230,838,479.30	40,630,580,417.11		322,713,751.04	6,413,126,017.68				204,597,258,665.13		365,391,039.09	18,640,239,830.12		1,948,068,456.97	224,455,944,198.37
Apr	159,861,624,737.88	40,630,580,417.11		27,417,630,529.20					227,909,835,684.19	4,219,500,000.00	278,805,393.23	5,521,403,113.45	23,207,250,000.00		225,085,122,526.57
May	115,541,423,841.33	40,813,508,083.04	3,749,915,794.54	11,626,021,860.01		50,423,025,000.00		544,220,530.21	222,698,115,109.14		339,307,103.65				220,978,202,845.58
Jun	135,575,084,648.46	40,803,463,719.29		12,147,846,741.71				491,725,552.92	189,018,120,662.38		497,677,732.97				247,453,109,797.75
Jul	144,472,579,513.62	40,803,463,719.29		18,943,375,982.54		24,250,000,000.00			228,469,419,215.45		447,213,580.53				270,478,994,913.15
Aug	193,676,063,552.37	40,803,463,719.29							234,479,527,271.66		435,948,780.80				263,528,117,911.47
Sept	177,004,134,110.10	54,952,095,630.66							231,956,229,740.76		443,786,361.84	8,439,000,000.00			274,618,495,260.44
Oct	93,392,912,128.98	54,952,095,630.66			16,684,763,584.77	21,825,000,000.00	30,380,400,000.00		217,235,171,344.42		406,728,504.48				258,175,175,497.74
Nov	98,055,851,882.19	54,952,095,630.66			3,119,398,597.27	9,700,000,000.00	30,380,400,000.00	485,645,987.41	196,693,392,097.53		478,897,488.24		3,671,062,896.22		258,363,330,454.79
Dec	120,084,345,364.13	54,952,095,630.66			3,319,709,554.51				178,356,150,549.30		336,854,664.27	22,363,350,000.01	6,329,250,000.00		241,003,401,635.27
SUB-TOTAL	1,779,888,379,062.55	553,176,166,107.99	3,749,915,794.54	71,414,081,503.72	29,536,997,754.24	114,102,555,000.00	60,760,800,000.00	1,841,244,393.93	2,614,470,139,616.97	4,219,500,000.00	4,736,514,787.53	76,061,492,943.58	33,207,562,896.22		2,959,149,203,558.92

Distribution of \$150 Million & Excess Bank Charges Recovered/Solid Mineral to read: ₦50 billion Forex equalization/Excess Bank charges

B. DETAILS OF 7%/4%/4% COST OF COLLECTIONS BY NIGERIA CUSTOMS SERVICE (NCS).															
2020										2019					
	RECEIPT FROM FAAC BY NCS	VAT	RECEIPT FROM FAAC BY FIRS	VAT	RECEIPT FROM FAAC BY DPR	VAT			TOTAL	RECEIPT FROM FAAC BY FIRS	VAT	RECEIPT FROM FAAC BY DPR			TOTAL
	N	N	N	N	N	N			N	N	N	N			N
Jan	4,753,058,226.20	487,470,089.51	9,534,574,210.95	4,104,751,240.64	4,468,041,991.37				23,347,895,758.67	5,065,621,321.17	3,738,073,754.81	4,037,004,011.49			18,449,225,953.62
Feb	5,643,284,659.25	540,770,238.76	7,286,831,942.19	3,649,564,209.52	3,637,043,153.91				20,757,494,203.63	3,783,939,584.06	3,838,539,498.83	4,072,577,741.77			15,680,424,302.10
Mar	4,740,147,078.72	445,494,574.23	6,318,361,359.12	3,536,592,032.55	3,796,159,209.18				18,836,754,253.80	2,891,891,466.97	3,595,515,350.25	3,188,539,438.07			14,952,823,781.84
Apr	5,517,234,855.09	572,944,226.08	9,957,284,219.21	4,237,799,704.95	5,739,545,087.88				26,024,808,093.21	2,776,194,414.08	3,375,377,191.93	3,872,888,290.34			15,309,387,914.47
May	4,061,141,254.63	488,442,411.11	6,096,239,597.20	3,291,397,184.63	2,983,654,087.38				16,920,874,534.95	3,277,276,726.99	3,504,904,044.12	3,124,936,737.11			15,461,594,562.77
Jun	4,708,528,580.88	526,751,787.24	7,465,807,017.72	3,628,166,566.39	1,981,915,331.49				18,311,169,283.72	7,105,006,455.47	3,923,502,082.40	5,920,270,245.28			21,853,462,948.30
Jul	5,762,658,311.20	617,251,294.78	11,513,493,704.25	4,535,802,319.37	2,678,321,738.25				25,107,527,367.85	9,922,726,687.93	4,001,692,670.59	4,095,372,113.96			23,734,373,319.53
Aug	5,061,073,458.73	587,979,177.44	5,491,534,159.64	4,716,801,177.44	4,221,060,615.97				20,078,448,589.22	7,699,466,105.00	3,440,847,003.61	5,021,338,522.79			21,314,679,836.38
Sept	6,014,947,864.32	646,178,745.22	8,316,371,648.07	5,363,027,645.48	5,698,897,636.18				26,039,423,539.27	7,988,844,813.45	3,005,205,230.73	3,644,727,392.20			20,257,314,225.10
Oct	5,839,163,177.64	659,866,944.33	3,626,222,857.61	5,014,473,210.00	2,774,301,962.05				17,914,028,151.63	4,986,945,872.54	3,197,712,003.85	5,709,841,943.08			19,817,561,456.25
Nov	4,647,505,726.96	544,163,707.89	5,756,390,825.44	4,514,368,420.75	3,870,618,920.89				19,333,047,601.93	5,494,440,891.97	3,630,377,266.85	4,337,137,885.79			18,962,880,974.99
Dec	7,119,237,224.66	747,427,190.93	7,881,778,025.25	5,524,024,803.90	3,983,845,101.66				25,256,312,346.40	3,731,089,695.07	3,124,792,384.00	3,898,080,852.24			15,988,894,897.35
SUB-TOTAL	63,867,980,418.28	6,864,740,387.52	89,244,889,566.65	52,116,768,515.62	45,833,404,836.21	0.00	0.00	0.00	257,927,783,724.28	64,723,444,034.70	42,376,538,481.97	50,922,715,174.12			221,782,624,172.70
															3,180,931,827,731.62

FAAC allocations are recognised in the books of the Federal Government at the end of monthly FAAC meeting using the FAAC distribution schedule as a source document.





NOTE 4			
DETAILS OF FEDERAL GOVERNMENT SHARE OF VALUE ADDED TAX FROM THE FEDERATION ACCOUNTS			
S/N	DETAILS/ MONTH	2020	2019
		TOTAL	TOTAL
		₦	₦
1	January	14,947,680,429.63	13,542,139,439.66
2	February	13,639,538,629.14	14,040,585,831.13
3	March	12,961,691,905.10	12,954,708,403.56
4	April	15,658,971,495.50	12,389,194,092.48
5	May	12,303,377,884.13	12,967,665,743.97
6	June	13,524,259,241.06	14,357,485,747.88
7	July	16,773,189,514.06	14,599,996,561.08
8	August	17,267,061,611.48	12,655,041,052.52
9	September	19,559,966,801.76	11,838,285,384.97
10	October	18,469,977,202.35	12,482,293,526.32
11	November	16,465,522,078.73	14,099,907,055.74
12	December	20,413,576,243.18	12,118,398,171.89
	TOTAL	191,984,813,036.13	158,045,701,011.20

As provided for by The Constitution of the Federal Republic of Nigeria and other relevant Statutes, the balance of Revenue in the Value Added Tax Account is shared among the three tiers of Government. The share of the Federal Government is credited into the Consolidated Revenue Fund (CRF).





NOTE 6													
NON-TAX REVENUE													
S/N.	MDA	LICENCES - GENERAL	MIN-ING RENTS	ROYAL-TIES	FEES - GENERAL	FINES - GENERAL	SALES - GENERAL	EARNINGS -GENERAL	RENT ON GOVERNMENT BUILDINGS - GENERAL	RENT ON LAND & OTHERS - GENERAL	RE-IMBURSEMENT GENERAL	TOTAL	
		120201	120202	120203	120204	120205	120206	120207	120208	120209	120213		2019
		N	N	N	N	N	N	N	N				
ADMINISTRATIVE SECTOR													
1	STATE HOUSE - HQTRS	0.00	0.00	0.00	0.00	3,550.00	0.00	263,250.00	0.00	0.00	0.00	266,800.00	2,787,250.00
2	"OFFICE OF THE SENIOR SPECIAL ASSISTANT TO THE PRESIDENT - MDGS (OSSAP-MDGS)"	0.00	0.00	0.00	0.00	0.00	0.00	0.00	0.00	0.00	0.00	0.00	3,949,850.00
3	"NIGERIA EXTRACTIVE INDUSTRIES TRANSPARENCY INITIATIVE (NEITI)"	0.00	0.00	0.00	0.00	0.00	0.00	0.00	0.00	0.00	0.00	0.00	5,846,988.50
4	NASS MANAGEMENT	0.00	0.00	0.00	4,260,000.00	0.00	44,134,100.00	0.00	0.00	26,750,747.02	0.00	75,144,847.02	-
5	NATIONAL ASSEMBLY COMMISSION	0.00	0.00	0.00	0.00	0.00	3,909,611.25	0.00	0.00	0.00	0.00	3,909,611.25	-
6	NATIONAL INSTITUTE FOR LEGISLATIVE STUDIES	0.00	0.00	0.00	0.00	0.00	0.00	0.00	0.00	0.00	0.00	0.00	12,081,000.00
7	"MINISTRY OF DEFENCE - MOD HQTRS"	0.00	0.00	0.00	10,000.00	0.00	505,550.00	0.00	0.00	0.00	0.00	515,550.00	51,618,400.00
8	NIGERIAN NAVY	0.00	0.00	0.00	620,000.00	0.00	9,156,725.00	0.00	0.00	0.00	0.00	9,776,725.00	2,235,352.53
9	NIGERIAN DEFENCE COLLEGE	0.00	0.00	0.00	0.00	7,000.00	0.00	0.00	0.00	0.00	0.00	7,000.00	-
10	"DEFENCE INDUSTRIES CORPORATION OF NIGERIA (DICON)"	0.00	0.00	0.00	0.00	0.00	0.00	2,737,838,293.26	30,000,000.00	0.00	0.00	2,767,838,293.26	-
11	MILITARY PENSION BOARD	0.00	0.00	0.00	0.00	0.00	0.00	0.00	0.00	0.00	0.00	0.00	1,529,284.77
12	"MINISTRY OF FOREIGN AFFAIRS - HQTRS"	0.00	0.00	0.00	3,656,490.76	0.00	0.00	0.00	0.00	0.00	0.00	3,656,490.76	7,485,785.82
13	"DIRECTORATE OF TECHNICAL COOP. IN AFRICA"	0.00	0.00	0.00	500.00	0.00	0.00	0.00	0.00	0.00	0.00	500.00	-
14	FOREIGN MISSION: ABIDJAN	0.00	0.00	0.00	1,910,915.59	0.00	0.00	0.00	0.00	0.00	0.00	1,910,915.59	4,641,381.85
15	"FOREIGN MISSION: ADDIS ABABA"	0.00	0.00	0.00	7,399,156.95	0.00	0.00	0.00	0.00	0.00	0.00	7,399,156.95	25,012,388.45
16	FOREIGN MISSION: ALGIERS	0.00	0.00	0.00	4,554,403.41	0.00	0.00	0.00	0.00	0.00	0.00	4,554,403.41	6,072,537.88
17	FOREIGN MISSION: ATHENS	0.00	0.00	0.00	1,069,422.67	0.00	0.00	0.00	0.00	0.00	0.00	1,069,422.67	7,956,896.57
18	FOREIGN MISSION: ATLANTA	0.00	0.00	0.00	4,724,065.59	0.00	0.00	0.00	0.00	0.00	0.00	4,724,065.59	17,875,603.03
19	FOREIGN MISSION: BAMAKO	0.00	0.00	0.00	700,995.45	0.00	0.00	0.00	0.00	0.00	0.00	700,995.45	442,794.15
20	FOREIGN MISSION: BANGKOK	0.00	0.00	0.00	4,249,750.91	0.00	0.00	0.00	0.00	0.00	0.00	4,249,750.91	7,075,445.21
21	FOREIGN MISSION: BANGUI	0.00	0.00	0.00	21,124,049.69	0.00	0.00	0.00	0.00	0.00	0.00	21,124,049.69	2,075,574.70
22	FOREIGN MISSION: BANJUL	0.00	0.00	0.00	3,079,064.94	0.00	0.00	0.00	0.00	0.00	0.00	3,079,064.94	4,759,472.63
23	FOREIGN MISSION: BATA	0.00	0.00	0.00	709,386.04	0.00	0.00	86,003.84	0.00	0.00	0.00	795,389.88	8,604,881.78
24	FOREIGN MISSION: BEIJING	0.00	0.00	0.00	24,251,715.26	0.00	0.00	0.00	0.00	0.00	0.00	24,251,715.26	38,200,899.90



NOTE 6													
NON-TAX REVENUE -- contd.													
S/N.	MDA	LICENCES - GENERAL	MIN-ING RENTS	ROYAL-TIES	FEES - GENERAL	FINES - GENERAL	SALES - GENERAL	EARNINGS -GENERAL	RENT ON GOVERNMENT BUILDINGS - GENERAL	RENT ON LAND & OTHERS - GENERAL	RE-IMBURSEMENT GENERAL	TOTAL	
		120201	120202	120203	120204	120205	120206	120207	120208	120209	120213		2019
		N	N	N	N	N	N	N	N				
25	FOREIGN MISSION: BEIRUT	0.00	0.00	0.00	0.00	0.00	0.00	0.00	0.00	0.00	0.00	0.00	68,956,363.63
26	FOREIGN MISSION: BERLIN	0.00	0.00	0.00	26,418,579.67	0.00	0.00	0.00	0.00	0.00	0.00	26,418,579.67	38,802,875.86
27	FOREIGN MISSION: BERNE	0.00	0.00	0.00	9,417,558.32	0.00	0.00	0.00	0.00	0.00	0.00	9,417,558.32	12,556,744.43
28	FOREIGN MISSION: BISSAU	0.00	0.00	0.00	19,796.54	0.00	0.00	139,974.46	0.00	0.00	0.00	159,771.00	528,453.10
29	FOREIGN MISSION: BRAZAVILLE	0.00	0.00	0.00	763,344.13	0.00	0.00	0.00	0.00	0.00	0.00	763,344.13	7,124,622.81
30	FOREIGN MISSION: BRUSSELS	0.00	0.00	0.00	0.00	0.00	0.00	641.94	0.00	0.00	0.00	641.94	-
31	FOREIGN MISSION: BUCHAREST	0.00	0.00	0.00	7,514,666.66	0.00	212,121.21	0.00	0.00	0.00	0.00	7,726,787.87	7,726,787.87
32	FOREIGN MISSION: BUDAPEST	0.00	0.00	0.00	0.00	0.00	0.00	0.00	0.00	0.00	0.00	0.00	20,676,266.67
33	FOREIGN MISSION: BUEA	0.00	0.00	0.00	1,232,407.46	0.00	83,886.56	0.00	0.00	0.00	0.00	1,316,294.01	2,025,067.71
34	"FOREIGN MISSION: BUENOS AIRES"	0.00	0.00	0.00	1,263,939.43	0.00	0.00	0.00	1,720,270.78	0.00	0.00	2,984,210.21	2,984,210.21
35	"FOREIGN MISSION: BUJUMBURA"	0.00	0.00	0.00	97,394.53	0.00	0.00	0.00	0.00	0.00	0.00	97,394.53	5,626,817.73
36	FOREIGN MISSION: CAIRO	0.00	0.00	0.00	108,499.10	0.00	0.00	0.00	0.00	0.00	0.00	108,499.10	51,502.32
37	FOREIGN MISSION: CANBERRA	0.00	0.00	0.00	55,918,909.09	0.00	0.00	0.00	0.00	0.00	0.00	55,918,909.09	124,264,242.42
38	FOREIGN MISSION: CONAKRY	0.00	0.00	0.00	27,272.73	0.00	0.00	0.00	0.00	0.00	0.00	27,272.73	1,019,725.12
39	FOREIGN MISSION: COTONOU	0.00	0.00	0.00	0.00	0.00	0.00	0.00	0.00	0.00	0.00	0.00	54,317,392.46
40	FOREIGN MISSION: DAMASCUS	0.00	0.00	0.00	0.00	0.00	0.00	0.00	0.00	0.00	0.00	0.00	28,042,551.52
41	"FOREIGN MISSION: DAR-ES-SALAAM"	0.00	0.00	0.00	5,946,428.96	0.00	0.00	253,130.49	0.00	11,710,888.18	0.00	17,910,447.63	35,686,331.51
42	FOREIGN MISSION: DOUALA	0.00	0.00	0.00	0.00	0.00	182,618.66	0.00	0.00	0.00	0.00	182,618.66	177,488.94
43	"FOREIGN MISSION: DUBAI TRADE MISSIONS"	0.00	0.00	0.00	0.00	0.00	0.00	0.00	0.00	0.00	0.00	0.00	19,332,911.68
44	FOREIGN MISSION: DUBLIN	0.00	0.00	0.00	4,816,551.72	0.00	0.00	0.00	0.00	0.00	0.00	4,816,551.72	6,689,655.17
45	"FOREIGN MISSION: GABORONE"	0.00	0.00	0.00	7,586,521.00	0.00	0.00	0.00	0.00	0.00	0.00	7,586,521.00	212,023,795.94
46	FOREIGN MISSION: HANOI	0.00	0.00	0.00	5,012,009.93	0.00	0.00	0.00	0.00	0.00	0.00	5,012,009.93	13,765,954.54
47	FOREIGN MISSION: HARARE	0.00	0.00	0.00	4,454,475.52	0.00	0.00	0.00	0.00	0.00	0.00	4,454,475.52	27,155,760.61
48	FOREIGN MISSION:	0.00	0.00	0.00	625,664.34	0.00	0.00	0.00	0.00	0.00	0.00	625,664.34	5,636,363.64
49	FOREIGN MISSION: JAKARTA	0.00	0.00	0.00	33,840,913.90	0.00	0.00	0.00	0.00	0.00	0.00	33,840,913.90	119,445,492.19
50	FOREIGN MISSION: JEDDAH	0.00	0.00	0.00	0.00	0.00	0.00	0.00	0.00	0.00	0.00	0.00	704,918.03
51	"FOREIGN MISSION: JOHANNESBURG"	0.00	0.00	0.00	681,278.55	0.00	0.00	0.00	0.00	2,004,454.34	0.00	2,685,732.89	12,224,986.23
52	FOREIGN MISSION: KAMPALA	0.00	0.00	0.00	80,666.67	0.00	0.00	0.00	0.00	0.00	0.00	80,666.67	18,380,156.25
53	FOREIGN MISSION:KHARTOUM	0.00	0.00	0.00	16,527,575.76	0.00	0.00	0.00	0.00	0.00	0.00	16,527,575.76	45,338,908.82



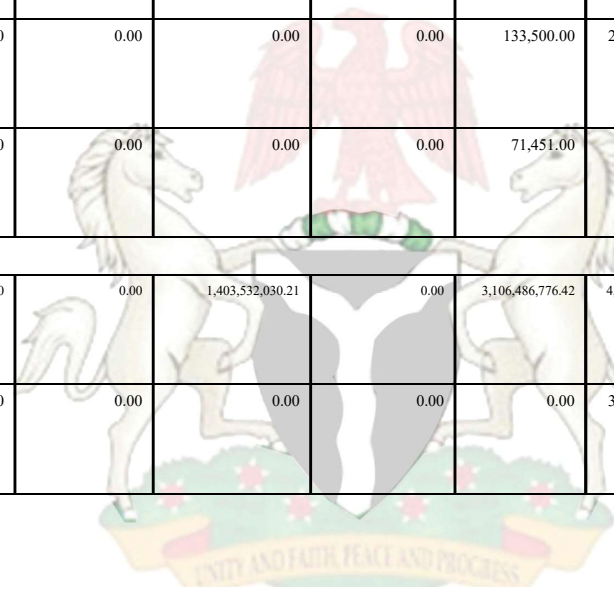
NOTE 6													
NON-TAX REVENUE -- contd.													
S/N.	MDA	LICENCES - GENERAL	MIN-ING RENTS	ROYAL-TIES	FEES - GENERAL	FINES - GENERAL	SALES - GENERAL	EARNINGS -GENERAL	RENT ON GOVERNMENT BUILDINGS - GENERAL	RENT ON LAND & OTHERS - GENERAL	RE-IMBURSEMENT GENERAL	TOTAL	
		120201	120202	120203	120204	120205	120206	120207	120208	120209	120213		2019
		N	N	N	N	N	N	N	N				
81	FOREIGN MISSION: RABAT	0.00	0.00	0.00	13,563,937.98	0.00	0.00	0.00	0.00	0.00	0.00	13,563,937.98	16,896,184.61
82	FOREIGN MISSION: RIYADH	0.00	0.00	0.00	1,417,281.51	0.00	0.00	0.00	0.00	0.00	0.00	1,417,281.51	274,262.30
83	FOREIGN MISSION: ROME	0.00	0.00	0.00	59,986,423.33	0.00	0.00	0.00	0.00	0.00	0.00	59,986,423.33	71,188,644.83
84	FOREIGN MISSION: SAO TOME	0.00	0.00	0.00	224,806.38	0.00	0.00	0.00	0.00	0.00	0.00	224,806.38	800,000.00
85	FOREIGN MISSION: SEOUL	0.00	0.00	0.00	1,787,087.15	0.00	0.00	0.00	0.00	0.00	0.00	1,787,087.15	3,550,312.66
86	FOREIGN MISSION: SHANGHAI	0.00	0.00	0.00	4,173,162.69	0.00	0.00	0.00	0.00	0.00	0.00	4,173,162.69	4,208,198.24
87	FOREIGN MISSION: SINGAPORE	0.00	0.00	0.00	0.00	0.00	0.00	0.00	0.00	0.00	0.00	0.00	2,128,709.09
88	"FOREIGN MISSION: STOCKHOLM"	0.00	0.00	0.00	3,919,112.03	0.00	0.00	0.00	0.00	0.00	0.00	3,919,112.03	7,140,947.77
89	FOREIGN MISSION: TEHRAN	0.00	0.00	0.00	969,696.94	0.00	0.00	0.00	0.00	0.00	0.00	969,696.94	7,431,818.19
90	FOREIGN MISSION: TEL AVIV	0.00	0.00	0.00	0.00	0.00	0.00	0.00	0.00	0.00	0.00	0.00	169,421.49
91	FOREIGN MISSION: THE HAGUE	0.00	0.00	0.00	37,900,000.00	0.00	0.00	0.00	0.00	0.00	0.00	37,900,000.00	73,606,896.55
92	FOREIGN MISSION: TOKYO	0.00	0.00	0.00	3,585,776.00	0.00	0.00	0.00	61,387,293.54	0.00	0.00	64,973,069.54	89,770,707.26
93	FOREIGN MISSION: TRIPOLI	0.00	0.00	0.00	587,594.07	0.00	0.00	0.00	0.00	0.00	0.00	587,594.07	1,305,764.61
94	FOREIGN MISSION: TUNIS	0.00	0.00	0.00	2,010,344.83	0.00	0.00	0.00	0.00	0.00	0.00	2,010,344.83	10,902,084.12
95	FOREIGN MISSION: VIENNA	0.00	0.00	0.00	1,150,769.71	0.00	0.00	0.00	0.00	0.00	0.00	1,150,769.71	4,603,078.82
96	FOREIGN MISSION: WARSAW	0.00	0.00	0.00	525,642.86	0.00	0.00	0.00	0.00	0.00	0.00	525,642.86	1,768,652.29
97	FOREIGN MISSION: WINDHOEK	0.00	0.00	0.00	4,267,843.42	0.00	0.00	0.00	0.00	0.00	0.00	4,267,843.42	5,690,457.89
98	FOREIGN MISSION: YAOUNDE	0.00	0.00	0.00	0.00	0.00	0.00	0.00	0.00	0.00	0.00	0.00	2,813,724.31
99	"FOREIGN MISSION, JUBA, SOUTH SUDAN"	0.00	0.00	0.00	8,604,881.78	0.00	0.00	0.00	0.00	0.00	0.00	8,604,881.78	-
100	FOREIGN MISSIONS, ABU DHAB	0.00	0.00	0.00	7,518,526.07	0.00	0.00	0.00	0.00	0.00	0.00	7,518,526.07	-
101	"FOREIGN MISSION LILONGWE, MALAWI"	0.00	0.00	0.00	3,916,775.76	0.00	0.00	0.00	0.00	0.00	0.00	3,916,775.76	15,811,312.12
102	"FOREIGN MISSION PRAQUE, CZECH REPUBLIC"	0.00	0.00	0.00	902,324.43	0.00	0.00	0.00	0.00	0.00	0.00	902,324.43	902,324.43
103	"CONSULATE GENERAL FRANKFURT, GERMANY"	0.00	0.00	0.00	2,277,521.44	0.00	0.00	0.00	0.00	0.00	0.00	2,277,521.44	7,586,521.00
104	"FOREIGN MISSION AMMAN, JORDAN"	0.00	0.00	0.00	0.00	0.00	0.00	0.00	0.00	0.00	0.00	0.00	7,933,569.70
105	"FOREIGN MISSION GUANGZHOU, CHINA"	0.00	0.00	0.00	3,053,220.07	0.00	0.00	0.00	0.00	0.00	0.00	3,053,220.07	3,020,259.71
106	CONSULAR MISSION MAROUA, CAMEROON	0.00	0.00	0.00	0.00	0.00	0.00	0.00	0.00	0.00	0.00	0.00	-
107	"FEDERAL MINISTRY OF INFORMATION & CULTURE - HQTRS"	0.00	0.00	0.00	0.00	0.00	223,000.00	0.00	0.00	1,650,000.00	0.00	1,873,000.00	10,000.00



NOTE 6													
NON-TAX REVENUE -- contd.													
S/N.	MDA	LICENCES - GENERAL	MIN-ING RENTS	ROYAL-TIES	FEES - GENERAL	FINES - GENERAL	SALES - GENERAL	EARNINGS -GENERAL	RENT ON GOVERNMENT BUILDINGS - GENERAL	RENT ON LAND & OTHERS - GENERAL	RE-IMBURSEMENT GENERAL	TOTAL	
		120201	120202	120203	120204	120205	120206	120207	120208	120209	120213		2019
		N	N	N	N	N	N	N	N				
108	NIGERIAN TELEVISION AUTHORITY	0.00	0.00	0.00	0.00	0.00	0.00	0.00	0.00	0.00	0.00	0.00	2,975,646,063.72
109	"FEDERAL RADIO CORPORATION OF NIGERIA"	0.00	0.00	0.00	0.00	0.00	0.00	977,320,862.28	0.00	3,333,338.37	0.00	980,654,200.65	-
110	NEWS AGENCY OF NIGERIA	0.00	0.00	0.00	0.00	0.00	0.00	0.00	0.00	0.00	0.00	0.00	-
111	VOICE OF NIGERIA	0.00	0.00	0.00	0.00	0.00	0.00	0.00	0.00	0.00	0.00	0.00	490,000.00
112	NIGERIAN FILM CORPORATION	0.00	0.00	0.00	32,553,992.50	0.00	0.00	0.00	500,000.00	0.00	0.00	33,053,992.50	-
113	NATIONAL BROADCASTING	0.00	0.00	0.00	14,780,000.00	2,498,806,784.49	1,057,000.00	0.00	0.00	0.00	0.00	2,514,643,784.49	-
114	NIGERIA PRESS COUNCIL	0.00	0.00	0.00	5,000.00	0.00	0.00	0.00	0.00	0.00	0.00	5,000.00	2,414,795.00
115	"NATIONAL FILM AND VIDEO CENSOR BOARD"	0.00	0.00	0.00	84,412,708.18	0.00	0.00	0.00	0.00	0.00	0.00	84,412,708.18	-
116	"NIGERIAN TOURISM DEVELOPMENT CORPORATION"	0.00	0.00	0.00	0.00	0.00	0.00	0.00	0.00	0.00	0.00	0.00	5,776,857.50
117	"NATIONAL COMMISSION FOR MUSEUMS AND MONUMENTS"	0.00	0.00	0.00	0.00	0.00	0.00	697,357.86	0.00	262,523.75	0.00	959,881.61	6,833,421.50
118	"CENTRE FOR BLACK AFRICAN ARTS AND CIVILISATION"	0.00	0.00	0.00	0.00	0.00	0.00	0.00	0.00	0.00	0.00	0.00	220,315.00
119	NATIONAL THEATRE	0.00	0.00	0.00	0.00	400,000.00	0.00	0.00	0.00	0.00	0.00	400,000.00	-
120	MINISTRY OF INTERIOR - HQTRS	0.00	0.00	0.00	102,260,370.00	0.00	5,419,619,779.66	0.00	0.00	0.00	0.00	5,521,880,149.66	13,119,595,659.50
121	NIGERIA CORRECTIONAL SERVICE	0.00	0.00	0.00	387,838.75	0.00	30,000.00	12,111,030.00	0.00	0.00	0.00	12,528,868.75	73,102,374.05
122	NIGERIA IMMIGRATION SERVICE	0.00	0.00	0.00	14,296,547,142.74	0.00	102,800.00	0.00	0.00	0.00	0.00	14,296,649,942.74	-
123	"NIGERIA SECURITY AND CIVIL DEFENCE CORPS"	0.00	0.00	0.00	127,728,399.84	0.00	0.00	0.00	0.00	0.00	0.00	127,728,399.84	380,738,281.40
124	FEDERAL FIRE SERVICE	0.00	0.00	0.00	6,742,965.31	0.00	0.00	0.00	0.00	0.00	0.00	6,742,965.31	6,233,500.00
125	"POLICE FORMATIONS AND COMMANDS"	0.00	0.00	0.00	0.00	0.00	0.00	0.00	0.00	0.00	0.00	0.00	827,985.75
126	"OFFICE OF THE HEAD OF THE CIVIL SERVICE OF THE FEDERATION - HQTRS"	0.00	0.00	0.00	117,100.00	0.00	0.00	0.00	40,000.00	0.00	0.00	157,100.00	19,652,300.00
127	"FEDERAL GOVT STAFF HOUSING LOANS BOARD"	0.00	0.00	0.00	0.00	0.00	0.00	0.00	0.00	0.00	0.00	0.00	-
128	"ADMINISTRATIVE STAFF COLLEGE OF NIGERIA"	0.00	0.00	0.00	0.00	0.00	2,000.00	5,000.00	0.00	0.00	0.00	7,000.00	3,000.00
129	PUBLIC SERVICE INSTITUTE OF NIGERIA.	0.00	0.00	0.00	1,470,000.00	0.00	0.00	25,315,000.00	0.00	0.00	0.00	26,785,000.00	290,000.00
130	"AUDITOR GENERAL FOR THE FEDERATION"	0.00	0.00	0.00	40,000.00	0.00	0.00	0.00	0.00	0.00	0.00	40,000.00	-



NOTE 6													
NON-TAX REVENUE -- contd.													
S/N.	MDA	LICENCES - GENERAL	MIN-ING RENTS	ROYAL-TIES	FEES - GENERAL	FINES - GENERAL	SALES - GENERAL	EARNINGS -GENERAL	RENT ON GOVERNMENT BUILDINGS - GENERAL	RENT ON LAND & OTHERS - GENERAL	RE-IMBURSEMENT GENERAL	TOTAL	
		120201	120202	120203	120204	120205	120206	120207	120208	120209	120213		2019
		N	N	N	N	N	N	N	N				
131	PUBLIC COMPLAINTS COMMISSION	0.00	0.00	0.00	0.00	0.00	0.00	0.00	0.00	0.00	0.00	0.00	6,392,220.00
132	INDEPENDENT NATIONAL ELECTORAL COMMISSION	0.00	0.00	0.00	0.00	0.00	0.00	682,965,254.46	0.00	0.00	0.00	682,965,254.46	204,407,112.00
133	FEDERAL CHARACTER COMMISSION	0.00	0.00	0.00	0.00	0.00	88,500.00	0.00	0.00	0.00	0.00	88,500.00	3,096,760.00
134	"FEDERAL MINISTRY OF POLICE AFFAIRS"	0.00	0.00	0.00	0.00	18,000.00	0.00	0.00	0.00	0.00	0.00	18,000.00	-
135	"MINISTRY OF COMMUNICATION TECHNOLOGY HQTRS"	14,643,000.00	0.00	0.00	9,104,159.50	0.00	0.00	0.00	0.00	0.00	0.00	23,747,159.50	613,460,022.48
136	CODE OF CONDUCT TRIBUNAL	0.00	0.00	0.00	120,000.00	0.00	0.00	0.00	0.00	0.00	0.00	120,000.00	521,000.00
137	"INFRASTRUCTURE CONCESSION REGULATORY COMMISSION"	0.00	0.00	0.00	4,800.00	0.00	6,540,838.44	0.00	0.00	0.00	0.00	6,545,638.44	625,195.70
138	POLICE SERVICE COMMISSION HQTRS	0.00	0.00	0.00	0.00	0.00	122,000.00	0.00	0.00	0.00	0.00	122,000.00	116,000.00
139	"SECRETARY TO THE GOVERNMENT OF THE FEDERATION HQTRS"	0.00	0.00	0.00	0.00	0.00	2,713,000.00	9,389,558.50	425,000.00	0.00	0.00	12,527,558.50	-
140	SPECIAL DUTIES SGF	0.00	0.00	0.00	2,000.00	0.00	0.00	0.00	0.00	0.00	0.00	2,000.00	20,000.00
141	"NATIONAL IDENTITY MANAGEMENT COMMISSION"	0.00	0.00	0.00	717,592,810.23	0.00	0.00	0.00	0.00	0.00	0.00	717,592,810.23	3,159,456.00
142	FEDERAL ROAD SAFETY COMMISSION	5,955,375,641.89	0.00	0.00	3,159,623.25	2,086,485,205.85	992,905.00	188,903,003.32	0.00	0.00	0.00	8,234,916,379.31	1,441,586,968.10
143	"NATIONAL LOTTERY REGULATORY COMMISSION"	0.00	0.00	0.00	0.00	0.00	0.00	0.00	0.00	0.00	0.00	0.00	3,000.00
144	SERVICOM	0.00	0.00	0.00	35,431,920.00	0.00	0.00	0.00	0.00	0.00	0.00	35,431,920.00	-
145	"NATIONAL BOUNDARY COMMISSION (NBC) HQTRS"	0.00	0.00	0.00	0.00	0.00	1,627,920.00	0.00	0.00	0.00	0.00	1,627,920.00	1,652,000.00
146	"BORDER COMMUNITIES DEVELOPMENT AGENCY (BCDA) HQTRS"	0.00	0.00	0.00	133,500.00	0.00	0.00	0.00	0.00	0.00	0.00	133,500.00	22,939,157.50
147	"FEDERAL MINISTRY OF SPECIAL DUTIES & INTER - GOVERNMENTAL AFFAIRS HQTRS"	0.00	0.00	0.00	0.00	0.00	71,451.00	0.00	0.00	0.00	0.00	71,451.00	20,000.00
ECONOMIC SECTOR													
148	"FEDERAL MINISTRY OF AGRICULTURE AND RURAL DEVELOPMENT HQTRS"	50,040,000.00	0.00	0.00	60,539,861.63	0.00	1,592,374,884.58	0.00	0.00	1,403,532,030.21	0.00	3,106,486,776.42	4,694,825,201.13
149	"FEDERAL COLLEGE OF PRODUCE INSPECTION AND STORED PRODUCTS TECHNOLOGY, KANO"	0.00	0.00	0.00	0.00	0.00	0.00	0.00	0.00	0.00	0.00	0.00	34,685,500.00

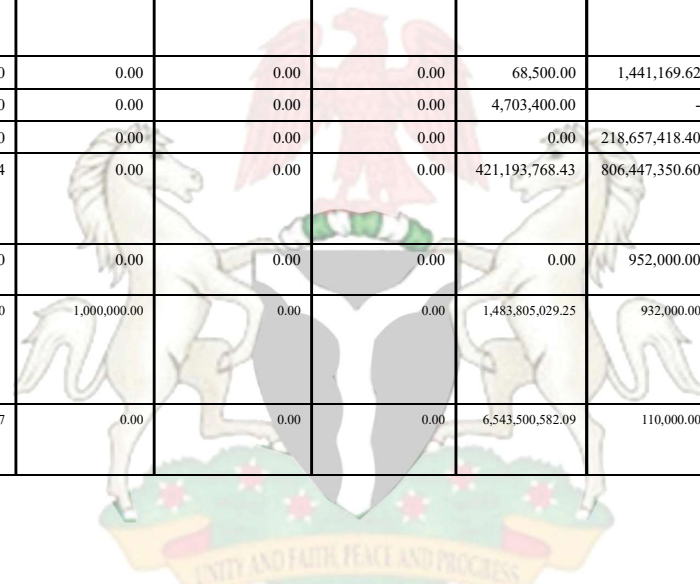




NOTE 6													
NON-TAX REVENUE -- contd.													
S/N.	MDA	LICENCES - GENERAL	MIN-ING RENTS	ROYAL-TIES	FEES - GENERAL	FINES - GENERAL	SALES - GENERAL	EARNINGS -GENERAL	RENT ON GOVERNMENT BUILDINGS - GENERAL	RENT ON LAND & OTHERS - GENERAL	RE-IMBURSEMENT GENERAL	TOTAL	
		120201	120202	120203	120204	120205	120206	120207	120208	120209	120213		2019
		N	N	N	N	N	N	N	N				
150	"AGRICULTURAL RESEARCH AND MANAGEMENT INSTITUTE (ARMTI) - ILORIN"	0.00	0.00	0.00	7,650.00	0.00	0.00	0.00	1,776,899.99	0.00	0.00	1,784,549.99	-
151	"NATIONAL CENTRE FOR AGRICULTURAL MECHANISATION-ILORIN"	0.00	0.00	0.00	0.00	0.00	0.00	0.00	0.00	0.00	0.00	0.00	43,763,030.00
152	"NATIONAL CEREALS RESEARCH INSTITUTE-BADEGGI"	0.00	0.00	0.00	0.00	0.00	0.00	0.00	0.00	0.00	0.00	0.00	35,118,281.41
153	"NATIONAL VETERINARY RESEARCH INSTITUTE-VOM"	0.00	0.00	0.00	514,600.00	0.00	266,950,291.60	114,662,098.75	10,597,390.34	1,500,000.00	0.00	394,224,380.69	270,973,353.50
154	"NATIONAL INSTITUTE FOR OIL PALM RESEARCH (NIFOR) - BENIN"	0.00	0.00	0.00	0.00	0.00	293,676,507.25	4,101,661.00	0.00	0.00	0.00	297,778,168.25	-
155	"NATIONAL ANIMAL PRODUCT RESEARCH INSTITUTE-ZARIA"	0.00	0.00	0.00	0.00	0.00	26,842,810.00	26,057,941.00	0.00	0.00	0.00	52,900,751.00	-
156	"NATIONAL HORTICULTURAL RESEARCH INSTITUTE-IBADAN"	0.00	0.00	0.00	300,161.25	0.00	1,024,700.00	297,700.00	249,300.00	0.00	0.00	1,871,861.25	-
157	"FEDERAL COLLEGE OF ANIMAL HEALTH AND PRODUCTION TECHNOLOGY - IBADAN"	0.00	0.00	0.00	76,722,589.25	0.00	4,149,963.50	6,732,052.31	12,000.00	410,000.00	0.00	88,026,605.06	-
158	FEDERAL COLLEGE OF AGRICULTURE - AKURE	0.00	0.00	0.00	26,935,601.37	0.00	3,462,045.00	4,710,590.00	3,498,540.50	0.00	0.00	38,606,776.87	-
159	"FEDERAL COLLEGE OF AGRICULTURE, MOORE PLANTATION-IBADAN"	0.00	0.00	0.00	14,080,350.00	0.00	288,561.25	1,192,088.75	145,975.00	0.00	0.00	15,706,975.00	3,000.00
160	"FEDERAL COLLEGE OF ANIMAL HEALTH AND PRODUCTION TECHNOLOGY - VOM"	0.00	0.00	0.00	106,591,412.63	0.00	0.00	0.00	0.00	0.00	0.00	106,591,412.63	-
161	"COLLEGE OF VETERINARY AND MEDICAL LABORATORY TECHNOLOGY - VOM"	0.00	0.00	0.00	6,989,306.25	0.00	0.00	0.00	0.00	0.00	0.00	6,989,306.25	11,449,880.00
162	"FEDERAL COLLEGE OF FRESH WATER FISHERIES - BAGA"	0.00	0.00	0.00	0.00	0.00	0.00	0.00	0.00	0.00	0.00	0.00	1,735,600.00
163	"FEDERAL COLLEGE OF FISHERIES AND MARINE TECHNOLOGY - LAGOS"	0.00	0.00	0.00	0.00	0.00	0.00	0.00	0.00	0.00	0.00	0.00	27,618,259.35
164	FEDERAL CO-OPERATIVE COLLEGE-KADUNA	0.00	0.00	0.00	22,072,586.59	0.00	4,186,180.20	4,186,180.21	0.00	0.00	0.00	30,444,947.00	-
165	FEDERAL CO-OPERATIVE COLLEGE-OJI RIVER	0.00	0.00	0.00	1,582,000.00	0.00	0.00	0.00	528,000.00	0.00	0.00	2,110,000.00	-

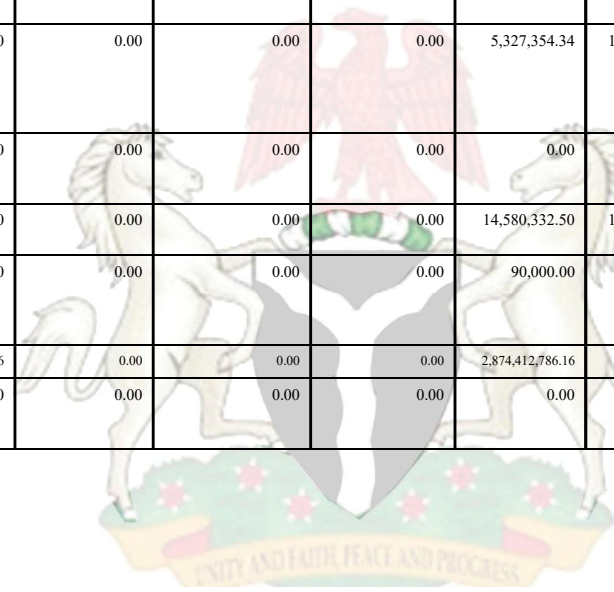


NOTE 6													
NON-TAX REVENUE -- contd.													
S/N.	MDA	LICENCES - GENERAL	MIN-ING RENTS	ROYAL-TIES	FEES - GENERAL	FINES - GENERAL	SALES - GENERAL	EARNINGS -GENERAL	RENT ON GOVERNMENT BUILDINGS - GENERAL	RENT ON LAND & OTHERS - GENERAL	RE-IMBURSEMENT GENERAL	TOTAL	
		120201	120202	120203	120204	120205	120206	120207	120208	120209	120213		2019
		N	N	N	N	N	N	N	N				
166	"FEDERAL COLLEGE OF LAND RESOURCES TECHNOLOGY - OWERRI"	0.00	0.00	0.00	0.00	0.00	0.00	0.00	0.00	0.00	0.00	0.00	819,390.93
167	"FEDERAL COLLEGE OF LAND RESOURCES TECHNOLOGY, KURU - JOS"	0.00	0.00	0.00	6,744,105.00	0.00	0.00	0.00	0.00	0.00	0.00	6,744,105.00	5,625,156.00
168	"FEDERAL COLLEGE OF HORTICULTURE, DADIN-KOWA, GOMBE"	0.00	0.00	0.00	0.00	0.00	0.00	0.00	0.00	0.00	0.00	0.00	20,313,645.00
169	"NIGERIA STORED PRODUCTS RESEARCH, ILORIN"	0.00	0.00	0.00	0.00	0.00	0.00	31,338,026.25	1,647,838.75	0.00	0.00	32,985,865.00	34,680,930.95
170	"NIGERIA AGRICULTURAL QUARANTINE SERVICE"	0.00	0.00	0.00	0.00	119,838.75	0.00	0.00	0.00	0.00	0.00	119,838.75	570,000.00
171	LAKE CHAD RESEARCH INSTITUTE MAIDUGURI	0.00	0.00	0.00	0.00	96,400.00	3,006,750.00	0.00	2,036,900.00	0.00	0.00	5,140,050.00	-
172	"NIGERIA INSTITUTE OF OCEANOGRAPHY AND MARINE RESEARCH"	0.00	0.00	0.00	290,000.00	0.00	1,722,063.75	25,850,613.99	7,619,885.79	12,910,400.00	0.00	48,392,963.53	47,667,412.92
173	"FEDERAL UNIVERSITY OF AGRICULTURE, ABEOKUTA"	0.00	0.00	0.00	317,186,567.96	0.00	5,815,758.75	137,945,367.65	12,000.00	366,500.00	0.00	461,326,194.36	8,000.00
174	"MICHAEL OKPARA UNIVERSITY OF AGRICULTURE, UMUDIKE"	0.00	0.00	0.00	710,019,987.10	0.00	17,296,735.00	0.00	0.00	0.00	0.00	727,316,722.10	2,028,758,703.96
175	"FEDERAL MINISTRY OF FINANCE, BUDGET AND NATIONAL PLANNING - HQTRS"	0.00	0.00	0.00	192,797.50	82,585.51	31,000.00	0.00	0.00	0.00	0.00	306,383.01	2,000.00
176	INVESTMENT AND SECURITIES TRIBUNAL	0.00	0.00	0.00	1,363,497.94	0.00	77,295.00	0.00	0.00	0.00	0.00	1,440,792.94	2,413,710.24
177	"OFFICE OF THE ACCOUNTANT-GENERAL OF THE FEDERATION"	0.00	0.00	0.00	150,000.00	0.00	252,486.25	0.00	0.00	0.00	0.00	402,486.25	16,217,475.00
178	FPO JALINGO	0.00	0.00	0.00	68,500.00	0.00	0.00	0.00	0.00	0.00	0.00	68,500.00	1,441,169.62
179	FPO OWERRI	0.00	0.00	0.00	4,703,400.00	0.00	0.00	0.00	0.00	0.00	0.00	4,703,400.00	-
180	FPO YOLA	0.00	0.00	0.00	0.00	0.00	0.00	0.00	0.00	0.00	0.00	0.00	218,657,418.40
181	"CENTRE FOR MANAGEMENT DEVELOPMENT DEVELOPMENT"	0.00	0.00	0.00	402,996,767.89	0.00	454,000.00	17,743,000.54	0.00	0.00	0.00	421,193,768.43	806,447,350.60
182	BUDGET OFFICE OF THE FEDERATION	0.00	0.00	0.00	0.00	0.00	0.00	0.00	0.00	0.00	0.00	0.00	952,000.00
183	"FEDERAL MINISTRY OF INDUSTRY, TRADE AND INVESTMENT - HQTRS"	0.00	0.00	0.00	1,478,729,064.25	0.00	4,075,965.00	0.00	1,000,000.00	0.00	0.00	1,483,805,029.25	932,000.00
184	"STANDARD ORGANIZATION OF NIGERIA"	0.00	0.00	0.00	1,539,821,942.37	0.00	7,176,335.75	4,996,502,303.97	0.00	0.00	0.00	6,543,500,582.09	110,000.00





NOTE 6													
NON-TAX REVENUE -- contd.													
S/N.	MDA	LICENCES - GENERAL	MIN-ING RENTS	ROYAL-TIES	FEES - GENERAL	FINES - GENERAL	SALES - GENERAL	EARNINGS -GENERAL	RENT ON GOVERNMENT BUILDINGS - GENERAL	RENT ON LAND & OTHERS - GENERAL	RE-IMBURSEMENT GENERAL	TOTAL	
		120201	120202	120203	120204	120205	120206	120207	120208	120209	120213		2019
		N	N	N	N	N	N	N	N				
203	"TECHNOLOGY BUSINESS INCUBATOR CENTRE - GUSAU"	0.00	0.00	0.00	0.00	0.00	0.00	0.00	0.00	0.00	0.00	0.00	20,000.00
204	"TECHNOLOGY BUSINESS INCUBATOR CENTRE - IGBOTAKO"	0.00	0.00	0.00	0.00	0.00	20,725.64	0.00	0.00	0.00	0.00	20,725.64	-
205	"TECHNOLOGY BUSINESS NCUBATOR CENTRE - BAUCHI"	0.00	0.00	0.00	0.00	0.00	0.00	0.00	0.00	0.00	0.00	0.00	60,000.00
206	"TECHNOLOGY BUSINESS INCUBATOR CENTRE - IBADAN"	0.00	0.00	0.00	1,148,600.00	0.00	139,300.00	1,300.00	19,800.00	0.00	0.00	1,309,000.00	350,000.00
207	"TECHNOLOGY BUSINESS INCUBATOR CENTRE - BENIN"	0.00	0.00	0.00	0.00	0.00	20,000.00	0.00	540,000.00	0.00	0.00	560,000.00	-
208	"NATIONAL CENTRE FOR TECHNOLOGY MANAGEMENT, HQTRS, ILE IFE"	0.00	0.00	0.00	12,803,850.00	0.00	0.00	9,604,000.00	0.00	0.00	0.00	22,407,850.00	-
209	"NATIONAL ENGINEERING DESIGN AND DEVELOPMENT CENTRE -NNEWI"	0.00	0.00	0.00	140,000.00	0.00	0.00	10,001,606.10	0.00	0.00	0.00	10,141,606.10	1,280,780.00
210	"NIGERIAN BUILDING AND ROAD RESEARCH INSTITUTE - LAGOS"	0.00	0.00	0.00	0.00	0.00	0.00	0.00	0.00	0.00	0.00	0.00	10,000.00
211	"NATIONAL RESEARCH INSTITUTE FOR CHEMICAL TECHNOLOGY -ZARIA"	0.00	0.00	0.00	0.00	0.00	0.00	0.00	0.00	0.00	0.00	0.00	3,079,335.49
212	"NIGERIAN INSTITUTE FOR TRYPANOSOMIASIS RESEARCH - KADUNA"	0.00	0.00	0.00	0.00	0.00	0.00	1,394,900.00	0.00	0.00	0.00	1,394,900.00	-
213	"FEDERAL INSTITUTE OF INDUSTRIAL RESEARCH -OSHODI"	0.00	0.00	0.00	2,021,843.60	0.00	0.00	8,157,966.59	0.00	0.00	0.00	10,179,810.19	-
214	"NIGERIA INSTITUTE OF LEATHER AND SCIENCE TECHNOLOGY (NILEST) HQTRS"	0.00	0.00	0.00	5,000,000.00	0.00	327,354.34	0.00	0.00	0.00	0.00	5,327,354.34	14,835,582.10
215	"SCIENCE EQUIPMENT DEVELOPMENT INTITUTE - MINNA"	0.00	0.00	0.00	0.00	0.00	0.00	0.00	0.00	0.00	0.00	0.00	132,000.00
216	ENERGY COMMISSION OF NIGERIA	0.00	0.00	0.00	14,450,332.50	0.00	130,000.00	0.00	0.00	0.00	0.00	14,580,332.50	13,030,378.00
217	"TECHNOLOGY BUSINESS INCUBATION CENTRE ADO-EKITI"	0.00	0.00	0.00	0.00	0.00	90,000.00	0.00	0.00	0.00	0.00	90,000.00	-
218	NIGERIAN RAILWAY	0.00	0.00	0.00	68,940,260.50	0.00	0.00	2,805,472,525.66	0.00	0.00	0.00	2,874,412,786.16	-
219	"NATIONAL INLAND WATERWAYS AUTHORITY"	0.00	0.00	0.00	0.00	0.00	0.00	0.00	0.00	0.00	0.00	0.00	5,000.00





NOTE 6													
NON-TAX REVENUE -- contd.													
S/N.	MDA	LICENCES - GENERAL	MIN-ING RENTS	ROYAL-TIES	FEES - GENERAL	FINES - GENERAL	SALES - GENERAL	EARNINGS -GENERAL	RENT ON GOVERNMENT BUILDINGS - GENERAL	RENT ON LAND & OTHERS - GENERAL	RE-IMBURSEMENT GENERAL	TOTAL	
		120201	120202	120203	120204	120205	120206	120207	120208	120209	120213		2019
		N	N	N	N	N	N	N	N				
220	MARITIME ACADEMY, ORON	0.00	0.00	0.00	133,107,369.00	0.00	7,281,800.00	0.00	0.00	0.00	0.00	140,389,169.00	420,205,292.34
221	FEDERAL MINISTRY OF AVIATION	0.00	0.00	0.00	560,000.00	0.00	0.00	0.00	0.00	0.00	0.00	560,000.00	-
222	"NIGERIAN COLLEGE OF AVIATION TECHNOLOGY-ZARIA"	0.00	0.00	0.00	1,038,915,790.82	0.00	4,376,000.00	965,128,471.99	14,846,320.99	0.00	0.00	2,023,266,583.80	-
223	FEDERAL INLAND REVENUE SERVICES	0.00	0.00	0.00	0.00	0.00	0.00	0.00	0.00	0.00	0.00	0.00	1,784,000.00
224	"FEDERAL MINISTRY OF POWER -HQTRS"	0.00	0.00	0.00	0.00	0.00	0.00	0.00	0.00	0.00	0.00	0.00	2,706,838,802.31
225	"NATIONAL RURAL ELECTRIFICATION AGENCY"	0.00	0.00	0.00	36,223,880.00	0.00	0.00	0.00	0.00	0.00	0.00	36,223,880.00	1,274,553,935.34
226	"NIGERIAN ELECTRICITY MANAGEMENT SERVICES AGENCY (NEMSA) HQTRS"	0.00	0.00	0.00	489,675,421.01	0.00	0.00	6,775,000.00	0.00	17,437,481.57	0.00	513,887,902.58	70,000.00
227	"NIGERIA ELECTRICITY LIABILITY MANAGEMENT LIMITED"	40,000.00	0.00	0.00	0.00	0.00	2,166,394,370.00	0.00	0.00	891,718,183.58	0.00	3,058,152,553.58	134,548,100.00
228	"OFFICE OF THE SURVEYOR-GENERAL OF THE FEDERATION"	0.00	0.00	0.00	3,667,657.50	0.00	0.00	0.00	0.00	0.00	0.00	3,667,657.50	8,043,490.00
229	"FEDERAL ROAD MAINTENANCE AGENCY"	0.00	0.00	0.00	506,257.50	0.00	0.00	0.00	0.00	0.00	0.00	506,257.50	48,319,001.50
230	"COUNCIL FOR THE REGULATION OF ENGINEERING IN NIGERIA (COREN)"	0.00	0.00	0.00	800,434,688.00	0.00	3,869,000.00	0.00	0.00	0.00	0.00	804,303,688.00	60,000.00
231	"MINISTRY OF PETROLEUM RESOURCES HQTRS"	0.00	0.00	0.00	0.00	0.00	0.00	0.00	0.00	0.00	0.00	0.00	90,000.00
232	"DEPARTMENT OF PETROLEUM RESOURCES"	0.00	0.00	0.00	35,600.00	0.00	0.00	0.00	0.00	0.00	0.00	35,600.00	18,659,058.36
233	"PETROLEUM PRODUCTS PRICING REGULATORY AGENCY (PPRA)"	0.00	0.00	0.00	0.00	0.00	0.00	0.00	0.00	0.00	0.00	0.00	9,451,496.70
234	"MINISTRY OF MINES AND STEEL DEVELOPMENT- HQTRS"	0.00	0.00	0.00	30,000.00	0.00	0.00	0.00	0.00	0.00	0.00	30,000.00	195,000.00
235	"NIGERIAN GEOLOGICAL SURVEY AGENCY."	0.00	0.00	0.00	80,000.00	0.00	1,559,000.00	3,486,500.00	0.00	0.00	0.00	5,125,500.00	17,559,092.00
236	"NATIONAL STEEL RAW MATERIALS EXPLORATION AGENCY, KADUNA"	0.00	0.00	0.00	20,000.00	0.00	0.00	40,197,197.50	0.00	0.00	0.00	40,217,197.50	3,000.00
237	"NIGERIA INSTITUTE OF MINING AND GEOSCIENCE"	0.00	0.00	0.00	817,500.00	0.00	90,000.00	8,294,955.22	0.00	0.00	0.00	9,202,455.22	11,889,782.32
238	"FEDERAL MINISTRY OF WATER RESOURCES - HQTRS"	0.00	0.00	0.00	10,000.00	0.00	0.00	3,530,000.00	0.00	0.00	0.00	3,540,000.00	-



NOTE 6													
NON-TAX REVENUE -- contd.													
S/N.	MDA	LICENCES - GENERAL	MIN-ING RENTS	ROYAL-TIES	FEES - GENERAL	FINES - GENERAL	SALES - GENERAL	EARNINGS -GENERAL	RENT ON GOVERNMENT BUILDINGS - GENERAL	RENT ON LAND & OTHERS - GENERAL	RE-IMBURSEMENT GENERAL	TOTAL	
		120201	120202	120203	120204	120205	120206	120207	120208	120209	120213		2019
		N	N	N	N	N	N	N	N				
239	"NIGERIA HYDROLOGICAL SERVICE AGENCY"	0.00	0.00	0.00	1,483,600.00	0.00	0.00	0.00	0.00	0.00	0.00	1,483,600.00	-
240	ANAMBRA/ IMO RBDA	0.00	0.00	0.00	512,558.75	0.00	0.00	3,547,176.25	0.00	0.00	0.00	4,059,735.00	2,100,105.00
241	BENIN/ OWENA RBDA	0.00	0.00	0.00	4,010,530.99	0.00	1,085,500.00	25,716,733.50	888,000.00	5,355,500.00	0.00	37,056,264.49	18,183,442.50
242	CHAD BASIN RBDA	0.00	0.00	0.00	120,500.00	0.00	0.00	0.00	2,017,500.00	0.00	0.00	2,138,000.00	-
243	CROSS RIVER RBDA	0.00	0.00	0.00	0.00	0.00	0.00	0.00	0.00	0.00	0.00	0.00	1,425,350.00
244	HADEJIA-JAMA'ARE RBDA	0.00	0.00	0.00	0.00	0.00	2,413,562.00	9,853,910.00	0.00	660,000.00	0.00	12,927,472.00	-
245	LOWER BENUUE RBDA	0.00	0.00	0.00	6,273,400.00	0.00	777,461.25	0.00	61,000.00	0.00	0.00	7,111,861.25	6,560,212.50
246	LOWER NIGER RBDA	0.00	0.00	0.00	6,843,793.75	0.00	0.00	6,333,581.25	637,250.00	5,116,077.50	0.00	18,930,702.50	24,329,628.51
247	NIGER DELTA RBDA	0.00	0.00	0.00	0.00	0.00	0.00	0.00	0.00	0.00	0.00	0.00	4,497,600.00
248	OGUN/ OSUN RBDA	0.00	0.00	0.00	210,000.00	0.00	0.00	0.00	0.00	0.00	0.00	210,000.00	525,518.00
249	SOKOTO RIMA RBDA	0.00	0.00	0.00	0.00	0.00	0.00	0.00	0.00	0.00	0.00	0.00	114,940,914.28
250	UPPER BENUUE RBDA	0.00	0.00	0.00	3,071,331.25	0.00	0.00	0.00	0.00	0.00	0.00	3,071,331.25	166,844,202.00
251	UPPER NIGER RBDA	0.00	0.00	0.00	0.00	0.00	0.00	0.00	0.00	0.00	0.00	0.00	20,000.00
252	"NATIONAL WATER RESOURCES INSTITUTE-KADUNA"	0.00	0.00	0.00	1,962,000.00	0.00	0.00	0.00	0.00	0.00	0.00	1,962,000.00	-
253	"NIGERIA INTEGRATED WATER MANAGEMENT COMMISSION"	10,451,580.00	0.00	0.00	9,761,580.00	0.00	0.00	0.00	0.00	0.00	0.00	20,213,160.00	2,000,000.00
254	NIGERIA CUSTOMS SERVICES	0.00	0.00	0.00	4,351,171.25	0.00	86,407,241.47	11,520,071.75	0.00	730,668.50	0.00	103,009,152.97	165,612,062.82
LAW & JUSTICES SECTOR													
255	SUPREME COURT OF NIGERIA	0.00	0.00	0.00	4,037,511.48	0.00	0.00	0.00	0.00	0.00	0.00	4,037,511.48	5,141,375.25
256	COURT OF APPEAL	0.00	0.00	0.00	14,987,741.54	0.00	0.00	0.00	0.00	0.00	0.00	14,987,741.54	40,369,450.39
257	FEDERAL HIGH COURT-ABUJA	0.00	0.00	0.00	324,739,988.75	219,110,082.19	3,325,245.50	0.00	0.00	344,000.00	0.00	547,519,316.44	424,315,226.01
258	HIGH COURT OF JUSTICE-FCT ABUJA	0.00	0.00	0.00	148,165,515.00	7,547,900.00	6,350,500.00	0.00	0.00	0.00	0.00	162,063,915.00	162,063,915.00
259	SHARIA COURT OF APPEAL-ABUJA	0.00	0.00	0.00	7,503,882.00	1,634,000.00	0.00	0.00	0.00	0.00	0.00	9,137,882.00	8,634,477.00
260	CUSTOMARY COURT OF APPEAL-ABUJA	0.00	0.00	0.00	9,695,051.50	0.00	5,895,914.00	0.00	0.00	0.00	0.00	15,590,965.50	19,200,927.06
261	NATIONAL INDUSTRIAL COURT	0.00	0.00	0.00	70,396,595.24	0.00	831,361.10	54,294.00	4,144.00	0.00	0.00	71,286,394.34	91,724,204.86
262	NATIONAL JUDICIAL INSTITUTE-ABUJA	0.00	0.00	0.00	3,229,000.00	0.00	0.00	0.00	0.00	0.00	0.00	3,229,000.00	30,535,000.00
263	FEDERAL JUDICIARY SERVICE COMMISSION-ABUJA	0.00	0.00	0.00	0.00	0.00	3,589,800.00	0.00	0.00	0.00	0.00	3,589,800.00	-
264	"FEDERAL MINISTRY OF JUSTICE -HQTRS"	0.00	0.00	0.00	45,680.00	0.00	0.00	100,000.00	0.00	3,754,800.00	0.00	3,900,480.00	4,608,200.00
265	"NIGERIAN LAW REFORM COMMISSION"	0.00	0.00	0.00	0.00	0.00	0.00	0.00	0.00	0.00	0.00	0.00	240,000.00
266	LEGAL AID COUNCIL	0.00	0.00	0.00	0.00	0.00	1,130,000.00	0.00	0.00	0.00	0.00	1,130,000.00	-
267	COUNCIL OF LEGAL EDUCATION	0.00	0.00	0.00	1,893,029,440.90	0.00	0.00	0.00	0.00	0.00	0.00	1,893,029,440.90	1,435,408,325.32
268	"NATIONAL HUMAN RIGHTS COMMISSION"	0.00	0.00	0.00	1,079,000.00	0.00	0.00	0.00	0.00	0.00	0.00	1,079,000.00	3,881,315.88



NOTE 6													
NON-TAX REVENUE -- contd.													
S/N.	MDA	LICENCES - GENERAL	MIN-ING RENTS	ROYAL-TIES	FEES - GENERAL	FINES - GENERAL	SALES - GENERAL	EARNINGS -GENERAL	RENT ON GOVERNMENT BUILDINGS - GENERAL	RENT ON LAND & OTHERS - GENERAL	RE-IMBURSEMENT GENERAL	TOTAL	
		120201	120202	120203	120204	120205	120206	120207	120208	120209	120213		2019
		N	N	N	N	N	N	N	N				
269	"NATIONAL DRUG LAW ENFORCEMENT AGENCY"	0.00	0.00	0.00	26,000.00	0.00	0.00	0.00	0.00	0.00	0.00	26,000.00	190,000.00
270	NIGERIAN COPYRIGHT COMMISSION	0.00	0.00	0.00	17,289,704.84	0.00	0.00	0.00	0.00	0.00	0.00	17,289,704.84	62,365,553.97
271	"NATIONAL AGENCY FOR THE PROHIBITION OF TRAFFIC IN PERSONS"	0.00	0.00	0.00	0.00	0.00	0.00	0.00	0.00	0.00	0.00	0.00	10,000.00
272	"INDEPENDENT CORRUPT PRACTICES AND RELATED OFFENCES COMMISSION"	0.00	0.00	0.00	0.00	0.00	0.00	0.00	0.00	0.00	0.00	0.00	1,170,500.00
273	CODE OF CONDUCT BUREAU	0.00	0.00	0.00	0.00	0.00	0.00	0.00	0.00	0.00	0.00	0.00	150,000,000.00
REGIONAL SECTOR													
274	"FEDERAL MINISTRY OF NIGER DELTA HQTRS"	0.00	0.00	0.00	409,000.00	0.00	0.00	0.00	0.00	0.00	0.00	409,000.00	20,473,520.50
SOCIAL SECTOR													
275	"FEDERAL MINISTRY OF YOUTH & SPORTS DEVELOPMENT - HQTRS"	0.00	0.00	0.00	40,000.00	0.00	0.00	2,635,042.50	891,000.00	5,110,000.00	0.00	8,676,042.50	31,342,342.50
276	"CITIZENSHIP AND LEADERSHIP TRAINING CENTRE"	0.00	0.00	0.00	91,570,038.00	0.00	0.00	0.00	0.00	0.00	0.00	91,570,038.00	-
277	"NATIONAL YOUTH SERVICE CORPS (NYSC)"	0.00	0.00	0.00	1,607,000.00	0.00	0.00	0.00	0.00	0.00	0.00	1,607,000.00	567,544,597.42
278	NIGERIA INSTITUTE FOR SPORTS (NIS)	0.00	0.00	0.00	25,478,430.00	0.00	1,110,000.00	2,868,425.00	105,000.00	56,500.00	0.00	29,618,355.00	58,699,702.33
279	"FEDERAL MINISTRY OF WOMEN AFFAIRS - HQTRS"	0.00	0.00	0.00	14,000.00	0.00	0.00	0.00	0.00	0.00	0.00	14,000.00	110,000.00
280	FEDERAL MINISTRY OF EDUCATION - HQTRS	0.00	0.00	0.00	14,329,145.00	1,200.00	0.00	0.00	0.00	0.00	0.00	14,330,345.00	10,500.00
281	"UNIVERSAL BASIC EDUCATION (UBE) COMMISSION"	0.00	0.00	0.00	0.00	0.00	0.00	0.00	0.00	0.00	0.00	0.00	4,978,634.44
282	NATIONAL LIBRARY OF NIGERIA	0.00	0.00	0.00	1,056,720.00	0.00	92,250.00	0.00	0.00	0.00	0.00	1,148,970.00	2,770,574.52
283	NATIONAL EXAMINATIONS COUNCIL	0.00	0.00	0.00	12,115,716,855.46	0.00	215,800.00	0.00	0.00	0.00	0.00	12,115,932,655.46	-
284	"NATIONAL BUSINESS AND TECHNICAL EDUCATION BOARD"	0.00	0.00	0.00	1,420,522,947.85	0.00	3,563,640.00	5,907,257.50	0.00	0.00	0.00	1,429,993,845.35	1,126,828,287.50
285	"TEACHERS REGISTRATION COUNCIL OF NIGERIA"	0.00	0.00	0.00	653,892,865.35	0.00	270,628,123.22	0.00	0.00	0.00	0.00	924,520,988.57	-
286	"COMPUTER REGISTRATION COUNCIL OF NIGERIA"	0.00	0.00	0.00	133,640,738.00	0.00	0.00	0.00	0.00	0.00	0.00	133,640,738.00	-



NOTE 6													
NON-TAX REVENUE -- contd.													
S/N.	MDA	LICENCES - GENERAL	MIN-ING RENTS	ROYAL-TIES	FEES - GENERAL	FINES - GENERAL	SALES - GENERAL	EARNINGS -GENERAL	RENT ON GOVERNMENT BUILDINGS - GENERAL	RENT ON LAND & OTHERS - GENERAL	RE-IMBURSEMENT GENERAL	TOTAL	
		120201	120202	120203	120204	120205	120206	120207	120208	120209	120213		2019
		N	N	N	N	N	N	N	N				
287	"NATIONAL COMMISSION FOR COLLEGE EDUCATION SECRETARIAT"	0.00	0.00	0.00	38,548,605.00	0.00	4,720,365.00	2,103,304.25	16,884,838.75	0.00	0.00	62,257,113.00	-
288	NATIONAL TEACHERS INSTITUTE	0.00	0.00	0.00	2,191,177,737.55	0.00	4,727,389.00	0.00	3,106,350.00	0.00	0.00	2,199,011,476.55	-
289	FEDERAL POLYTECHNIC ADO-EKITI	0.00	0.00	0.00	0.00	0.00	0.00	0.00	0.00	0.00	0.00	0.00	5,000.00
290	FEDERAL POLYTECHNIC BAUCHI	0.00	0.00	0.00	118,726,158.75	0.00	8,106,608.00	1,056,550.00	1,755,420.42	0.00	0.00	129,644,737.17	40,000.00
291	FEDERAL POLYTECHNIC BIDA	0.00	0.00	0.00	16,000.00	0.00	0.00	0.00	0.00	0.00	0.00	16,000.00	5,000.00
292	FEDERAL POLYTECHNIC IDAH	0.00	0.00	0.00	413,645,404.09	0.00	20,912,342.50	2,423,800.00	273,750.00	0.00	0.00	437,255,296.59	-
293	FEDERAL POLYTECHNIC KAURA-NAMODA	0.00	0.00	0.00	177,271,200.90	0.00	5,443,100.00	7,073,707.50	14,424,500.00	0.00	0.00	204,212,508.40	-
294	FEDERAL POLYTECHNIC MUBI	0.00	0.00	0.00	297,990,637.00	0.00	7,703,500.00	43,983,869.00	30,303,726.00	6,917,500.00	0.00	386,899,232.00	667,090,165.90
295	FEDERAL POLYTECHNIC NASARAWA	0.00	0.00	0.00	0.00	0.00	0.00	0.00	0.00	0.00	0.00	0.00	982,055,658.00
296	"AKANU IBIAM FEDERAL POLYTECHNIC, UNWANA - AFIKPO"	0.00	0.00	0.00	331,725,372.25	0.00	0.00	282,449,815.24	0.00	0.00	0.00	614,175,187.49	-
297	FEDERAL POLYTECHNIC KADUNA	0.00	0.00	0.00	0.00	862,639,182.60	0.00	66,413,848.25	15,526,071.00	2,237,441.00	0.00	946,816,542.85	1,547,665,903.00
298	FEDERAL POLYTECHNIC OFFA	0.00	0.00	0.00	0.00	0.00	0.00	0.00	0.00	0.00	0.00	0.00	763,322,459.91
299	FEDERAL POLYTECHNIC EDE	48,000.00	0.00	0.00	612,538,917.29	0.00	147,938,936.00	0.00	4,550,000.00	0.00	0.00	765,075,853.29	-
300	FEDERAL POLYTECHNIC AUCHI	0.00	0.00	0.00	631,453,434.43	0.00	150,718,540.02	80,228,525.00	18,001,727.79	0.00	0.00	880,402,227.24	3,000.00
301	FEDERAL POLYTECHNIC NEKEDE	0.00	0.00	0.00	1,172,372,043.08	0.00	242,847,681.82	54,566,995.96	0.00	0.00	0.00	1,469,786,720.86	-
302	FEDERAL POLYTECHNIC OKO	0.00	0.00	0.00	533,386,600.00	0.00	40,650,200.00	4,980,000.00	0.00	62,500.00	0.00	579,079,300.00	1,679,933,657.97
303	FEDERAL POLYTECHNIC DAMATURU	0.00	0.00	0.00	80,132,825.61	0.00	0.00	0.00	0.00	0.00	0.00	80,132,825.61	-
304	FEDERAL POLYTECHNIC HUSSAINI ADAMU	0.00	0.00	0.00	43,972,541.83	0.00	1,992,000.00	0.00	0.00	0.00	0.00	45,964,541.83	56,384,414.99
305	FEDERAL POLYTECHNIC GWANDU	0.00	0.00	0.00	686,123,458.54	0.00	85,300.01	0.00	3,904,100.01	0.00	4,500,000.00	694,612,858.56	-
306	FEDERAL POLYTECHNIC ILARO	0.00	0.00	0.00	443,207,505.44	0.00	57,029,500.00	20,594,894.78	0.00	1,310,916.67	261,067,336.19	783,210,153.08	-
307	YABA COLLEGE OF TECHNOLOGY	0.00	0.00	0.00	1,959,174,024.26	0.00	112,546,000.00	0.00	0.00	0.00	0.00	2,071,720,024.26	2,773,440,150.12
308	FEDERAL POLYTECHNIC BALI	0.00	0.00	0.00	0.00	0.00	0.00	0.00	0.00	0.00	0.00	0.00	2,000.00
309	FEDERAL POLYTECHNIC BONNY	0.00	0.00	0.00	0.00	0.00	0.00	0.00	0.00	0.00	0.00	0.00	25,801,944.00
310	FEDERAL POLYTECHNIC UKANA	0.00	0.00	0.00	26,474,112.55	0.00	120,000.00	0.00	0.00	0.00	0.00	26,594,112.55	290,000.00



NOTE 6													
NON-TAX REVENUE -- contd.													
S/N.	MDA	LICENCES - GENERAL	MIN-ING RENTS	ROYAL-TIES	FEES - GENERAL	FINES - GENERAL	SALES - GENERAL	EARNINGS -GENERAL	RENT ON GOVERNMENT BUILDINGS - GENERAL	RENT ON LAND & OTHERS - GENERAL	RE-IMBURSEMENT GENERAL	TOTAL	
		120201	120202	120203	120204	120205	120206	120207	120208	120209	120213		2019
		N	N	N	N	N	N	N	N				
311	"FEDERAL POLYTECHNIC, ILE-OLUJI, ONDO STATE"	0.00	0.00	0.00	171,210,304.13	0.00	0.00	3,968,730.75	0.00	0.00	0.00	175,179,034.88	-
312	FEDERAL COLLEGE OF EDUCATION BICHI	0.00	0.00	0.00	241,583,269.79	0.00	0.00	0.00	0.00	0.00	0.00	241,583,269.79	270,125,999.26
313	FEDERAL COLLEGE OF EDUCATION GOMBE	0.00	0.00	0.00	96,019,812.54	0.00	11,769,200.14	8,525,937.47	0.00	847,500.00	0.00	117,162,450.15	-
314	FEDERAL COLLEGE OF EDUCATION KANO	0.00	0.00	0.00	630,353,915.01	0.00	34,302,730.00	16,556,042.46	0.00	0.00	0.00	681,212,687.47	-
315	FEDERAL COLLEGE OF EDUCATION KATSINA	0.00	0.00	0.00	292,154,776.50	0.00	11,087,786.25	0.00	5,126,500.00	0.00	0.00	308,369,062.75	415,630,859.52
316	"FEDERAL COLLEGE OF EDUCATION KOTANGORA"	0.00	0.00	0.00	0.00	0.00	17,500.00	0.00	0.00	0.00	0.00	17,500.00	-
317	FEDERAL COLLEGE OF EDUCATION OBUDU	0.00	0.00	0.00	68,480,319.00	0.00	2,985,500.00	246,000.00	6,000.00	0.00	0.00	71,717,819.00	-
318	FEDERAL COLLEGE OF EDUCATION OKENE	0.00	0.00	0.00	137,913,135.96	0.00	241,117.00	3,416,480.00	0.00	0.00	0.00	141,570,732.96	211,340,464.46
319	FEDERAL COLLEGE OF EDUCATION ONDO	44,000.00	0.00	0.00	618,829,426.35	0.00	12,202,550.00	8,347,700.00	3,954,500.00	388,600.00	0.00	643,766,776.35	-
320	FEDERAL COLLEGE OF EDUCATION OYO	0.00	0.00	0.00	0.00	0.00	0.00	0.00	0.00	0.00	0.00	0.00	10,000.00
321	FEDERAL COLLEGE OF EDUCATION PANKSHIN	0.00	0.00	0.00	281,114,365.00	0.00	302,000.00	212,050.00	0.00	0.00	0.00	281,628,415.00	-
322	FEDERAL COLLEGE OF EDUCATION POTISKUM	0.00	0.00	0.00	45,703,579.00	0.00	0.00	0.00	0.00	0.00	0.00	45,703,579.00	47,000.00
323	FEDERAL COLLEGE OF EDUCATION YOLA	0.00	0.00	0.00	175,930,440.98	0.00	0.00	0.00	0.00	0.00	0.00	175,930,440.98	-
324	FEDERAL COLLEGE OF EDUCATION ZARIA	0.00	0.00	0.00	112,000.00	0.00	73,000.00	0.00	0.00	0.00	0.00	185,000.00	769,987.50
325	"ALVAN IKOKU COLLEGE OF EDUCATION, OWERRI"	0.00	0.00	0.00	352,052,840.62	2,750,861.25	0.00	10,966,936.25	0.00	0.00	0.00	365,770,638.12	762,485,326.10
326	"NATIONAL UNIVERSITIES COMMISSION SECRETARIAT"	0.00	0.00	0.00	1,658,597,471.76	0.00	0.00	0.00	0.00	0.00	0.00	1,658,597,471.76	3,249,307,597.37
327	UNIVERSITY OF LAGOS	0.00	0.00	0.00	0.00	0.00	0.00	5,000.00	0.00	0.00	0.00	5,000.00	16,037,496,823.45
328	UNIVERSITY OF NIGERIA, NNSUKA	0.00	0.00	0.00	0.00	1,750,293,540.98	0.00	68,213,430.74	208,023,326.91	43,191,531.35	11,703,269.21	2,081,425,099.19	3,644,949,555.94
329	AHMADU BELLO UNIVERSITY, ZARIA	0.00	0.00	0.00	2,265,666,781.65	0.00	29,790,500.00	2,000,000.00	119,228,192.01	12,971,376.00	0.00	2,429,656,849.66	-
330	OBAFEMI AWOLowo UNIVERSITY	0.00	0.00	0.00	1,168,994,414.03	24,750.00	1,516,950.00	82,348,021.99	234,366.60	1,408,473.10	0.00	1,254,526,975.72	1,394,710.00
331	UNIVERSITY OF BENIN	0.00	0.00	0.00	3,515,766,569.00	298,477,538.00	10,500,726.00	197,986,453.00	220,274,429.00	0.00	0.00	4,243,005,715.00	-
332	UNIVERSITY OF JOS	0.00	0.00	0.00	1,225,072,187.02	0.00	137,483,895.69	232,183,676.47	116,579,100.00	351,800.00	0.00	1,711,670,659.18	1,609,134,197.10
333	UNIVERSITY OF CALABAR	0.00	0.00	0.00	0.00	0.00	0.00	0.00	0.00	0.00	0.00	0.00	1,785,947,762.54
334	UNIVERSITY OF ILORIN	0.00	0.00	0.00	1,010,429,101.17	543,105.00	13,187,917.68	48,131,529.74	9,694,561.88	21,834,059.62	0.00	1,103,820,275.09	3,940,036,662.84



NOTE 6													
NON-TAX REVENUE -- contd.													
S/N.	MDA	LICENCES - GENERAL	MIN-ING RENTS	ROYAL-TIES	FEES - GENERAL	FINES - GENERAL	SALES - GENERAL	EARNINGS -GENERAL	RENT ON GOVERNMENT BUILDINGS - GENERAL	RENT ON LAND & OTHERS - GENERAL	RE-IMBURSEMENT GENERAL	TOTAL	
		120201	120202	120203	120204	120205	120206	120207	120208	120209	120213		2019
		N	N	N	N	N	N	N	N				
335	UNIVERSITY OF ABUJA	0.00	0.00	0.00	1,065,879,287.24	0.00	132,034,772.00	36,709,600.00	1,000,215.00	9,490,159.00	0.00	1,245,114,033.24	1,297,500.00
336	"ABUBAKAR TAFAWA BALEWA UNIVERSITY, BAUCHI"	0.00	0.00	0.00	0.00	0.00	0.00	0.00	0.00	0.00	0.00	0.00	20,000.00
337	UNIVERSITY OF TECHNOLOGY, OWERRI	0.00	0.00	0.00	778,719,472.16	0.00	0.00	7,556,300.00	0.00	0.00	0.00	786,275,772.16	-
338	FEDERAL UNIVERSITY OF TECHNOLOGY, YOLA	0.00	0.00	0.00	816,296,584.23	0.00	27,038,560.19	6,970,314.33	9,608,229.91	0.00	0.00	859,913,688.66	1,038,256,159.63
339	UNIVERSITY OF UYO	0.00	0.00	0.00	1,352,422,759.31	0.00	16,378,250.00	28,448,667.25	0.00	0.00	0.00	1,397,249,676.56	2,000.00
340	UNIVERSITY OF MAIDUGURI	0.00	0.00	0.00	524,379,072.28	0.00	0.00	0.00	0.00	0.00	0.00	524,379,072.28	-
341	NNAMDI AZIKIWE UNIVERSITY, AWKA	0.00	0.00	0.00	1,467,202,870.59	5,098,473.53	46,513,280.50	374,041,294.55	0.00	1,459,682.50	0.00	1,894,315,601.67	483,899.92
342	BAYERO UNIVERSITY, KANO	0.00	0.00	0.00	3,084,700,041.12	0.00	30,970,769.32	110,465,297.91	0.00	138,854,790.00	0.00	3,364,990,898.35	5,000.00
343	NATIONAL MATHEMATICAL CENTRE, SHEDA	0.00	0.00	0.00	0.00	0.00	2,678,000.00	0.00	0.00	0.00	0.00	2,678,000.00	-
344	"FRENCH LANGUAGE VILLAGE BADAGARY, LAGOS"	0.00	0.00	0.00	0.00	0.00	0.00	0.00	0.00	0.00	0.00	0.00	268,509,699.76
345	"NATIONAL INSTITUE FOR NIGERIAN LANGUAGES"	0.00	0.00	0.00	2,117,500.00	0.00	735,000.00	0.00	0.00	0.00	0.00	2,852,500.00	1,904,410.00
346	FEDERAL UNIVERSITY OYE-EKITI	0.00	0.00	0.00	1,587,910,948.83	0.00	7,651,000.00	0.00	0.00	0.00	0.00	1,595,561,948.83	12,200.00
347	FEDERAL UNIVERSITY OTUOKE	0.00	0.00	0.00	579,196,123.50	0.00	3,152,632.50	0.00	7,420,000.00	0.00	0.00	589,768,756.00	-
348	FEDERAL UNIVERSITY DUTSE	0.00	0.00	0.00	126,531,227.50	0.00	5,936,269.70	2,800,000.00	140,000.00	0.00	0.00	135,407,497.20	496,675,726.11
349	"ALEX EKWUEME FEDERAL UNIVERSITY NDUFU ALIKE IKWO"	0.00	0.00	0.00	201,500,897.65	0.00	0.00	0.00	0.00	0.00	0.00	201,500,897.65	-
350	FEDERAL UNIVERSITY LAFIA	0.00	0.00	0.00	379,922.74	0.00	0.00	0.00	0.00	0.00	0.00	379,922.74	30,000.00
351	FEDERAL UNIVERSITY DUTSIN-MA	0.00	0.00	0.00	554,940,459.12	0.00	49,072,679.20	0.00	0.00	0.00	0.00	604,013,138.32	-
352	FEDERAL UNIVERSITY KASHERE	0.00	0.00	0.00	157,086,455.30	0.00	18,100,539.60	917,598.00	0.00	0.00	0.00	176,104,592.90	268,726,639.74
353	FEDERAL UNIVERSITY LOKOJA	0.00	0.00	0.00	110,952,000.00	0.00	3,732,600.00	20,070.00	0.00	12,690,987.92	0.00	127,395,657.92	-
354	FEDERAL UNIVERSITY WUKARI	0.00	0.00	0.00	135,057,340.20	0.00	0.00	0.00	0.00	0.00	0.00	135,057,340.20	10,000.00
355	FEDERAL UNIVERSITY OF BERNIN KEBBI	0.00	0.00	0.00	26,047,070.00	0.00	0.00	0.00	0.00	0.00	0.00	26,047,070.00	-
356	NIGERIA MARITIME UNIVERSITY, OKERENKOKO	0.00	0.00	0.00	59,967,000.00	0.00	100,000.00	0.00	0.00	0.00	0.00	60,067,000.00	-
357	"DIVISION OF AGRICULTURAL COLLEGE, ABU ZARIA"	0.00	0.00	0.00	11,800,400.00	0.00	914,500.00	280,000.00	0.00	0.00	0.00	12,994,900.00	-
358	"FEDERAL UNIVERSITY OF PETROLEUM RESOURCES, EFFURUN"	0.00	0.00	0.00	276,600.00	0.00	0.00	0.00	0.00	0.00	0.00	276,600.00	322,700.00
359	FGC BUNI-YADI	0.00	0.00	0.00	18,335,000.00	0.00	0.00	0.00	0.00	0.00	0.00	18,335,000.00	-



NOTE 6													
NON-TAX REVENUE -- contd.													
S/N.	MDA	LICENCES - GENERAL	MIN-ING RENTS	ROYAL-TIES	FEES - GENERAL	FINES - GENERAL	SALES - GENERAL	EARNINGS -GENERAL	RENT ON GOVERNMENT BUILDINGS - GENERAL	RENT ON LAND & OTHERS - GENERAL	RE-IMBURSEMENT GENERAL	TOTAL	
		120201	120202	120203	120204	120205	120206	120207	120208	120209	120213		2019
		N	N	N	N	N	N	N	N				
360	FGC DAURA	0.00	0.00	0.00	33,006,648.08	0.00	0.00	0.00	0.00	0.00	0.00	33,006,648.08	62,129,408.12
361	FGC GARKI	0.00	0.00	0.00	79,370,197.95	0.00	0.00	0.00	0.00	0.00	0.00	79,370,197.95	85,393,450.00
362	FGC IANIKIN	0.00	0.00	0.00	197,785,506.00	0.00	0.00	0.00	0.00	0.00	0.00	197,785,506.00	-
363	FGC IKET NISE	0.00	0.00	0.00	158,692,860.56	0.00	0.00	0.00	0.00	0.00	0.00	158,692,860.56	255,461,476.61
364	FGC IKET VANDAKYA	0.00	0.00	0.00	37,041,651.17	0.00	0.00	0.00	0.00	0.00	0.00	37,041,651.17	85,167,047.00
365	FGC IKOM	0.00	0.00	0.00	54,855,885.97	0.00	0.00	0.00	0.00	0.00	0.00	54,855,885.97	100,570,832.08
366	FGC IKOT EKPENE	0.00	0.00	0.00	170,120,200.00	0.00	0.00	0.00	0.00	0.00	0.00	170,120,200.00	-
367	FGC KADUNA	0.00	0.00	0.00	99,087,711.39	0.00	0.00	0.00	0.00	0.00	0.00	99,087,711.39	155,416,542.46
368	FGC KANO	0.00	0.00	0.00	37,517,004.00	0.00	0.00	0.00	0.00	0.00	0.00	37,517,004.00	-
369	FGC KEFFI	0.00	0.00	0.00	89,369,238.10	0.00	0.00	0.00	0.00	0.00	0.00	89,369,238.10	162,899,650.00
370	FGC KIYAWA	0.00	0.00	0.00	140,000.00	0.00	0.00	0.00	0.00	0.00	0.00	140,000.00	162,899,650.00
371	FGC MAIDUGURI	0.00	0.00	0.00	24,323,750.25	0.00	0.00	0.00	0.00	0.00	0.00	24,323,750.25	46,847,463.00
372	FGC MINJIBIR	0.00	0.00	0.00	20,658,950.00	0.00	0.00	0.00	0.00	0.00	0.00	20,658,950.00	-
373	FGC ODIKOLOGUNA	0.00	0.00	0.00	71,206,533.27	0.00	0.00	0.00	0.00	0.00	0.00	71,206,533.27	100,450,300.00
374	FGC OGOJA	0.00	0.00	0.00	72,307,336.75	0.00	0.00	0.00	0.00	0.00	0.00	72,307,336.75	-
375	FGC OHAFIA	0.00	0.00	0.00	76,933,000.00	0.00	0.00	0.00	0.00	0.00	0.00	76,933,000.00	-
376	FGC OKPOSI	0.00	0.00	0.00	121,117,809.79	0.00	0.00	0.00	0.00	0.00	0.00	121,117,809.79	-
377	FGC PORT HARCOURT	0.00	0.00	0.00	109,206,094.18	0.00	0.00	0.00	0.00	0.00	0.00	109,206,094.18	-
378	FGC POTISKUM	0.00	0.00	0.00	32,227,426.05	0.00	0.00	0.00	0.00	0.00	0.00	32,227,426.05	-
379	FGC RUBBOCHI	0.00	0.00	0.00	68,449,080.00	0.00	0.00	0.00	0.00	0.00	0.00	68,449,080.00	-
380	FGC UGWOLAWO	0.00	0.00	0.00	0.00	0.00	0.00	0.00	0.00	0.00	0.00	0.00	68,643,752.50
381	FGC WARRI	0.00	0.00	0.00	147,695,588.02	0.00	0.00	0.00	0.00	0.00	0.00	147,695,588.02	-
382	FGC ZARIA	0.00	0.00	0.00	0.00	0.00	0.00	0.00	0.00	0.00	0.00	0.00	95,534,855.00
383	FGC, BILLIRI	0.00	0.00	0.00	36,711,197.96	0.00	0.00	0.00	0.00	0.00	0.00	36,711,197.96	52,348,057.40
384	FGC, IKOLE	0.00	0.00	0.00	69,632,172.83	0.00	0.00	0.00	0.00	0.00	0.00	69,632,172.83	88,490,000.00
385	FGGC ABAJI	0.00	0.00	0.00	83,586,727.94	0.00	0.00	0.00	0.00	0.00	0.00	83,586,727.94	68,500.00
386	FGGC ABULOMA	0.00	0.00	0.00	121,759,672.42	0.00	0.00	0.00	0.00	0.00	0.00	121,759,672.42	-
387	FGGC AKURE	0.00	0.00	0.00	0.00	0.00	0.00	0.00	0.00	0.00	0.00	0.00	187,670,733.49
388	FGGC ANKA	0.00	0.00	0.00	30,386,952.75	0.00	0.00	0.00	0.00	0.00	0.00	30,386,952.75	-
389	FGGC BAJOGA	0.00	0.00	0.00	7,799,627.00	0.00	0.00	0.00	0.00	0.00	0.00	7,799,627.00	15,654,361.50
390	FGGC BAKORI	0.00	0.00	0.00	37,913,595.82	0.00	0.00	0.00	0.00	0.00	0.00	37,913,595.82	-
391	FGGC BAUCHI	0.00	0.00	0.00	38,681,600.00	0.00	0.00	0.00	0.00	0.00	0.00	38,681,600.00	-
392	FGGC BENIN	0.00	0.00	0.00	34,190,921.00	0.00	0.00	0.00	0.00	0.00	0.00	34,190,921.00	213,835,326.00
393	FGGC BIDA	0.00	0.00	0.00	56,846,933.22	0.00	0.00	0.00	0.00	0.00	0.00	56,846,933.22	73,229,606.13
394	FGGC BWARI	0.00	0.00	0.00	126,544,665.27	0.00	0.00	0.00	0.00	0.00	0.00	126,544,665.27	-
395	FGGC CALABAR	0.00	0.00	0.00	115,214,107.94	0.00	0.00	0.00	0.00	0.00	0.00	115,214,107.94	151,749,100.00
396	FGGC EFON ALAYE	0.00	0.00	0.00	0.00	0.00	0.00	0.00	0.00	0.00	0.00	0.00	99,906,112.00
397	FGGC EFON IMNRINGI	0.00	0.00	0.00	34,190,921.00	0.00	0.00	0.00	0.00	0.00	0.00	34,190,921.00	-
398	FGGC ENUGU	0.00	0.00	0.00	129,078,772.87	0.00	0.00	0.00	0.00	0.00	0.00	129,078,772.87	281,429,144.25
399	FGGC EZZAMGBO ABAKALIKI	0.00	0.00	0.00	75,276,100.00	0.00	0.00	0.00	0.00	0.00	0.00	75,276,100.00	116,440,700.00
400	FGGC IBILLO	0.00	0.00	0.00	40,897,900.00	0.00	0.00	0.00	0.00	0.00	0.00	40,897,900.00	-
401	FGGC IBUSA	0.00	0.00	0.00	80,952,020.58	0.00	0.00	0.00	0.00	0.00	0.00	80,952,020.58	-
402	FGGC IKOT-OBIO-ITONG	0.00	0.00	0.00	99,662,416.00	0.00	0.00	0.00	0.00	0.00	0.00	99,662,416.00	-
403	FGGC ILORIN	0.00	0.00	0.00	114,126,304.63	0.00	0.00	0.00	0.00	0.00	0.00	114,126,304.63	158,072,586.31
404	FGGC IPETUMODU	0.00	0.00	0.00	86,406,026.39	0.00	0.00	0.00	0.00	0.00	0.00	86,406,026.39	157,436,196.89
405	FGGC KABBA	0.00	0.00	0.00	62,876,474.56	0.00	0.00	0.00	0.00	0.00	0.00	62,876,474.56	77,506,575.00
406	FGGC KAZAURE	0.00	0.00	0.00	40,297,968.75	0.00	0.00	0.00	0.00	0.00	0.00	40,297,968.75	49,806,935.00



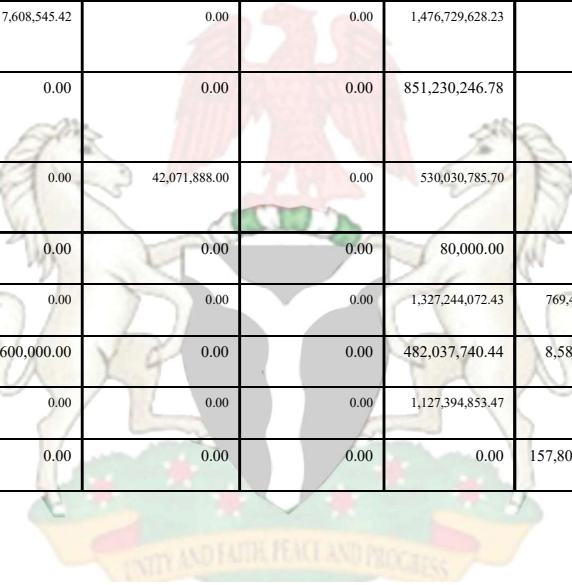
NOTE 6													
NON-TAX REVENUE -- contd.													
S/N.	MDA	LICENCES - GENERAL	MIN-ING RENTS	ROYAL-TIES	FEES - GENERAL	FINES - GENERAL	SALES - GENERAL	EARNINGS -GENERAL	RENT ON GOVERNMENT BUILDINGS - GENERAL	RENT ON LAND & OTHERS - GENERAL	RE-IMBURSEMENT GENERAL	TOTAL	
		120201	120202	120203	120204	120205	120206	120207	120208	120209	120213		2019
		N	N	N	N	N	N	N	N				
407	FGGC KEANA	0.00	0.00	0.00	0.00	0.00	0.00	0.00	0.00	0.00	0.00	0.00	30,282,500.00
408	FGGC LEJA	0.00	0.00	0.00	82,647,377.00	0.00	0.00	0.00	0.00	0.00	0.00	82,647,377.00	184,220,461.74
409	FGGC MONGUNO	0.00	0.00	0.00	0.00	0.00	0.00	0.00	0.00	0.00	0.00	0.00	150,000.00
410	FGGC NEW BUSA	0.00	0.00	0.00	44,166,500.00	0.00	0.00	0.00	0.00	0.00	0.00	44,166,500.00	-
411	FGGC OMU-ARAN	0.00	0.00	0.00	74,327,000.00	0.00	7,316,000.00	0.00	0.00	0.00	0.00	81,643,000.00	-
412	FGGC OWERRI	0.00	0.00	0.00	149,912,663.89	0.00	0.00	0.00	0.00	0.00	0.00	149,912,663.89	220,381,908.44
413	FGGC OYO	0.00	0.00	0.00	114,440,287.38	0.00	0.00	0.00	0.00	0.00	0.00	114,440,287.38	-
414	FGGC SHAGAMU	0.00	0.00	0.00	0.00	0.00	0.00	0.00	0.00	0.00	0.00	0.00	248,576,070.50
415	FGGC GUMI TAMBAWAL	0.00	0.00	0.00	0.00	0.00	0.00	0.00	0.00	0.00	0.00	0.00	37,833,603.53
416	FGGC UMUAHIA	0.00	0.00	0.00	152,112,636.42	0.00	0.00	0.00	0.00	0.00	0.00	152,112,636.42	251,106,034.50
417	FGGC WUKARI	0.00	0.00	0.00	0.00	0.00	0.00	0.00	0.00	0.00	0.00	0.00	46,244,734.97
418	FGGC, YOLA	0.00	0.00	0.00	48,220,060.82	0.00	0.00	0.00	0.00	0.00	0.00	48,220,060.82	81,819,381.20
419	FSTC AHOADA	0.00	0.00	0.00	81,676,465.00	0.00	0.00	0.00	0.00	0.00	0.00	81,676,465.00	132,474,763.00
420	FSTC AWKA	0.00	0.00	0.00	150,909,937.83	0.00	0.00	0.00	0.00	0.00	0.00	150,909,937.83	196,131,995.94
421	FSTC JUBU-IMUSHIN	0.00	0.00	0.00	145,571,494.18	0.00	0.00	0.00	0.00	0.00	0.00	145,571,494.18	205,279,400.19
422	FSTC MICHKA	0.00	0.00	0.00	13,284,699.60	0.00	0.00	0.00	0.00	0.00	0.00	13,284,699.60	21,697,282.60
423	FSTC TUNGBO - YENAGOA	0.00	0.00	0.00	56,916,367.00	0.00	0.00	0.00	0.00	0.00	0.00	56,916,367.00	-
424	FSTC USI-EKITI	0.00	0.00	0.00	71,995,070.56	0.00	0.00	0.00	0.00	0.00	0.00	71,995,070.56	93,244,200.00
425	FTC IKARE	0.00	0.00	0.00	53,762,070.00	0.00	0.00	0.00	0.00	0.00	0.00	53,762,070.00	77,144,368.00
426	FTC ILESA	0.00	0.00	0.00	63,271,651.50	0.00	0.00	0.00	0.00	0.00	0.00	63,271,651.50	119,490,455.25
427	FTC JALINGO	0.00	0.00	0.00	0.00	0.00	0.00	0.00	0.00	0.00	0.00	0.00	57,220,000.00
428	FTC KAFANCHAN	0.00	0.00	0.00	32,116,892.50	0.00	0.00	0.00	0.00	0.00	0.00	32,116,892.50	47,770,142.00
429	FTC LASSA	0.00	0.00	0.00	0.00	0.00	0.00	0.00	0.00	0.00	0.00	0.00	110,000.00
430	FTC OHANSO	0.00	0.00	0.00	128,573,237.50	0.00	0.00	0.00	0.00	0.00	0.00	128,573,237.50	-
431	FTC OROZO	0.00	0.00	0.00	140,524,982.36	0.00	0.00	0.00	0.00	0.00	0.00	140,524,982.36	218,895,065.66
432	FTC OTOBI	0.00	0.00	0.00	57,661,156.00	0.00	0.00	0.00	0.00	0.00	0.00	57,661,156.00	-
433	FTC OTUPKO	0.00	0.00	0.00	156,578,079.00	0.00	0.00	0.00	0.00	0.00	0.00	156,578,079.00	185,722,935.35
434	FTC SHIRORO	0.00	0.00	0.00	73,386,767.00	0.00	0.00	0.00	0.00	0.00	0.00	73,386,767.00	119,740,385.50
435	FTC UROMI	0.00	0.00	0.00	63,396,519.68	0.00	0.00	0.00	0.00	0.00	0.00	63,396,519.68	126,111,000.00
436	FTC UYO	0.00	0.00	0.00	72,847,144.00	0.00	0.00	0.00	0.00	0.00	0.00	72,847,144.00	104,374,937.39
437	FTC YABA	0.00	0.00	0.00	251,349,466.78	0.00	0.00	0.00	0.00	0.00	0.00	251,349,466.78	542,465,980.05
438	KING'S COLLEGE	0.00	0.00	0.00	186,514,161.57	0.00	0.00	0.00	0.00	0.00	0.00	186,514,161.57	-
439	SULEJA ACADEMY	0.00	0.00	0.00	0.00	0.00	0.00	0.00	0.00	0.00	0.00	0.00	31,364,608.20
440	FSTC.DOMA	0.00	0.00	0.00	22,545,500.00	0.00	0.00	0.00	0.00	0.00	0.00	22,545,500.00	-
441	FSTC DAYI	0.00	0.00	0.00	0.00	0.00	0.00	0.00	0.00	0.00	0.00	0.00	72,904,935.00
442	"LIBRARIANS REGISTRATION COUNCIL OF NIGERIA"	0.00	0.00	0.00	7,000.00	0.00	0.00	0.00	0.00	0.00	0.00	7,000.00	1,126,550.00
443	"NATIONAL BOARD FOR TECHNICAL EDUCATION"	0.00	0.00	0.00	210,247,468.28	0.00	3,430,211.19	0.00	0.00	0.00	0.00	213,677,679.47	577,979,116.82
444	"NATIONAL BOARD FOR ARABIC AND ISLAMIC STUDIES (NBAS) HQTRS"	0.00	0.00	0.00	5,577,530,056.94	0.00	0.00	0.00	0.00	0.00	0.00	5,577,530,056.94	-
445	FEDERAL MINISTRY OF HEALTH - HQTRS	0.00	0.00	0.00	701,432.50	0.00	0.00	0.00	0.00	0.00	0.00	701,432.50	3,279,342.50



NOTE 6													
NON-TAX REVENUE -- contd.													
S/N.	MDA	LICENCES - GENERAL	MIN-ING RENTS	ROYALTIES	FEES - GENERAL	FINES - GENERAL	SALES - GENERAL	EARNINGS -GENERAL	RENT ON GOVERNMENT BUILDINGS - GENERAL	RENT ON LAND & OTHERS - GENERAL	RE-IMBURSEMENT GENERAL	TOTAL	
		120201	120202	120203	120204	120205	120206	120207	120208	120209	120213		2019
		N	N	N	N	N	N	N	N				
446	NATIONAL HEALTH INSURANCE SCHEME	0.00	0.00	0.00	4,000.00	0.00	0.00	0.00	0.00	0.00	0.00	4,000.00	243,000.00
447	"NATIONAL PRIMARY HEALTH CARE DEVELOPMENT AGENCY"	0.00	0.00	0.00	32,000.00	0.00	0.00	0.00	0.00	0.00	0.00	32,000.00	4,070,600.00
448	RADIOGRAPHERS REGISTRATION BOARD	0.00	0.00	0.00	148,000.00	0.00	0.00	0.00	0.00	0.00	0.00	148,000.00	27,404,876.00
449	HEALTH RECORDS REGISTRATION BOARD	0.00	0.00	0.00	334,968,509.20	0.00	26,428,606.00	5,323,327.76	0.00	0.00	0.00	366,720,442.96	-
450	NURSING AND MIDWIFERY COUNCIL	0.00	0.00	0.00	129,000.00	0.00	0.00	0.00	0.00	0.00	0.00	129,000.00	421,750.00
451	PHARMACIST COUNCIL OF NIGERIA COUNCIL	0.00	0.00	0.00	19,000.00	0.00	0.00	0.00	0.00	0.00	0.00	19,000.00	203,300.00
452	MEDICAL AND DENTAL COUNCIL OF NIGERIA	0.00	0.00	0.00	227,000.00	0.00	0.00	0.00	10,000.00	0.00	0.00	237,000.00	660,574,997.42
453	"NATIONAL AGENCY FOR FOOD AND DRUG ADMINISTRATION AND CONTROL"	0.00	0.00	0.00	217,000.00	0.00	3,000.00	0.00	0.00	0.00	0.00	220,000.00	100,314.00
454	MEDICAL REHABILITATION THERAPY BOARD	0.00	0.00	0.00	78,641,188.52	1,939,559.00	0.00	0.00	0.00	0.00	0.00	80,580,747.52	-
455	"ENVIRONMENTAL HEALTH OFFICERS TUTORS-IBADAN"	0.00	0.00	0.00	2,855,000.00	0.00	390,000.00	0.00	0.00	0.00	0.00	3,245,000.00	-
456	NURSE TUTOR TRAINING IBADAN	0.00	0.00	0.00	4,596,690.00	0.00	0.00	0.00	0.00	0.00	0.00	4,596,690.00	-
457	COMMUNITY HEALTH TUTOR PROGRAMME UCH	0.00	0.00	0.00	13,707,500.00	0.00	810,000.00	0.00	0.00	0.00	0.00	14,517,500.00	-
458	UNIVERSITY COLLEGE HOSPITAL IBADAN	0.00	0.00	0.00	2,833,728,253.24	0.00	546,432,851.19	0.00	25,911,531.04	0.00	0.00	3,406,072,635.47	3,739,198,068.28
459	"UNIVERSITY OF NIGERIA TEACHING HOSPITAL, ENUGU"	0.00	0.00	0.00	621,927,191.50	0.00	222,374,279.69	126,503,544.85	255,613.00	0.00	0.00	971,060,629.04	-
460	UNIVERSITY OF BENIN TEACHING HOSPITAL	0.00	0.00	0.00	1,154,096,153.00	0.00	957,190,948.46	1,659,093,018.19	17,224,000.00	0.00	0.00	3,787,604,119.65	-
461	"OBAFEMI AWOLOWO UNIVERSITY TEACHING HOSPITAL"	0.00	0.00	0.00	220,851,375.80	0.00	214,524,205.53	122,734,399.95	0.00	0.00	0.00	558,109,981.28	45,200.00
462	JOS UNIVERSITY TEACHING HOSPITAL	0.00	0.00	0.00	233,564,849.92	0.00	1,070,921,483.99	3,187,094.72	0.00	0.00	0.00	1,307,673,428.63	-
463	UNIVERSITY OF CALABAR TEACHING HOSPITAL	0.00	0.00	0.00	51,341,026.39	0.00	60,817,999.28	526,786,785.00	0.00	1,200,000.00	0.00	640,145,810.67	-
464	"UNIVERSITY OF MAIDUGURI TEACHING HOSPITAL"	0.00	0.00	0.00	194,311,236.41	0.00	1,005,749.00	1,374,060,841.12	0.00	0.00	0.00	1,569,377,826.53	-
465	"USMANU DANFODIO UNIVERSITY TEACHING HOSPITAL, SOKOTO"	0.00	0.00	0.00	0.00	0.00	0.00	0.00	0.00	0.00	0.00	0.00	50,000.00
466	AMINU KANO UNIVERSITY TEACHING HOSPITAL	0.00	0.00	0.00	0.00	0.00	0.00	0.00	0.00	0.00	0.00	0.00	2,597,712,102.58



NOTE 6													
NON-TAX REVENUE -- contd.													
S/N.	MDA	LICENCES - GENERAL	MIN-ING RENTS	ROYAL-TIES	FEES - GENERAL	FINES - GENERAL	SALES - GENERAL	EARNINGS -GENERAL	RENT ON GOVERNMENT BUILDINGS - GENERAL	RENT ON LAND & OTHERS - GENERAL	RE-IMBURSEMENT GENERAL	TOTAL	
		120201	120202	120203	120204	120205	120206	120207	120208	120209	120213		2019
		N	N	N	N	N	N	N	N				
467	"UNIVERSITY OF ABUJA TEACHING HOSPITAL, GWAGWALADA"	0.00	0.00	0.00	150,000.00	0.00	547,538,967.57	394,608,425.03	0.00	254,000.00	0.00	942,551,392.60	-
468	"ABUBAKAR TAFAWA BALEWA UNIVERSITY TEACHING HOSPITAL BAUCHI"	0.00	0.00	0.00	98,135,959.56	0.00	690,500.00	2,593,180.00	6,314,258.11	0.00	0.00	107,733,897.67	-
469	FEDERAL TEACHING HOSPITAL, ABAKALIKI	0.00	0.00	0.00	26,092,661.25	0.00	147,664,414.40	398,867,264.81	3,749,308.00	0.00	0.00	576,373,648.46	1,196,491,750.95
470	FEDERAL TEACHING HOSPITAL, GOMBE	0.00	0.00	0.00	792,480,269.28	0.00	512,006,064.63	3,187,094.72	0.00	0.00	0.00	1,307,673,428.63	1,004,417,778.77
471	FEDERAL TEACHING HOSPITAL, IDO-EKITI	0.00	0.00	0.00	3,600.00	0.00	0.00	0.00	0.00	0.00	0.00	3,600.00	402,000.00
472	UNIVERSITY OF UYO TEACHING HOSPITAL	0.00	0.00	0.00	0.00	0.00	0.00	0.00	0.00	0.00	0.00	0.00	3,500,000.00
473	FEDERAL MEDICAL CENTRE - ABUJA	0.00	0.00	0.00	0.00	0.00	212,752,032.63	1,503,665,247.33	0.00	0.00	0.00	1,716,417,279.96	1,380,068,469.79
474	FEDERAL PSYCHIATRIC HOSPITAL ENUGU	0.00	0.00	0.00	13,894,000.00	0.00	66,754,389.30	64,577,148.54	0.00	0.00	0.00	145,225,537.84	97,540,767.04
475	FEDERAL PSYCHIATRIC HOSPITAL KADUNA	0.00	0.00	0.00	0.00	0.00	0.00	0.00	0.00	0.00	0.00	0.00	1,657.50
476	FEDERAL PSYCHIATRIC HOSPITAL CALABAR	0.00	0.00	0.00	11,489,420.00	0.00	66,513,177.00	4,740,000.00	0.00	0.00	0.00	82,742,597.00	88,463,741.95
477	FEDERAL PSYCHIATRIC HOSPITAL MAIDUGURI	0.00	0.00	0.00	105,140,453.21	0.00	4,788,072.50	30,674,216.20	0.00	0.00	0.00	140,602,741.91	-
478	FEDERAL NEURO-PSYCHIATRIC HOSPITAL YABA	0.00	0.00	0.00	13,462,816.25	1,443,754.01	469,089,955.44	284,793,686.74	3,687,000.00	0.00	0.00	772,477,212.44	800,665,458.90
479	"FEDERAL NEURO-PSYCHIATRIC HOSPITAL ABEOKUTA"	0.00	0.00	0.00	128,383,111.49	0.00	181,069,277.75	22,629,804.18	4,063,200.00	0.00	0.00	336,145,393.42	20,000.00
480	FEDERAL PSYCHIATRIC HOSPITAL BENIN CITY	0.00	0.00	0.00	81,017,331.57	36,524.74	121,664,160.17	60,085,130.00	86,900.00	0.00	0.00	262,890,046.48	282,520,111.73
481	NATIONAL ORTHOPAEDIC HOSPITAL LAGOS	0.00	0.00	0.00	353,977,925.66	0.00	311,265,519.67	793,877,637.48	17,608,545.42	0.00	0.00	1,476,729,628.23	15,000.00
482	"NATIONAL ORTHOPAEDIC HOSPITAL DALA KANO"	0.00	0.00	0.00	851,230,246.78	0.00	0.00	0.00	0.00	0.00	0.00	851,230,246.78	-
483	NATIONAL ORTHOPAEDIC HOSPITAL ENUGU	0.00	0.00	0.00	314,136,439.85	0.00	172,930,457.85	892,000.00	0.00	42,071,888.00	0.00	530,030,785.70	-
484	FEDERAL MEDICAL CENTRE ABEOKUTA	0.00	0.00	0.00	0.00	0.00	0.00	80,000.00	0.00	0.00	0.00	80,000.00	-
485	FEDERAL MEDICAL CENTRE, OVERRI	0.00	0.00	0.00	1,327,244,072.43	0.00	0.00	0.00	0.00	0.00	0.00	1,327,244,072.43	769,421,445.78
486	FEDERAL MEDICAL CENTRE, MAKURDI	0.00	0.00	0.00	0.00	0.00	0.00	478,437,740.44	3,600,000.00	0.00	0.00	482,037,740.44	8,589,727.75
487	FEDERAL MEDICAL CENTRE, ASABA	0.00	0.00	0.00	70,000.00	0.00	1,127,324,853.47	0.00	0.00	0.00	0.00	1,127,394,853.47	-
488	FEDERAL MEDICAL CENTRE, BIDA	0.00	0.00	0.00	0.00	0.00	0.00	0.00	0.00	0.00	0.00	0.00	157,809,057.88





NOTE 6													
NON-TAX REVENUE -- contd.													
S/N.	MDA	LICENCES - GENERAL	MIN-ING RENTS	ROYAL-TIES	FEES - GENERAL	FINES - GENERAL	SALES - GENERAL	EARNINGS -GENERAL	RENT ON GOVERNMENT BUILDINGS - GENERAL	RENT ON LAND & OTHERS - GENERAL	RE-IMBURSEMENT GENERAL	TOTAL	
		120201	120202	120203	120204	120205	120206	120207	120208	120209	120213		2019
		N	N	N	N	N	N	N	N				
489	FEDERAL MEDICAL CENTRE, GUSAU ZAMFARA	0.00	0.00	0.00	0.00	0.00	0.00	0.00	0.00	0.00	0.00	0.00	560,229,539.19
490	FEDERAL MEDICAL CENTRE, YOLA ADAMAWA	0.00	0.00	0.00	106,753,584.60	0.00	66,699,585.00	418,577,383.32	500,000.00	0.00	0.00	592,530,552.92	685,435,508.00
491	FEDERAL MEDICAL CENTRE, KOGI	0.00	0.00	0.00	152,274,383.22	0.00	393,353,009.26	0.00	0.00	0.00	0.00	545,627,392.48	-
492	FEDERAL MEDICAL CENTRE, AZARE BAUCHI	0.00	0.00	0.00	222,000.00	0.00	162,915,327.50	271,437,655.00	18,463,173.40	0.00	0.00	453,038,155.90	98,700.00
493	FEDERAL MEDICAL CENTRE, KEBBI STATE	0.00	0.00	0.00	47,961.00	0.00	0.00	0.00	0.00	0.00	0.00	47,961.00	166,500.00
494	FEDERAL MEDICAL CENTRE, JIGAWA STATE	0.00	0.00	0.00	132,222,050.86	0.00	0.00	0.00	0.00	0.00	2,501,991.38	134,724,042.24	131,022,906.28
495	FEDERAL MEDICAL CENTRE, BAYELSA STATE	0.00	0.00	0.00	24,872,418.66	0.00	68,765,402.78	313,298,877.25	0.00	0.00	0.00	406,936,698.69	355,369,609.32
496	FEDERAL MEDICAL CENTRE, EBUTE METTA	0.00	0.00	0.00	192,081,030.82	0.00	261,358,941.69	608,310,919.96	0.00	0.00	0.00	1,061,750,892.47	-
497	"FEDERAL SCHOOL OF MEDICAL LABORATORY JOS"	0.00	0.00	0.00	3,000.00	0.00	0.00	0.00	0.00	0.00	0.00	3,000.00	264,315.00
498	NIGERIA CENTRE FOR DISEASE CONTROL ABUJA	0.00	0.00	0.00	0.00	0.00	0.00	0.00	0.00	0.00	0.00	0.00	150,000.00
499	"NIGERIAN INSTITUTE OF MEDICAL RESEARCH, YABA"	0.00	0.00	0.00	227,689,834.60	0.00	0.00	0.00	14,508,870.00	0.00	0.00	242,198,704.60	309,206,451.85
500	"FEDERAL SCHOOL OF OCCUPATIONAL THERAPY, YABA"	0.00	0.00	0.00	0.00	0.00	0.00	0.00	0.00	0.00	0.00	0.00	12,064,416.10
501	"INSTITUTE OF FORENSICS SCIENCE LABORATORY- OSHODI"	0.00	0.00	0.00	0.00	0.00	0.00	50,000.00	0.00	0.00	0.00	50,000.00	-
502	DENTAL THERAPISTS REGISTRATION BOARD	0.00	0.00	0.00	0.00	0.00	0.00	0.00	0.00	0.00	0.00	0.00	97,205,291.00
503	NATIONAL BLOOD TRANSFUSION SERVICE(NBTS)	0.00	0.00	0.00	0.00	0.00	0.00	0.00	2,308,000.00	0.00	0.00	2,308,000.00	-
504	"NATIONAL OBSTETRIC FITSULA CENTRE, ABAKALIKI"	0.00	0.00	0.00	18,679,530.00	0.00	3,476,116.25	294,236.84	0.00	0.00	0.00	22,449,883.09	400,000.00
505	NATIONAL HOSPITAL	0.00	0.00	0.00	30,925,720.00	0.00	557,991,481.39	2,427,173,865.41	0.00	0.00	0.00	3,016,091,066.80	-
506	"FEDERAL MINISTRY OF ENVIRONMENT HEADQUARTERS"	0.00	0.00	0.00	631,908,846.26	0.00	223,000.00	0.00	0.00	0.00	0.00	632,131,846.26	98,629,888.50
507	NATIONAL PARK HEADQUARTERS	0.00	0.00	0.00	910,000.00	0.00	50,000.00	485,800.00	0.00	350,000.00	0.00	1,795,800.00	8,235,500.00
508	KAINJI NATIONAL PARK	0.00	0.00	0.00	0.00	8,845,000.00	28,775.00	1,457,808.66	0.00	60,000.00	0.00	10,391,583.66	-
509	CHAD BASIN NATIONAL PARK	0.00	0.00	0.00	10,300.00	139,500.00	48,985.00	1,030,765.00	0.00	60,000.00	0.00	1,289,550.00	-
510	GASHAKA GUMTI NATIONAL PARK	0.00	0.00	0.00	4,981,500.00	0.00	0.00	1,225,615.24	0.00	0.00	0.00	6,207,115.24	6,490,923.57
511	KAMUKU NATIONAL PARK	0.00	0.00	0.00	403,893.10	0.00	0.00	5,840,006.32	0.00	0.00	0.00	6,243,899.42	4,965,201.82



NOTE 6													
NON-TAX REVENUE -- contd.													
S/N.	MDA	LICENCES - GENERAL	MIN-ING RENTS	ROYAL-TIES	FEES - GENERAL	FINES - GENERAL	SALES - GENERAL	EARNINGS -GENERAL	RENT ON GOVERNMENT BUILDINGS - GENERAL	RENT ON LAND & OTHERS - GENERAL	RE-IMBURSEMENT GENERAL	TOTAL	
		120201	120202	120203	120204	120205	120206	120207	120208	120209	120213		2019
		N	N	N	N	N	N	N	N				
512	OKUMU NATIONAL PARK	0.00	0.00	0.00	2,392,000.00	0.00	0.00	1,048,270.00	0.00	0.00	0.00	3,440,270.00	-
513	FORESTRY RESEARCH INSTITUTE OF IBADAN	0.00	0.00	0.00	3,931,340.00	0.00	5,236,260.00	4,270,520.00	0.00	0.00	0.00	13,438,120.00	100,000.00
514	NATIONAL OIL SPILL DETECTION AND RESPONSE AGENCY	0.00	0.00	0.00	109,867,769.75	0.00	1,010,000.00	0.00	0.00	0.00	0.00	110,877,769.75	170,000.00
515	NATIONAL ENVIRONMENTAL STANDARDS AND REGULATIONS ENFORCEMENT AGENCY	0.00	0.00	0.00	497,929,055.50	134,149,165.89	701,411.25	0.00	0.00	0.00	0.00	632,779,632.64	660,771,422.54
516	NATIONAL AGENCY FOR GREAT GREEN WALL HQTRS	0.00	0.00	0.00	0.00	0.00	0.00	0.00	0.00	0.00	0.00	0.00	7,558,974.70
517	NATIONAL BIOSAFETY MANAGEMENT AGENCY (NBMA) HQTRS	0.00	0.00	0.00	500,000.00	0.00	0.00	0.00	0.00	0.00	0.00	500,000.00	-
518	NATIONAL POPULATION COMMISSION	0.00	0.00	0.00	4,821,723.85	2,000.00	361,000.00	0.00	0.00	0.00	0.00	5,184,723.85	33,357,557.50
519	"NATIONAL EMERGENCY MANAGEMENT AGENCY"	0.00	0.00	0.00	0.00	0.00	0.00	0.00	0.00	0.00	0.00	0.00	311,575.00
520	NATIONAL COMMISSION FOR REFUGEES	0.00	0.00	0.00	0.00	0.00	0.00	0.00	0.00	0.00	0.00	0.00	20,159,627.46
	GRAND-TOTAL	6,030,642,221.89	0.00	0.00	104,091,536,845.57	7,880,695,501.79	20,371,800,048.13	28,630,325,199.48	1,206,755,822.59	2,907,975,325.53	279,772,596.78	171,399,503,561.76	105,053,395,064.27





NOTE 7			
NOTE 7. INVESTMENT INCOME			
S/N.	MDA	INVESTMENT INCOME	
		120211	2019
		₦	₦
ADMINISTRATIVE SECTOR			
1	NIGERIA CORRECTIONAL SERVICE	1,685,373.75	2,585,579.00
2	FEDERAL ROAD SAFETY COMMISSION	0.00	3,000.00
ECONOMIC SECTOR -			
3	"OFFICE OF THE ACCOUNTANT-GENERAL OF THE FEDERATION"	0.00	225,000.00
4	CONSOLIDATED REVENUE FUND	151,838,673,776.66	260,160,912,908.88
5	MARITIME ACADEMY, ORON	0.00	2,406,457.02
6	FEDERAL INLAND REVENUE SERVICES	0.00	2,452,476.47
7	UPPER BENUE RBDA	0.00	22,525,925.06
8	NIGERIA CUSTOMS SERVICES	449,900.00	2,526,782.80
LAW & JUSTICES SECTOR-			
9	COUNCIL OF LEGAL EDUCATION	1,096,767.96	120,683,924.48
SOCIAL SECTOR -			
10	"NATIONAL BUSINESS AND TECHNICAL EDUCATION BOARD"	0.00	1,440,932.50
11	UNIVERSITY OF LAGOS	0.00	84,614,760.89
12	UNIVERSITY OF NIGERIA, NNSUKA	0.00	1,477,713.88
13	UNIVERSITY OF BENIN	2,760,055.00	-
14	UNIVERSITY OF JOS	1,282,383.69	1,560,355.99
15	UNIVERSITY OF ILORIN	1,583,453.56	14,777,296.71
16	FEDERAL UNIVERSITY OF TECHNOLOGY, YOLA	6,000.00	-
17	UNIVERSITY OF UYO	4,000,000.00	-
18	BAYERO UNIVERSITY, KANO	28,000,000.00	-
19	"FRENCH LANGUAGE VILLAGE BADAGARY, LAGOS"	0.00	15,750.00
20	FEDERAL UNIVERSITY DUTSE	0.00	758,957.50
21	FGC ZARIA	0.00	980,285.44
22	"NATIONAL INST. OF PHARM. RESEARCH AND DEVELOPMENT, ABUJA"	52,321,280.55	-
	GRAND-TOTAL	151,931,858,991.17	260,419,948,106.62





NOTE 7 A			
INVESTMENT INCOME			
S/N.	MDA	INVESTMENT INCOME	
		120211	2019
		₦	
ADMINISTRATIVE SECTOR			
1	NIGERIA CORRECTIONAL SERVICE	1,685,373.75	2,585,579.00
2	FEDERAL ROAD SAFETY COMMISSION	0.00	3,000.00
ECONOMIC SECTOR			
3	"OFFICE OF THE ACCOUNTANT-GENERAL OF THE FEDERATION"	0.00	225,000.00
4	CONSOLIDATED REVENUE FUND	151,838,673,776.66	260,160,912,908.88
5	MARITIME ACADEMY, ORON	0.00	2,406,457.02
6	FEDERAL INLAND REVENUE SERVICES	0.00	2,452,476.47
7	UPPER BENUE RBDA	0.00	22,525,925.06
8	NIGERIA CUSTOMS SERVICES	449,900.00	2,526,782.80
LAW & JUSTICES SECTOR			
9	COUNCIL OF LEGAL EDUCATION	1,096,767.96	120,683,924.48
SOCIAL SECTOR			
10	"NATIONAL BUSINESS AND TECHNICAL EDUCATION BOARD"	0.00	1,440,932.50
11	UNIVERSITY OF LAGOS	0.00	84,614,760.89
12	UNIVERSITY OF NIGERIA, NNSUKA	0.00	1,477,713.88
13	UNIVERSITY OF BENIN	2,760,055.00	-
14	UNIVERSITY OF JOS	1,282,383.69	1,560,355.99
15	UNIVERSITY OF ILORIN	1,583,453.56	14,777,296.71
16	FEDERAL UNIVERSITY OF TECHNOLOGY, YOLA	6,000.00	-
17	UNIVERSITY OF UYO	4,000,000.00	-
18	BAYERO UNIVERSITY, KANO	28,000,000.00	-
19	"FRENCH LANGUAGE VILLAGE BADAGARY, LAGOS"	0.00	15,750.00
20	FEDERAL UNIVERSITY DUTSE	0.00	758,957.50
21	FGC ZARIA	0.00	980,285.44
22	"NATIONAL INST. OF PHARM. RESEARCH AND DEVELOPMENT, ABUJA"	52,321,280.55	-
GRAND-TOTAL		151,931,858,991.17	260,419,948,106.62





NOTE 8			
INTEREST EARNED			
S/N.	MDA	INTEREST EARNED	2019
		120212	
		₦	₦
ADMINISTRATIVE SECTOR			
1	FOREIGN MISSION: ACCRA	-	1,183.43
2	FOREIGN MISSION: ALGIERS	53,223.50	70,964.67
3	FOREIGN MISSION: ATHENS	196,775.51	395,344.82
4	FOREIGN MISSION: BANGKOK	50,757.01	263,207.46
5	FOREIGN MISSION: BEIJING	1,333,562.86	1,778,083.81
6	FOREIGN MISSION: BERLIN	271.43	6,800.38
7	FOREIGN MISSION: BRUSSELS	-	61,318.39
8	FOREIGN MISSION: BUDAPEST	-	37,566.67
9	FOREIGN MISSION: BUEA	26,713.33	41,097.44
10	"FOREIGN MISSION: BUJUMBURA"	-	85,235.09
11	FOREIGN MISSION: CAIRO	65,754.05	-
12	"FOREIGN MISSION: DAR-ES- SALAAM"	-	549,545.06
13	"FOREIGN MISSION: GABORONE"	190,863.64	596,581.77
14	FOREIGN MISSION: JAKARTA	93,912.95	55,554.34
15	"FOREIGN MISSION: JOHANNESBURG"	252,841.93	1,392,224.25
16	FOREIGN MISSION: KAMPALA	6,457.69	-
17	FOREIGN MISSION: KINGSTON	-	7,309.09
18	"FOREIGN MISSION: KUALA LUMPUR"	-	52.63
19	FOREIGN MISSION: KUWAIT	-	9,000.00
20	FOREIGN MISSION: LIBREVILLE	-	41,612.12
21	FOREIGN MISSION: LONDON	-	34,203.16
22	FOREIGN MISSION: MALABO	-	353,787.24
23	FOREIGN MISSION: MANILLA	193.94	41,612.12
24	FOREIGN MISSION: MAPUTO	8,340,292.66	-
25	"FOREIGN MISSION: MEXICO CITY"	-	304,796.97
26	"FOREIGN MISSION: OUAGADOUGOU"	75,830.15	94,787.69
27	"FOREIGN MISSION: PORT OF SPAIN"	128,823.20	234,224.00
28	FOREIGN MISSION: PRETORIA	-	335,262.77
29	FOREIGN MISSION: RABAT	334,531.27	418,164.09
30	FOREIGN MISSION: ROME	50,735.75	7,689.45
31	FOREIGN MISSION: SHANGHAI	428,422.32	379,666.51
32	"FOREIGN MISSION: STOCKHOLM"	4,732.83	3,155.22
33	FOREIGN MISSION: TEL AVIV	-	9,090.91
34	FOREIGN MISSION: TOKYO	46,781.89	222,476.62
35	"FOREIGN MISSION: WASHINGTON"	-	52,587.88
36	"FOREIGN MISSION LILONGWE, MALAWI"	1,742,518.59	862,530.94
37	"FOREIGN MISSION PRAQUE, CZECH REPUBLIC"	125.92	125.92
38	FOREIGN MISSION VATICAN	54,142.33	63,696.86
39	"CONSULATE GENERAL FRANKFURT, GERMANY"	-	190,863.64
40	"FOREIGN MISSION AMMAN, JORDAN"	-	80.43
41	"FOREIGN MISSION GUANGZHOU, CHINA"	155,625.00	183,088.23
42	INDEPENDENT NATIONAL ELECTORAL COMMISSION	-	2,001,892,377.81
ECONOMIC SECTOR			
43	"FEDERAL MINISTRY OF AGRICULTURE AND RURAL DEVELOPMENT HQTRS"	60,000.00	-
44	NIGERIA CUSTOMS SERVICES	1,000.00	25,501,761.50



NOTE 8			
INTEREST EARNED -- contd.			
S/N.	MDA	INTEREST EARNED	2019
		120212	
		₦	₦
46	FEDERAL POLYTECHNIC ILARO	978,359.60	-
47	FEDERAL COLLEGE OF EDUCATION OKENE	120,000.00	582,750.00
48	FEDERAL COLLEGE OF EDUCATION ONDO	242,691.75	-
49	UNIVERSITY OF LAGOS	-	945,358.50
50	UNIVERSITY OF NIGERIA, NNSUKA	8,502,579.18	16,735.93
51	UNIVERSITY OF ILORIN	-	5,442,887.39
52	NNAMDI AZIKIWE UNIVERSITY, AWKA	17,164.80	-
53	"FRENCH LANGUAGE VILLAGE BADAGARY, LAGOS"	-	406.25
	GRAND-TOTAL	23,555,685.07	2,052,300,657.82





NOTE 9							
AID & GRANTS							
S/N.	MDA	DOMESTIC AID	FOREIGN AID	DOMESTIC GRANTS	FOREIGN GRANTS	TOTALS	
		13010101	13010201	130203	130204		2019
		₦	₦	₦	₦	₦	
ADMINISTRATIVE SECTOR							
1	"NIGERIA EXTRACTIVE INDUSTRIES TRANSPARENCY INITIATIVE (NEITI)"	0.00	0.00	0.00	0.00	0.00	83,260,467.00
2	FOREIGN MISSION: ATHENS	0.00	0.00	0.00	0.00	0.00	1,379,310.34
3	FOREIGN MISSION: COTONOU	0.00	0.00	0.00	0.00	0.00	14,485.39
4	"FOREIGN MISSION: DAR-ES-SALAAM"	0.00	0.00	0.00	132,114.14	132,114.14	-
5	FOREIGN MISSION: PRETORIA	0.00	0.00	2,224,054.51	0.00	2,224,054.51	-
6	FOREIGN MISSION: ROME	0.00	0.00	0.00	0.00	0.00	5,172,413.79
7	"POLICE FORMATIONS AND COMMANDS"	0.00	0.00	614,600,000.00	0.00	614,600,000.00	-
8	PUBLIC COMPLAINTS COMMISSION	0.00	0.00	0.00	0.00	0.00	3,000,000.00
9	"SECRETARY TO THE GOVERNMENT OF THE FEDERATION HQTRS"	0.00	0.00	40,228,019,283.68	0.00	40,228,019,283.68	38,833,843,027.03
10	"NATIONAL IDENTITY MANAGEMENT COMMISSION"	12,000,000.00	0.00	0.00	0.00	12,000,000.00	150,500,000.00
11	FEDERAL ROAD SAFETY COMMISSION	327,604,352.13	0.00	0.00	0.00	327,604,352.13	-
12	TERTIARY EDUCATION TRUST FUND	0.00	0.00	0.00	0.00	0.00	8,000,000,000.00
ECONOMIC SECTOR							
13	"FEDERAL MINISTRY OF AGRICULTURE AND RURAL DEVELOPMENT HQTRS"	0.00	381,520,022.34	0.00	0.00	381,520,022.34	-
14	"NATIONAL CEREALS RESEARCH INSTITUTE-BADEGGI"	0.00	0.00	0.00	0.00	0.00	2,082,596,348.48
15	"NATIONAL VETERINARY RESEARCH INSTITUTE-VOM"	0.00	0.00	2,000,000.00	0.00	2,000,000.00	4,644,663.50
16	"INSTITUTE OF AGRICULTURAL RESEARCH-ZARIA"	0.00	0.00	544,096,242.47	0.00	544,096,242.47	-
17	FEDERAL COLLEGE OF AGRICULTURE - AKURE	12,504,935.00	0.00	0.00	0.00	12,504,935.00	-
18	"NIGERIA INSTITUTE OF OCEANOGRAPHY AND MARINE RESEARCH"	0.00	0.00	0.00	0.00	0.00	3,566,875.00
19	"FEDERAL UNIVERSITY OF AGRICULTURE, ABEOKUTA"	1,448,677.50	0.00	1,450,441,138.08	0.00	1,451,889,815.58	-
20	"MICHAEL OKPARA UNIVERSITY OF AGRICULTURE, UMUDIKE"	0.00	0.00	111,107,665.00	0.00	111,107,665.00	119,709,000.00
21	INVESTMENT AND SECURITIES TRIBUNAL	0.00	0.00	1,043,861,972.16	0.00	1,043,861,972.16	-
22	"STANDARD ORGANIZATION OF NIGERIA"	0.00	0.00	3,782,768.75	0.00	3,782,768.75	-
23	"NIGERIAN EXPORT PROMOTION COUNCIL"	3,544,183,211.79	0.00	0.00	0.00	3,544,183,211.79	-
24	CONSUMER PROTECTION COUNCIL	30,715,500.00	0.00	1,000,000.00	0.00	31,715,500.00	-
25	"SHEDA SCIENCE AND TECHNOLOGY COMPLEX - ABUJA"	0.00	0.00	0.00	0.00	0.00	2,000.00
26	"NATIONAL CENTRE FOR GENETIC RESEARCH AND BIOTECHNOLOGY - IBADAN"	0.00	0.00	10,196,529.37	0.00	10,196,529.37	-
27	"FEDERAL INSTITUTE OF INDUSTRIAL RESEARCH-OSHODI"	11,655,487.25	0.00	0.00	0.00	11,655,487.25	-
28	ENERGY COMMISSION OF NIGERIA	0.00	0.00	0.00	0.00	0.00	8,100,625.00
29	"NATIONAL CENTRE FOR PETROLEUM RESEARCH AND DEVELOPMENT (NCPRD), ABUBAKAR TAFAWA BALEWA UNIVERSITY BAUCHI"	0.00	0.00	0.00	0.00	0.00	5,000,000.00
30	MARITIME ACADEMY, ORON	0.00	0.00	5,603,272,765.14	0.00	5,603,272,765.14	5,230,364,873.12
31	"DEPARTMENT OF PETROLEUM RESOURCES"	6,370.00	0.00	0.00	0.00	6,370.00	62,179,171,691.46
32	"FEDERAL MINISTRY OF WATER RESOURCES - HQTRS"	0.00	0.00	0.00	0.00	0.00	10,004,325,907.73



NOTE 9							
AID & GRANTS -- contd.							
S/N.	MDA	DOMESTIC AID	FOREIGN AID	DOMESTIC GRANTS	FOREIGN GRANTS	TOTALS	
		13010101	13010201	130203	130204		2019
		₦	₦	₦	₦	₦	
33	HADEJIA-JAMA'ARE RBDA	0.00	0.00	517,054,459.72	0.00	517,054,459.72	-
34	UPPER BENUE RBDA	0.00	0.00	0.00	0.00	0.00	264,055,555.40
LAW & JUSTICES SECTOR							
35	LEGAL AID COUNCIL	0.00	0.00	4,370,000.00	0.00	4,370,000.00	-
36	"NATIONAL HUMAN RIGHTS COMMISSION"	0.00	0.00	807,866,600.00	264,146,592.61	1,072,013,192.61	205,518,533.22
37	NIGERIAN COPYRIGHT COMMISSION	0.00	0.00	14,457,368.50	0.00	14,457,368.50	-
SOCIAL SECTOR							
38	"NATIONAL YOUTH SERVICE CORPS (NYSC)"	20,000.00	0.00	0.00	0.00	20,000.00	10,397,000.00
39	NIGERIA FOOTBALL FEDERATION	2,399,915,593.00	0.00	764,179,347.20	0.00	3,164,094,940.20	-
40	"UNIVERSAL BASIC EDUCATION (UBE) COMMISSION"	0.00	0.00	111,849,353.50	0.00	111,849,353.50	184,043,920,400.85
41	NOMADIC EDUCATION COMMISSION	500,000,000.00	0.00	0.00	0.00	500,000,000.00	-
42	"NATIONAL BUSINESS AND TECHNICAL EDUCATION BOARD"	3,680,000.00	0.00	0.00	0.00	3,680,000.00	-
43	"NATIONAL COMMISSION FOR COLLEGE EDUCATION SECRETARIAT"	50,000,000.00	999,839.75	0.00	0.00	50,999,839.75	-
44	NATIONAL TEACHERS INSTITUTE	0.00	200,000,000.00	0.00	0.00	200,000,000.00	-
45	FEDERAL POLYTECHNIC BAUCHI	0.00	0.00	84,273,333.33	0.00	84,273,333.33	-
46	FEDERAL POLYTECHNIC IDAH	832,859,669.00	0.00	0.00	0.00	832,859,669.00	-
47	FEDERAL POLYTECHNIC KAURA-NAMODA	0.00	0.00	1,000,729,264.54	0.00	1,000,729,264.54	-
48	FEDERAL POLYTECHNIC MUBI	895,918,184.80	0.00	0.00	0.00	895,918,184.80	513,585,765.50
49	FEDERAL POLYTECHNIC NASARAWA	0.00	0.00	0.00	0.00	0.00	1,725,883,890.86
50	"AKANU IBIAM FEDERAL POLYTECHNIC, UNWANA - AFIKPO"	457,178,456.00	0.00	0.00	0.00	457,178,456.00	-
51	FEDERAL POLYTECHNIC KADUNA	0.00	740,021,956.47	0.00	0.00	740,021,956.47	35,895,000.00
52	FEDERAL POLYTECHNIC OFFA	30,000,000.00	0.00	318,783,459.68	0.00	348,783,459.68	194,561,233.62
53	FEDERAL POLYTECHNIC EDE	0.00	0.00	991,012,913.90	0.00	991,012,913.90	-
54	FEDERAL POLYTECHNIC NEKEDE	0.00	0.00	71,470,595.00	0.00	71,470,595.00	-
55	FEDERAL POLYTECHNIC OKO	0.00	0.00	1,170,751,571.70	0.00	1,170,751,571.70	-
56	FEDERAL POLYTECHNIC DAMATURU	127,006,296.82	0.00	0.00	0.00	127,006,296.82	-
57	FEDERAL POLYTECHNIC HUSSAINI ADAMU	746,254,109.82	0.00	0.00	0.00	746,254,109.82	682,044,128.80
58	YABA COLLEGE OF TECHNOLOGY	0.00	7,658,200.00	8,570,800.00	0.00	16,229,000.00	730,152,388.30
59	FEDERAL POLYTECHNIC UKANA	949,448,437.40	0.00	0.00	0.00	949,448,437.40	-
60	"FEDERAL POLYTECHNIC, ILE-OLUJI, ONDO STATE"	75,000.00	0.00	1,506,323,656.87	0.00	1,506,398,656.87	-
61	FEDERAL COLLEGE OF EDUCATION BICHI	0.00	118,472,850.00	0.00	0.00	118,472,850.00	79,862,691.34
62	FEDERAL COLLEGE OF EDUCATION GOMBE	0.00	0.00	1,418,298,217.84	0.00	1,418,298,217.84	-
63	FEDERAL COLLEGE OF EDUCATION KANO	0.00	0.00	1,254,944,085.00	0.00	1,254,944,085.00	-
64	FEDERAL COLLEGE OF EDUCATION KATSINA	0.00	0.00	1,143,474,647.25	0.00	1,143,474,647.25	916,928,372.40
65	FEDERAL COLLEGE OF EDUCATION OBUDU	0.00	0.00	1,515,113,675.00	0.00	1,515,113,675.00	-
66	FEDERAL COLLEGE OF EDUCATION OKENE	370,797,004.10	0.00	0.00	0.00	370,797,004.10	342,988,670.00
67	FEDERAL COLLEGE OF EDUCATION PANKSHIN	0.00	0.00	718,600,880.74	0.00	718,600,880.74	-
68	FEDERAL COLLEGE OF EDUCATION YOLA	0.00	0.00	803,555,798.00	0.00	803,555,798.00	-
69	"ALVAN IKOKU COLLEGE OF EDUCATION, OWERRI"	0.00	0.00	180,960,000.00	0.00	180,960,000.00	112,734,300.00
70	UNIVERSITY OF LAGOS	0.00	0.00	0.00	0.00	0.00	1,711,482,744.12
71	UNIVERSITY OF NIGERIA, NNSUKA	7,358,826,111.70	9,367,141.35	30,917,081.40	1,174,154,356.51	8,573,264,690.96	2,713,514,097.57



NOTE 9							
AID & GRANTS -- <i>contd.</i>							
S/N.	MDA	DOMESTIC AID	FOREIGN AID	DOMESTIC GRANTS	FOREIGN GRANTS	TOTALS	
		13010101	13010201	130203	130204		2019
		₦	₦	₦	₦	₦	
72	AHMADU BELLO UNIVERSITY, ZARIA	1,504,005,121.01	0.00	14,062,500.00	0.00	1,518,067,621.01	-
73	OBAFEMI AWOLOWO UNIVERSITY	8,902,088.75	0.00	4,152,718,127.76	0.00	4,161,620,216.51	-
74	UNIVERSITY OF JOS	2,718,425,454.84	0.00	13,190,688.25	0.00	2,731,616,143.09	2,117,224,203.11
75	UNIVERSITY OF CALABAR	0.00	0.00	0.00	0.00	0.00	1,821,278,002.52
76	UNIVERSITY OF ILORIN	77,687,450.00	0.00	1,840,134,835.97	0.00	1,917,822,285.97	1,183,880,397.26
77	UNIVERSITY OF ABUJA	2,424,736,982.42	0.00	0.00	0.00	2,424,736,982.42	-
78	UNIVERSITY OF TECHNOLOGY, OWERRI	55,633,264.44	0.00	951,006,500.00	0.00	1,006,639,764.44	-
79	FEDERAL UNIVERSITY OF TECHNOLOGY, YOLA	779,516.25	0.00	253,305,565.00	0.00	254,085,081.25	79,009,580.00
80	UNIVERSITY OF UYO	0.00	0.00	944,250.00	0.00	944,250.00	-
81	UNIVERSITY OF MAIDUGURI	0.00	0.00	4,041,871,037.40	0.00	4,041,871,037.40	-
82	NNAMDI AZIKIWE UNIVERSITY, AWKA	4,281,800,019.05	0.00	0.00	0.00	4,281,800,019.05	-
83	BAYERO UNIVERSITY, KANO	16,910,714.28	0.00	287,023,114.55	0.00	303,933,828.83	-
84	NATIONAL MATHEMATICAL CENTRE, SHEDA	0.00	0.00	50,000,000.00	0.00	50,000,000.00	-
85	FEDERAL UNIVERSITY OYE-EKITI	0.00	0.00	2,878,681,401.43	0.00	2,878,681,401.43	-
86	FEDERAL UNIVERSITY OTUOKE	2,611,919,170.00	0.00	0.00	0.00	2,611,919,170.00	-
87	FEDERAL UNIVERSITY DUTSE	1,991,489,733.20	0.00	0.00	0.00	1,991,489,733.20	627,203,624.78
88	"ALEX EKWUEME FEDERAL UNIVERSITY NDUFU ALIKE IKWO"	3,068,432,839.19	0.00	134,668,920.87	0.00	3,203,101,760.06	-
89	FEDERAL UNIVERSITY DUTSIN-MA	598,044,370.20	0.00	0.00	0.00	598,044,370.20	349,187,225.85
90	FEDERAL UNIVERSITY KASHERE	250,103,318.33	0.00	15,594,000.00	0.00	265,697,318.33	1,137,486,701.37
91	FEDERAL UNIVERSITY LOKOJA	0.00	0.00	3,031,046,620.57	0.00	3,031,046,620.57	-
92	FEDERAL UNIVERSITY WUKARI	0.00	0.00	3,291,566,165.91	0.00	3,291,566,165.91	-
93	NIGERIA MARITIME UNIVERSITY, OKERENKOKO	0.00	0.00	45,000,000.00	0.00	45,000,000.00	-
94	NIGERIAN ARMY UNIVERSITY BIU	0.00	0.00	486,363,134.60	0.00	486,363,134.60	-
95	FGGC BWARI	0.00	0.00	2,893,500.00	0.00	2,893,500.00	-
96	UNIVERSITY COLLEGE HOSPITAL IBADAN	27,900,000.00	0.00	0.00	0.00	27,900,000.00	-
97	JOS UNIVERSITY TEACHING HOSPITAL	0.00	0.00	189,553,020.82	0.00	189,553,020.82	-
98	AMINU KANO UNIVERSITY TEACHING HOSPITAL	0.00	0.00	0.00	0.00	0.00	165,518,282.88
99	FEDERAL TEACHING HOSPITAL, GOMBE	0.00	189,553,020.82	0.00	0.00	189,553,020.82	-
100	FEDERAL NEURO-PSYCHIATRIC HOSPITAL YABA	0.00	0.00	3,586,322.50	0.00	3,586,322.50	1,967,682.50
101	FEDERAL MEDICAL CENTRE, YOLA ADAMAWA	0.00	0.00	3,000.00	0.00	3,000.00	-
102	FEDERAL MEDICAL CENTRE, KOGI	0.00	0.00	1,787,500.00	0.00	1,787,500.00	-
103	"NATIONAL INST. OF PHARM. RESEARCH AND DEVELOPMENT, ABUJA"	18,215,200.00	0.00	0.00	0.00	18,215,200.00	-
104	"NIGERIAN INSTITUTE OF MEDICAL RESEARCH, YABA"	88,600,000.00	368,823,227.35	0.00	0.00	457,423,227.35	437,018,709.50
105	NATIONAL PARK HEADQUARTERS	0.00	0.00	0.00	0.00	0.00	207,804,500.00
106	FORESTRY RESEARCH INSTITUTE OF IBADAN	0.00	8,052,346.26	508,920,840.00	0.00	516,973,186.26	-
107	NATIONAL BIOSAFETY MANAGEMENT AGENCY (NBMA) HQTRS	0.00	0.00	1,334,550.00	0.00	1,334,550.00	-
108	"NATIONAL EMERGENCY MANAGEMENT AGENCY"	10,826,133,913.44	0.00	0.00	0.00	10,826,133,913.44	42,849,983,261.27
109	NATIONAL SOCIAL INVESTMENT OFFICE	0.00	0.00	0.00	0.00	0.00	-
	GRAND-TOTAL	49,231,816,551.71	2,024,468,604.34	86,247,415,123.96	1,438,433,063.26	138,942,133,343.27	371,975,738,630.86



NOTE 10						
DEBT FORGIVENESS						
S/N.	MDA	FOREIGN DEBT FORGIVENESS	DOMESTIC DEBT FORGIVENESS	OTHER CAPITAL RECEIPTS TO CDF	TOTAL	
		140401	140402	140201		2019
		₦	₦	₦	₦	
ADMINISTRATIVE SECTOR						
1	FOREIGN MISSION: PRETORIA	0.00	0.00	25,019,448.48	25,019,448.48	-
2	NIGERIA CUSTOMS SERVICES	0.00	0.00	10,528,585,796.62	10,528,585,796.62	19,248,660,235.50
SOCIAL SECTOR						
	GRAND-TOTAL	0.00	0.00	10,553,605,245.10	10,553,605,245.10	19,248,660,235.50





NOTE 11			
OTHER REVENUE -- contd.			
S/N.	MDA	OTHER REVENUE	OTHER REVENUE
		140701	2019
ADMINISTRATIVE SECTOR		₦	₦
1	"MINISTRY OF DEFENCE - MOD HQTRS"	0.00	1,340,000.00
2	FOREIGN MISSION: ANKARA	289,300.56	-
3	FOREIGN MISSION: BEIJING	0.00	7,061,310.31
4	FOREIGN MISSION: BRUSSELS	913,851.79	115,454.55
5	"FOREIGN MISSION: BUJUMBURA"	0.00	2,584.85
6	FOREIGN MISSION: CAIRO	18.08	-
7	FOREIGN MISSION: CANBERRA	428,234.49	951,632.19
8	FOREIGN MISSION: CONAKRY	141.74	-
9	FOREIGN MISSION: COTONOU	0.00	14,815.44
10	FOREIGN MISSION: DUBLIN	0.00	1,939,878.79
11	FOREIGN MISSION: GENEVA	6,648,563.64	-
12	FOREIGN MISSION: HANOI	0.00	1,894,412.31
13	FOREIGN MISSION:	0.00	2,581,212.12
14	FOREIGN MISSION: LIBREVILLE	0.00	1,142,506.14
15	FOREIGN MISSION: LONDON	0.00	100,087,877.82
16	FOREIGN MISSION: MALABO	11,336,253.74	25,300,177.22
17	FOREIGN MISSION: MANILLA	5,086,201.39	1,142,506.14
18	FOREIGN MISSION: ROME	1,547,733.34	-
19	"FOREIGN MISSION: STOCKHOLM"	0.00	36,454.85
20	FOREIGN MISSION: THE HAGUE	4,100,003.45	8,833,434.38
21	FOREIGN MISSION: TOKYO	0.00	1,341,974.51
22	"FOREIGN MISSION AMMAN, JORDAN"	0.00	368,906.46
23	NEWS AGENCY OF NIGERIA	464,681.25	616,330.00
24	"NATIONAL FILM AND VIDEO CENSOR BOARD"	16,358,271.25	-
25	NIGERIA IMMIGRATION SERVICE	236,500,284.48	-
26	"NIGERIA SECURITY AND CIVIL DEFENCE CORPS"	1,210,500.00	6,730,907.50
27	"NATIONAL IDENTITY MANAGEMENT COMMISSION"	0.00	500,949,700.76
ECONOMIC SECTOR			
28	"FEDERAL MINISTRY OF AGRICULTURE AND RURAL DEVELOPMENT HQTRS"	480,824,000.00	-
29	"AGRICULTURAL RESEARCH AND MANAGEMENT INSTITUTE (ARMTI) - ILORIN"	15,251,589.55	-
30	"NATIONAL CENTRE FOR AGRICULTURAL MECHANISATION- ILORIN"	0.00	2,000,000.00
31	"FEDERAL COLLEGE OF ANIMAL HEALTH AND PRODUCTION TECHNOLOGY - IBADAN"	49,865,655.79	-
32	FEDERAL COLLEGE OF AGRICULTURE - AKURE	1,376,960.00	-
33	"FEDERAL COLLEGE OF AGRICULTURE, MOORE PLANTATION- IBADAN"	95,000.00	-
34	LAKE CHAD RESEARCH INSTITUTE MAIDUGURI	6,460,245.00	-
35	"NIGERIA INSTITUTE OF OCEANOGRAPHY AND MARINE RESEARCH"	7,644,346.69	7,729,083.45
36	CONSOLIDATED REVENUE FUND	5,046,345,726,603.28	4,688,723,331,615.83
37	"CENTRE FOR MANAGEMENT DEVELOPMENT DEVELOPMENT"	0.00	2,330,696.35
38	"FEDERAL INSTITUTE OF INDUSTRIAL RESEARCH -OSHODI"	501,400.00	-
39	"NIGERIAN COLLEGE OF AVIATION TECHNOLOGY-ZARIA"	1,453,190.00	-
40	"FEDERAL MINISTRY OF POWER - HQTRS"	0.00	35,210,973.00
41	"NIGERIA ELECTRICITY LIABILITY MANAGEMENT LIMITED"	787,024,371.04	2,616,945,577.08
42	"COUNCIL FOR THE REGULATION OF ENGINEERING IN NIGERIA (COREN)"	351,013,600.00	-



NOTE 11			
OTHER REVENUE -- contd.			
S/N.	MDA	OTHER REVENUE 140701 ₦	OTHER REVENUE 2019 ₦
46	NIGERIA CUSTOMS SERVICES	7,004,271.80	73,656,692.25
LAW & JUSTICES SECTOR			
47	NATIONAL JUDICIAL COUNCIL- ABUJA	33,016,000.00	-
48	SUPREME COURT OF NIGERIA	0.00	8,690,525.67
49	FEDERAL HIGH COURT-ABUJA	184,131.00	2,509,605.80
50	HIGH COURT OF JUSTICE-FCT ABUJA	6,046,310.00	6,046,310.00
51	NATIONAL JUDICIAL INSTITUTE-ABUJA	19,460,847.40	-
SOCIAL SECTOR			
52	"CITIZENSHIP AND LEADERSHIP TRAINING CENTRE"	450,000.00	-
53	FEDERAL MINISTRY OF EDUCATION - HQTRS	6,012,907.48	-
54	"UNIVERSAL BASIC EDUCATION (UBE) COMMISSION"	0.00	450,712.50
55	"NATIONAL BUSINESS AND TECHNICAL EDUCATION BOARD"	2,728,206.80	5,949,127.43
56	FEDERAL POLYTECHNIC MUBI	0.00	64,503,340.74
57	FEDERAL POLYTECHNIC NASARAWA	0.00	15,860,076.54
58	FEDERAL POLYTECHNIC OFFA	0.00	3,782,344.81
59	FEDERAL POLYTECHNIC EDE	3,591,372.50	-
60	FEDERAL POLYTECHNIC AUCHI	97,218,973.49	-
61	FEDERAL POLYTECHNIC NEKEDE	20,007,960.12	-
62	YABA COLLEGE OF TECHNOLOGY	0.00	7,625,797.90
63	"FEDERAL POLYTECHNIC, ILE-OLUJI, ONDO STATE"	5,000.00	-
64	FEDERAL COLLEGE OF EDUCATION GOMBE	5,706,084.03	-
65	FEDERAL COLLEGE OF EDUCATION OBUDU	5,766,338.75	-
66	"NATIONAL UNIVERSITIES COMMISSION SECRETARIAT"	0.00	10,909,701.58
67	UNIVERSITY OF LAGOS	0.00	30,952,165.61
68	AHMADU BELLO UNIVERSITY, ZARIA	202,818,609.03	-
69	UNIVERSITY OF JOS	225,965,623.64	212,231,366.00
70	UNIVERSITY OF ILORIN	42,125,518.93	60,338,303.13
71	FEDERAL UNIVERSITY OF TECHNOLOGY, YOLA	0.00	85,790,045.37
72	BAYERO UNIVERSITY, KANO	40,252,104.95	-
73	"NATIONAL INSTITUTE FOR NIGERIAN LANGUAGES"	169,890.00	545,004.44
74	FEDERAL UNIVERSITY DUTSE	267,315,934.16	348,705,869.43
75	FEDERAL UNIVERSITY DUTSIN-MA	60,242,398.76	-
76	FEDERAL UNIVERSITY KASHERE	0.00	391,190,572.13
77	FSTC MICHKA	3,073,003.42	-
78	"NATIONAL BOARD FOR TECHNICAL EDUCATION"	0.00	12,334,903.43
79	UNIVERSITY OF BENIN TEACHING HOSPITAL	17,999,795.34	-
80	"OBAFEMI AWOLowo UNIVERSITY TEACHING HOSPITAL"	173,434,685.30	-
81	AMINU KANO UNIVERSITY TEACHING HOSPITAL	0.00	2,108,477.00
82	FEDERAL NEURO-PSYCHIATRIC HOSPITAL YABA	3,290,998.47	2,919,793.75
83	"FEDERAL NEURO-PSYCHIATRIC HOSPITAL ABEOKUTA"	7,669,330.34	-
84	FEDERAL PSYCHIATRIC HOSPITAL BENIN CITY	63,441,699.97	11,053,252.74
85	NATIONAL ORTHOPAEDIC HOSPITAL LAGOS	8,759,844.33	706,192.50
86	FEDERAL MEDICAL CENTRE, AZARE BAUCHI	5,894,294.48	-
87	"NIGERIAN INSTITUTE OF MEDICAL RESEARCH, YABA"	5,676,033.11	-
88	"FEDERAL SCHOOL OF OCCUPATIONAL THERAPY, YABA"	0.00	126,120.83



NOTE 11			
OTHER REVENUE -- <i>contd.</i>			
S/N.	MDA	OTHER REVENUE 140701	OTHER REVENUE 2019
		₦	₦
	GRAND-TOTAL	5,049,671,909,009.69	4,702,466,211,175.38





NOTE 12				
TRANSFER TO FUND RECURRENT EXPENDITURE-RECEIPT				
S/N.	MDA	TRANSFER TO FUND RECURRENT EXPENDITURE-RECEIPT	TRANSFER TO NOTE 23	BALANCE
		₦	₦	₦
ADMINISTRATIVE SECTOR				
1	STATE HOUSE - HQTRS	6,043,182,248.17	-6,043,182,248.17	0.00
2	STATE HOUSE OPERATIONS - PRESIDENT	1,871,503,784.51	-1,871,503,784.51	0.00
3	"STATE HOUSE OPERATIONS - VICE PRESIDENT"	620,523,012.85	-620,523,012.85	0.00
4	"OFFICE OF THE CHIEF OF STAFF TO THE PRESIDENT"	13,338,896.97	-13,338,896.97	0.00
5	"OFFICE OF THE CHIEF SECURITY OFFICER TO THE PRESIDENT"	72,843,875.34	-72,843,875.34	0.00
6	STATE HOUSE MEDICAL CENTRE	216,995,892.98	-216,995,892.98	0.00
7	STATE HOUSE LAGOS LIAISON OFFICE	62,326,116.71	-62,326,116.71	0.00
8	OFFICE OF THE SENIOR SPECIAL ASSISTANT TO THE PRESIDENT -NIGER DELTA	64,999,999,996.00	-64,999,999,996.00	0.00
9	"OFFICE OF THE SENIOR SPECIAL ASSISTANT TO THE PRESIDENT - MDGS (OSSAP-MDGS)"	11,294,865,709.48	-11,294,865,709.48	0.00
10	NIPSS, KURU	1,537,447,700.15	-1,537,447,700.15	0.00
11	BUREAU OF PUBLIC ENTERPRISES (BPE)	1,515,658,611.19	-1,515,658,611.19	0.00
12	"ECONOMIC AND FINANCIAL CRIMES COMMISSION (EFCC)"	27,999,949,504.25	-27,999,949,504.25	0.00
13	"NIGERIAN FINANCIAL INTELLIGENCE UNIT (NFIU)"	4,565,242,649.34	-4,565,242,649.34	0.00
14	"BUREAU OF PUBLIC PROCUREMENT (BPP)"	1,207,689,424.12	-1,207,689,424.12	0.00
15	"NIGERIA EXTRACTIVE INDUSTRIES TRANSPARENCY INITIATIVE (NEITI)"	867,822,858.04	-867,822,858.04	0.00
16	"NIGERIA ATOMIC ENERGY COMMISSION & ITS CENTRES"	1,240,948,926.30	-1,240,948,926.30	0.00
17	"OFFICE OF THE CHIEF ECONOMIC ADVISER TO THE PRESIDENT"	28,482,725.50	-28,482,725.50	0.00
18	NASS MANAGEMENT	13,350,584,226.00	-13,350,584,226.00	0.00
19	SENATE	28,834,792,936.10	-28,834,792,936.10	0.00
20	HOUSE OF REPRESENTATIVES	48,339,251,763.79	-48,339,251,763.79	0.00
21	NATIONAL ASSEMBLY COMMISSION	2,635,309,189.65	-2,635,309,189.65	0.00
22	LEGISLATIVE AIDES	9,602,095,928.00	-9,602,095,928.00	0.00
23	SENATE COMMITTEE ON PUBLIC ACCOUNTS	118,881,602.86	-118,881,602.86	0.00
24	HOUSE COMMITTEE ON PUBLIC ACCOUNTS	142,564,984.90	-142,564,984.90	0.00
25	GENERAL SERVICE	8,317,677,693.21	-8,317,677,693.21	0.00
26	"MINISTRY OF DEFENCE - MOD HQTRS"	92,974,772,093.16	-92,974,772,093.16	0.00
27	DEFENCE HEADQUARTERS	42,579,361,861.99	-42,579,361,861.99	0.00
28	"DEFENCE RESEARCH AND DEVELOPMENT BUREAU"	781,956,071.07	-781,956,071.07	0.00
29	NIGERIAN ARMY	418,046,580,553.99	-418,046,580,553.99	0.00
30	NIGERIAN NAVY	110,191,833,169.48	-110,191,833,169.48	0.00
31	NIGERIAN AIRFORCE	102,912,271,132.43	-102,912,271,132.43	0.00
32	"AIRFORCE INSTITUTE OF TECHNOLOGY, KADUNA"	1,729,993,972.07	-1,729,993,972.07	0.00
33	"NIGERIAN DEFENCE ACADEMY (NDA)"	11,385,754,312.05	-11,385,754,312.05	0.00
34	NIGERIAN DEFENCE COLLEGE	8,245,347,927.63	-8,245,347,927.63	0.00
35	"COMMAND AND STAFF COLLEGE, JAJI"	5,792,722,296.41	-5,792,722,296.41	0.00
36	"NIGERIAN ARMED FORCES RESETTLEMENT CENTRE,"	4,272,409,626.42	-4,272,409,626.42	0.00
37	"DEFENCE INDUSTRIES CORPORATION OF NIGERIA (DICON)"	1,369,181,056.24	-1,369,181,056.24	0.00
38	"DEFENCE INTELLIGENCE SCHOOL"	265,300,806.55	-265,300,806.55	0.00
39	"DEFENCE INTELLIGENCE AGENCY"	19,635,473,214.03	-19,635,473,214.03	0.00
40	DEFENCE MISSIONS	15,277,864,793.40	-15,277,864,793.40	0.00
41	MILITARY PENSION BOARD	217,673,948,835.33	-217,673,948,835.33	0.00
42	"DEFENCE SPACE ADMINISTRATION"	964,142,817.77	-964,142,817.77	0.00



NOTE 12				
TRANSFER TO FUND RECURRENT EXPENDITURE-RECEIPT -- contd.				
S/N.	MDA	TRANSFER TO FUND RECURRENT EXPENDITURE-RECEIPT	TRANSFER TO NOTE 23	BALANCE
		₦	₦	₦
43	"MINISTRY OF FOREIGN AFFAIRS - HQTRS"	5,528,367,947.25	-5,528,367,947.25	0.00
44	"NIGERIANS IN DIASPORA COMMISSION (NIDC)"	195,313,770.26	-195,313,770.26	0.00
45	TECHNICAL AIDS CORPS	2,039,952,480.94	-2,039,952,480.94	0.00
46	"FOREIGN SERVICE ACADEMY (FSA)"	32,175,558.75	-32,175,558.75	0.00
47	"INSTITUTE FOR PEACE AND CONFLICT RESOLUTION"	586,244,165.39	-586,244,165.39	0.00
48	"DIRECTORATE OF TECHNICAL COOP. IN AFRICA"	422,180,138.77	-422,180,138.77	0.00
49	"NIGERIAN INSTITUTE OF INTERNATIONAL AFFAIRS, LAGOS"	296,386,060.65	-296,386,060.65	0.00
50	FOREIGN MISSION: ABIDJAN	207,838,902.01	-207,838,902.01	0.00
51	FOREIGN MISSION: ACCRA	415,578,407.69	-415,578,407.69	0.00
52	"FOREIGN MISSION: ADDIS ABABA"	399,744,433.33	-399,744,433.33	0.00
53	FOREIGN MISSION: ALGIERS	348,683,809.50	-348,683,809.50	0.00
54	FOREIGN MISSION: ANKARA	454,008,679.08	-454,008,679.08	0.00
55	FOREIGN MISSION: ATHENS	447,883,626.15	-447,883,626.15	0.00
56	FOREIGN MISSION: ATLANTA	501,462,591.61	-501,462,591.61	0.00
57	FOREIGN MISSION: BAMAKO	262,814,896.26	-262,814,896.26	0.00
58	FOREIGN MISSION: BANGKOK	328,804,444.32	-328,804,444.32	0.00
59	FOREIGN MISSION: BANGUI	170,599,430.27	-170,599,430.27	0.00
60	FOREIGN MISSION: BANJUL	183,429,698.94	-183,429,698.94	0.00
61	FOREIGN MISSION: BATA	492,651,334.62	-492,651,334.62	0.00
62	FOREIGN MISSION: BEIJING	657,733,013.22	-657,733,013.22	0.00
63	FOREIGN MISSION: BEIRUT	407,496,249.26	-407,496,249.26	0.00
64	FOREIGN MISSION: BERLIN	883,313,876.69	-883,313,876.69	0.00
65	FOREIGN MISSION: BERNE	475,037,446.02	-475,037,446.02	0.00
66	FOREIGN MISSION: BISSAU	280,935,475.76	-280,935,475.76	0.00
67	FOREIGN MISSION: BRASILIA	455,889,353.25	-455,889,353.25	0.00
68	FOREIGN MISSION: BRAZAVILLE	295,450,687.72	-295,450,687.72	0.00
69	FOREIGN MISSION: BRUSSELS	472,887,831.00	-472,887,831.00	0.00
70	FOREIGN MISSION:BUCHAREST	460,222,081.82	-460,222,081.82	0.00
71	FOREIGN MISSION: BUEA	295,423,018.18	-295,423,018.18	0.00
72	"FOREIGN MISSION: BUENOS AIRES"	791,108,884.85	-791,108,884.85	0.00
73	"FOREIGN MISSION: BUJUMBURA"	688,728,190.94	-688,728,190.94	0.00
74	FOREIGN MISSION: CAIRO	288,995,809.09	-288,995,809.09	0.00
75	FOREIGN MISSION: CANBERRA	291,031,197.27	-291,031,197.27	0.00
76	FOREIGN MISSION: CARACAS	186,316,685.11	-186,316,685.11	0.00
77	FOREIGN MISSION: CONAKRY	290,083,869.70	-290,083,869.70	0.00
78	FOREIGN MISSION: COTONOU	649,455,894.67	-649,455,894.67	0.00
79	FOREIGN MISSION: DAKAR	314,135,869.90	-314,135,869.90	0.00
80	FOREIGN MISSION:DAMASCUS	340,268,992.75	-340,268,992.75	0.00
81	"FOREIGN MISSION: DAR-ES- SALAAM"	174,078,168.11	-174,078,168.11	0.00
82	FOREIGN MISSION: DOUALA	180,061,345.45	-180,061,345.45	0.00
83	FOREIGN MISSION: DUBLIN	343,319,893.69	-343,319,893.69	0.00
84	FOREIGN MISSION: FREETOWN	349,783,968.62	-349,783,968.62	0.00
85	"FOREIGN MISSION: GABORONE"	506,968,683.75	-506,968,683.75	0.00
86	FOREIGN MISSION: GENEVA	823,334,395.76	-823,334,395.76	0.00



NOTE 12				
TRANSFER TO FUND RECURRENT EXPENDITURE-RECEIPT -- contd.				
S/N.	MDA	TRANSFER TO FUND RECURRENT EXPENDITURE-RECEIPT	TRANSFER TO NOTE 23	BALANCE
		₦	₦	₦
87	FOREIGN MISSION: HANOI	289,613,348.82	-289,613,348.82	0.00
88	FOREIGN MISSION: HARARE	364,463,286.71	-364,463,286.71	0.00
89	FOREIGN MISSION: HAVANA	549,414,167.75	-549,414,167.75	0.00
90	"FOREIGN MISSION: HONGKONG"	269,566,961.75	-269,566,961.75	0.00
91	FOREIGN MISSION:	294,201,318.51	-294,201,318.51	0.00
92	FOREIGN MISSION: JAKARTA	280,989,460.61	-280,989,460.61	0.00
93	FOREIGN MISSION: JEDDAH	387,319,907.90	-387,319,907.90	0.00
94	"FOREIGN MISSION: JOHANNESBURG"	383,088,466.67	-383,088,466.67	0.00
95	FOREIGN MISSION: KAMPALA	348,718,409.81	-348,718,409.81	0.00
96	FOREIGN MISSION: KHARTOUM	236,201,112.12	-236,201,112.12	0.00
97	FOREIGN MISSION: KIEV	384,132,935.78	-384,132,935.78	0.00
98	"FOREIGN MISSION: KIGALI RWANDA"	331,602,030.72	-331,602,030.72	0.00
99	FOREIGN MISSION: KINSHASA	299,223,615.15	-299,223,615.15	0.00
100	FOREIGN MISSION: KUWAIT	289,201,366.73	-289,201,366.73	0.00
101	FOREIGN MISSION: LIBREVILLE	340,853,642.42	-340,853,642.42	0.00
102	FOREIGN MISSION: LISBON	261,511,293.33	-261,511,293.33	0.00
103	FOREIGN MISSION: LOME	438,986,299.13	-438,986,299.13	0.00
104	FOREIGN MISSION: LUANDA	303,189,906.06	-303,189,906.06	0.00
105	FOREIGN MISSION: LUSAKA	309,181,682.50	-309,181,682.50	0.00
106	FOREIGN MISSION: MADRID	511,662,470.89	-511,662,470.89	0.00
107	FOREIGN MISSION: MALABO	355,111,508.69	-355,111,508.69	0.00
108	FOREIGN MISSION: MANILLA	472,838,506.06	-472,838,506.06	0.00
109	FOREIGN MISSION: MAPUTO	295,695,909.69	-295,695,909.69	0.00
110	"FOREIGN MISSION: MEXICO CITY"	558,002,440.57	-558,002,440.57	0.00
111	FOREIGN MISSION: MONROVIA	527,662,832.50	-527,662,832.50	0.00
112	FOREIGN MISSION: MOSCOW	458,351,084.99	-458,351,084.99	0.00
113	FOREIGN MISSION: NAIROBI	626,774,198.11	-626,774,198.11	0.00
114	"FOREIGN MISSION: N'DJAMENA"	363,308,727.61	-363,308,727.61	0.00
115	FOREIGN MISSION: NEW DELHI	421,745,960.69	-421,745,960.69	0.00
116	"FOREIGN MISSION: NEW YORK (CG)"	889,411,600.00	-889,411,600.00	0.00
117	"FOREIGN MISSION: NEW YORK (PM)"	1,045,059,668.04	-1,045,059,668.04	0.00
118	FOREIGN MISSION: NIAMEY	176,701,662.88	-176,701,662.88	0.00
119	"FOREIGN MISSION: NNJC - NIAMEY"	248,396,904.24	-248,396,904.24	0.00
120	FOREIGN MISSION: OTTAWA	574,389,488.83	-574,389,488.83	0.00
121	"FOREIGN MISSION: OUAGADOUGOU"	279,560,974.93	-279,560,974.93	0.00
122	FOREIGN MISSION: PARIS	765,532,039.21	-765,532,039.21	0.00
123	"FOREIGN MISSION: PORT OF SPAIN"	325,602,638.40	-325,602,638.40	0.00
124	FOREIGN MISSION: PRETORIA	490,526,798.45	-490,526,798.45	0.00
125	"FOREIGN MISSION: PYONG YANG"	158,197,388.00	-158,197,388.00	0.00
126	FOREIGN MISSION: RABAT	418,142,616.03	-418,142,616.03	0.00
127	FOREIGN MISSION: RIYADH	355,860,439.95	-355,860,439.95	0.00
128	FOREIGN MISSION: ROME	1,082,905,745.23	-1,082,905,745.23	0.00
129	FOREIGN MISSION: SAO TOME	368,084,666.87	-368,084,666.87	0.00



NOTE 12				
TRANSFER TO FUND RECURRENT EXPENDITURE-RECEIPT -- contd.				
S/N.	MDA	TRANSFER TO FUND RECURRENT EXPENDITURE-RECEIPT	TRANSFER TO NOTE 23	BALANCE
		₦	₦	₦
130	FOREIGN MISSION: SEOUL	537,643,164.89	-537,643,164.89	0.00
131	FOREIGN MISSION: SHANGHAI	547,396,308.39	-547,396,308.39	0.00
132	FOREIGN MISSION: SINGAPORE	385,728,146.37	-385,728,146.37	0.00
133	"FOREIGN MISSION: STOCKHOLM"	235,062,216.64	-235,062,216.64	0.00
134	FOREIGN MISSION: TEHRAN	379,770,433.01	-379,770,433.01	0.00
135	FOREIGN MISSION: TEL AVIV	523,370,254.55	-523,370,254.55	0.00
136	FOREIGN MISSION: THE HAGUE	771,285,546.50	-771,285,546.50	0.00
137	FOREIGN MISSION: TOKYO	941,571,812.03	-941,571,812.03	0.00
138	FOREIGN MISSION: TRIPOLI	284,025,173.95	-284,025,173.95	0.00
139	FOREIGN MISSION: TUNIS	359,825,815.27	-359,825,815.27	0.00
140	FOREIGN MISSION: VIENNA	403,121,945.92	-403,121,945.92	0.00
141	FOREIGN MISSION: WARSAW	229,860,088.71	-229,860,088.71	0.00
142	FOREIGN MISSION: WINDHOEK	173,222,486.64	-173,222,486.64	0.00
143	FOREIGN MISSION: YAOUNDE	415,578,407.69	-415,578,407.69	0.00
144	"FOREIGN MISSION, JUBA, SOUTH SUDAN"	404,126,490.91	-404,126,490.91	0.00
145	FOREIGN MISSIONS, ABU DHAB	519,923,538.16	-519,923,538.16	0.00
146	"FOREIGN MISSION LILONGWE, MALAWI"	237,433,545.69	-237,433,545.69	0.00
147	"FOREIGN MISSION PRAQUE, CZECH REPUBLIC"	548,200,590.69	-548,200,590.69	0.00
148	FOREIGN MISSION VATICAN	195,900,286.66	-195,900,286.66	0.00
149	"CONSULATE GENERAL FRANKFURT, GERMANY"	367,214,575.76	-367,214,575.76	0.00
150	"FOREIGN MISSION DOHA, QATAR"	269,556,722.91	-269,556,722.91	0.00
151	PERMANENT REPRESENTATION, ECOWAS, ABUJA	303,722,643.00	-303,722,643.00	0.00
152	"FOREIGN MISSION GUANGZHOU, CHINA"	317,467,657.95	-317,467,657.95	0.00
153	"FEDERAL MINISTRY OF INFORMATION & CULTURE - HQTRS"	3,474,823,326.99	-3,474,823,326.99	0.00
154	NIGERIAN TELEVISION AUTHORITY	6,278,993,305.22	-6,278,993,305.22	0.00
155	"FEDERAL RADIO CORPORATION OF NIGERIA"	7,534,790,541.04	-7,534,790,541.04	0.00
156	NEWS AGENCY OF NIGERIA	1,614,704,000.80	-1,614,704,000.80	0.00
157	VOICE OF NIGERIA	2,265,586,353.29	-2,265,586,353.29	0.00
158	NIGERIAN FILM CORPORATION	568,662,880.31	-568,662,880.31	0.00
159	NATIONAL BROADCASTING	717,823,397.86	-717,823,397.86	0.00
160	NIGERIA PRESS COUNCIL	245,442,479.06	-245,442,479.06	0.00
161	"NATIONAL FILM AND VIDEO CENSOR BOARD"	917,019,277.77	-917,019,277.77	0.00
162	ADVERTISING PRACTITIONERS OF NIGERIA	332,772,962.02	-332,772,962.02	0.00
163	"NIGERIAN TOURISM DEVELOPMENT CORPORATION"	731,405,823.64	-731,405,823.64	0.00
164	"NATIONAL COMMISSION FOR MUSEUMS AND MONUMENTS"	3,770,679,643.94	-3,770,679,643.94	0.00
165	"NATIONAL COUNCIL OF ARTS AND CULTURE"	1,754,091,851.08	-1,754,091,851.08	0.00
166	"CENTRE FOR BLACK AFRICAN ARTS AND CIVILISATION"	424,960,768.99	-424,960,768.99	0.00
167	NATIONAL TROUPE OF NIGERIA	215,131,118.98	-215,131,118.98	0.00
168	NATIONAL THEATRE	444,091,739.85	-444,091,739.85	0.00
169	NATIONAL GALLERY OF ART	1,881,115,986.71	-1,881,115,986.71	0.00
170	NATIONAL WAR MUSEUM - UMUAHIA	94,407,480.84	-94,407,480.84	0.00
171	NATIONAL INST. OF HOSPITALITY AND TOURISM DEVELOPMENT STUDIES	1,441,722,573.04	-1,441,722,573.04	0.00
172	"NATIONAL INSTITUTE FOR CULTURE RIENTATION"	1,690,269,068.28	-1,690,269,068.28	0.00



NOTE 12				
TRANSFER TO FUND RECURRENT EXPENDITURE-RECEIPT -- contd.				
S/N.	MDA	TRANSFER TO FUND RECURRENT EXPENDITURE-RECEIPT	TRANSFER TO NOTE 23	BALANCE
		₦	₦	₦
173	"INSTITUTE OF ARCHEOLOGY AND MUSEUM STUDIES, JOS"	149,522,368.67	-149,522,368.67	0.00
174	NATIONAL ORIENTATION AGENCY	6,316,737,863.68	-6,316,737,863.68	0.00
175	MINISTRY OF INTERIOR - HQTRS	3,963,664,927.67	-3,963,664,927.67	0.00
176	NIGERIA CORRECTIONAL SERVICE	60,395,604,640.14	-60,395,604,640.14	0.00
177	NIGERIA IMMIGRATION SERVICE	64,654,009,329.52	-64,654,009,329.52	0.00
178	"NIGERIA SECURITY AND CIVIL DEFENCE CORPS"	80,799,779,411.51	-80,799,779,411.51	0.00
179	"CIVIL DEFENCE, IMMIGRATION AND PRISON SERVICE BOARD (CIPB)"	1,225,671,729.85	-1,225,671,729.85	0.00
180	CUSTOM, IMMIGRATION, PRISON PENSION OFFICE (CIPPO)	8,310,999,996.00	-8,310,999,996.00	0.00
181	FEDERAL FIRE SERVICE	8,502,841,482.50	-8,502,841,482.50	0.00
182	"POLICE FORMATIONS AND COMMANDS"	412,065,724,692.98	-412,065,724,692.98	0.00
183	"OFFICE OF THE HEAD OF THE CIVIL SERVICE OF THE FEDERATION - HQTRS"	6,610,475,239.65	-6,610,475,239.65	0.00
184	"FEDERAL GOVT STAFF HOUSING LOANS BOARD"	2,694,224,336.35	-2,694,224,336.35	0.00
185	"ADMINISTRATIVE STAFF COLLEGE OF NIGERIA"	878,058,025.55	-878,058,025.55	0.00
186	"WEST AFRICAN MGT. DEVT. INSTITUTES NETWORK"	20,076,613.90	-20,076,613.90	0.00
187	FEDERAL TRAINING CENTRE,ENUGU	70,244,637.07	-70,244,637.07	0.00
188	FEDERAL TRAINING CENTRE,ILORIN	79,971,962.33	-79,971,962.33	0.00
189	FEDERAL TRAINING CENTRE,KADUNA	74,406,710.14	-74,406,710.14	0.00
190	FEDERAL TRAINING CENTRE,LAGOS	112,928,423.07	-112,928,423.07	0.00
191	FEDERAL TRAINING CENTRE,MAIDUGURI	65,862,270.08	-65,862,270.08	0.00
192	FEDERAL TRAINING CENTRE,CALABAR	62,047,115.22	-62,047,115.22	0.00
193	PUBLIC SERVICE INSTITUTE OF NIGERIA.	292,628,082.21	-292,628,082.21	0.00
194	BUREAU OF PUBLIC SERVICE REFORMS	228,903,889.07	-228,903,889.07	0.00
195	"AUDITOR GENERAL FOR THE FEDERATION"	3,467,258,048.81	-3,467,258,048.81	0.00
196	PUBLIC COMPLAINTS COMMISSION	5,161,232,361.37	-5,161,232,361.37	0.00
197	FEDERAL CIVIL SERVICE COMMISSION	1,152,994,028.45	-1,152,994,028.45	0.00
198	INDEPENDENT NATIONAL ELECTORAL COMMISSION	45,282,854,982.32	-45,282,854,982.32	0.00
199	FEDERAL CHARACTER COMMISSION	2,544,831,513.47	-2,544,831,513.47	0.00
200	"FEDERAL MINISTRY OF POLICE AFFAIRS"	3,408,842,465.22	-3,408,842,465.22	0.00
201	"MINISTRY OF COMMUNICATION TECHNOLOGY HQTRS"	3,453,154,155.71	-3,453,154,155.71	0.00
202	NIGERIA COMMUNICATION SATELLITE	2,535,660,716.49	-2,535,660,716.49	0.00
203	NIPOST	9,094,334,175.33	-9,094,334,175.33	0.00
204	NATIONAL SECURITY ADVISER	24,824,659,482.38	-24,824,659,482.38	0.00
205	"DIRECTORATE OF STATE SECURITY SERVICE"	73,495,718,035.01	-73,495,718,035.01	0.00
206	"NATIONAL INTELLIGENCE AGENCY"	45,910,372,308.85	-45,910,372,308.85	0.00
207	PRESIDENTIAL AIR FLEETS (STATE HOUSE)	2,981,658,697.26	-2,981,658,697.26	0.00
208	"NATIONAL INSTITUTE FOR SECURITY STUDIES"	468,487,217.96	-468,487,217.96	0.00
209	CODE OF CONDUCT TRIBUNAL	645,917,715.56	-645,917,715.56	0.00
210	"INFRASTRUCTURE CONCESSION REGULATORY COMMISSION"	1,044,343,005.48	-1,044,343,005.48	0.00
211	POLICE SERVICE COMMISSION HQTRS	705,910,417.25	-705,910,417.25	0.00
212	"SECRETARY TO THE GOVERNMENT OF THE FEDERATION HQTRS"	9,943,080,756.43	-9,943,080,756.43	0.00
213	LAGOS LIAISON OFFICE	63,439,001.25	-63,439,001.25	0.00
214	"NATIONAL IDENTITY MANAGEMENT COMMISSION"	5,558,477,080.91	-5,558,477,080.91	0.00
215	FEDERAL ROAD SAFETY COMMISSION	41,331,769,965.24	-41,331,769,965.24	0.00



NOTE 12				
TRANSFER TO FUND RECURRENT EXPENDITURE-RECEIPT -- contd.				
S/N.	MDA	TRANSFER TO FUND RECURRENT EXPENDITURE-RECEIPT	TRANSFER TO NOTE 23	BALANCE
		₦	₦	₦
216	PRESIDENTIAL ADVISORY COMMITTEE	4,898,211.55	-4,898,211.55	0.00
217	"NEW PARTNERSHIP FOR AFRICAN DEVELOPMENT"	332,567,089.40	-332,567,089.40	0.00
218	"NATIONAL AGENCY FOR THE CONTROL OF AIDS (NACA)"	969,963,425.05	-969,963,425.05	0.00
219	NATIONAL PENSION COMMISSION	65,967,642,419.10	-65,967,642,419.10	0.00
220	"NATIONAL HAJJ COMMISSION OF NIGERIA"	831,757,460.39	-831,757,460.39	0.00
221	"NIGERIA CHRISTIAN PILGRIM COMMISSION"	1,815,455,332.73	-1,815,455,332.73	0.00
222	SERVICOM	17,212,936.00	-17,212,936.00	0.00
223	"PRESIDENTIAL TECHNICAL COMMITTEE ON LAND REFORMS"	42,313,568.25	-42,313,568.25	0.00
224	"NATIONAL BOUNDARY COMMISSION (NBC) HQTRS"	1,045,360,626.88	-1,045,360,626.88	0.00
225	"BORDER COMMUNITIES DEVELOPMENT AGENCY (BCDA) HQTRS"	437,083,648.20	-437,083,648.20	0.00
226	"FEDERAL MINISTRY OF SPECIAL DUTIES & INTER - GOVERNMENTAL AFFAIRS HQTRS"	369,770,545.15	-369,770,545.15	0.00
227	TERTIARY EDUCATION TRUST FUND	7,650,000,000.00	-7,650,000,000.00	0.00
ECONOMIC SECTOR				
228	"FEDERAL MINISTRY OF AGRICULTURE AND RURAL DEVELOPMENT HQTRS"	7,880,648,656.39	-7,880,648,656.39	0.00
229	"FEDERAL COLLEGE OF PRODUCE INSPECTION AND STORED PRODUCTS TECHNOLOGY, KANO"	375,493,163.96	-375,493,163.96	0.00
230	"AGRICULTURAL RESEARCH AND MANAGEMENT INSTITUTE (ARMTI) - ILORIN"	425,339,520.48	-425,339,520.48	0.00
231	"NATIONAL CENTRE FOR AGRICULTURAL MECHANISATION- ILORIN"	499,674,580.39	-499,674,580.39	0.00
232	"NATIONAL CEREALS RESEARCH INSTITUTE-BADEGGI"	1,164,297,601.43	-1,164,297,601.43	0.00
233	"NATIONAL VETERINARY RESEARCH INSTITUTE-VOM"	2,347,693,081.15	-2,347,693,081.15	0.00
234	"NATIONAL ROOT CROPS RESEARCH INSTITUTE-UMUDIKE"	2,017,730,524.93	-2,017,730,524.93	0.00
235	"NATIONAL INSTITUTE FOR OIL PALM RESEARCH (NIFOR) - BENIN"	1,725,978,573.85	-1,725,978,573.85	0.00
236	"INSTITUTE OF AGRICULTURAL RESEARCH- ZARIA"	913,469,288.07	-913,469,288.07	0.00
237	"NATIONAL ANIMAL PRODUCT RESEARCH INSTITUTE- ZARIA"	845,371,830.31	-845,371,830.31	0.00
238	"NATIONAL HORTICULTURAL RESEARCH INSTITUTE- IBADAN"	1,389,975,052.45	-1,389,975,052.45	0.00
239	"NATIONAL AGRICULTURAL LAND DEVELOPMENT AUTHORITY (NALDA) HQTRS"	60,776,832.00	-60,776,832.00	0.00
240	COCOA RESEARCH INSTITUTE- IBADAN	1,072,946,168.50	-1,072,946,168.50	0.00
241	"INSTITUTE OF AGRICULTURAL RESEARCH AND TRAINING- IBADAN"	1,255,736,657.35	-1,255,736,657.35	0.00
242	RUBBER RESEARCH INSTITUTE- BENIN	1,392,637,908.25	-1,392,637,908.25	0.00
243	"NATIONAL INSTITUTE OF FRESHWATER FISH- NEW BUSSA"	587,913,728.67	-587,913,728.67	0.00
244	"NATIONAL AGRIC. EXTENSION RESEARCH LIAISON SERVICES- ZARIA"	657,434,588.22	-657,434,588.22	0.00
245	VETERINARY COUNCIL OF NIGERIA	114,631,114.23	-114,631,114.23	0.00
246	"FEDERAL COLLEGE OF ANIMAL HEALTH AND PRODUCTION TECHNOLOGY - IBADAN"	1,149,425,179.08	-1,149,425,179.08	0.00
247	FEDERAL COLLEGE OF AGRICULTURE - AKURE	497,108,081.55	-497,108,081.55	0.00
248	"FEDERAL COLLEGE OF AGRICULTURE, MOORE PLANTATION- IBADAN"	596,809,119.50	-596,809,119.50	0.00
249	"FEDERAL COLLEGE OF AGRICULTURE - ISHIAGU"	1,601,948,087.02	-1,601,948,087.02	0.00
250	"FEDERAL COLLEGE OF FRESH WATER FISHERIES TECHNOLOGY - NEW BUSSA"	337,195,942.32	-337,195,942.32	0.00
251	"FEDERAL COLLEGE OF ANIMAL HEALTH AND PRODUCTION TECHNOLOGY - VOM"	679,020,215.37	-679,020,215.37	0.00
252	"COLLEGE OF VETERINARY AND MEDICAL LABORATORY TECHNOLOGY - VOM"	518,261,074.85	-518,261,074.85	0.00
253	"FEDERAL COLLEGE OF FRESH WATER FISHERIES - BAGA"	211,683,697.21	-211,683,697.21	0.00
254	"FEDERAL COLLEGE OF FISHERIES AND MARINE TECHNOLOGY - LAGOS"	693,658,630.18	-693,658,630.18	0.00
255	FEDERAL CO-OPERATIVE COLLEGE- IBADAN	125,172,924.55	-125,172,924.55	0.00
256	FEDERAL CO-OPERATIVE COLLEGE- KADUNA	132,094,526.05	-132,094,526.05	0.00
257	FEDERAL CO-OPERATIVE COLLEGE- OJI RIVER	112,548,732.49	-112,548,732.49	0.00



NOTE 12				
TRANSFER TO FUND RECURRENT EXPENDITURE-RECEIPT -- contd.				
S/N.	MDA	TRANSFER TO FUND RECURRENT EXPENDITURE-RECEIPT	TRANSFER TO NOTE 23	BALANCE
		₦	₦	₦
258	"FEDERAL COLLEGE OF LAND RESOURCES TECHNOLOGY - OWERRI"	371,037,983.25	-371,037,983.25	0.00
259	"FEDERAL COLLEGE OF LAND RESOURCES TECHNOLOGY, KURU - JOS"	258,291,427.31	-258,291,427.31	0.00
260	"FEDERAL COLLEGE OF HORTICULTURE,DADIN-KO WA, GOMBE"	652,310,354.33	-652,310,354.33	0.00
261	NIGERIAN INSTITUTE OF ANIMAL SCIENCE	309,013,905.91	-309,013,905.91	0.00
262	"NIGERIAN INSTITUTE OF SOIL SCIENCE (NISS) HQTRS"	150,710,557.33	-150,710,557.33	0.00
263	"NIGERIA STORED PRODUCTS RESEARCH, ILORIN"	886,667,321.25	-886,667,321.25	0.00
264	NATIONAL AGRICULTURE SEEDS COUNCIL	680,093,601.20	-680,093,601.20	0.00
265	"NIGERIA AGRICULTURAL QUARANTINE SERVICE"	1,272,344,937.40	-1,272,344,937.40	0.00
266	"AGRICULTURAL RESEARCH COUNCIL OF NIGERIA"	490,502,040.60	-490,502,040.60	0.00
267	"OFFICE OF THE PERMANENT REPRESENTATIVE TO FAO"	57,853,068.68	-57,853,068.68	0.00
268	LAKE CHAD RESEARCH INSTITUTE MAIDUGURI	405,650,085.72	-405,650,085.72	0.00
269	"NIGERIA INSTITUTE OF OCEANOGRAPHY AND MARINE RESEARCH"	1,017,255,834.10	-1,017,255,834.10	0.00
270	"FEDERAL UNIVERSITY OF AGRICULTURE, ABEOKUTA"	1,508,740,658.45	-1,508,740,658.45	0.00
271	"FEDERAL UNIVERSITY OF AGRICULTURE, MAKURDI"	1,975,956,821.70	-1,975,956,821.70	0.00
272	"MICHAEL OKPARA UNIVERSITY OF AGRICULTURE, UMUDIKE"	2,442,478,549.58	-2,442,478,549.58	0.00
273	"FEDERAL MINISTRY OF FINANCE, BUDGET AND NATIONAL PLANNING - HQTRS"	5,923,491,403.40	-5,923,491,403.40	0.00
274	DEBT MANAGEMENT OFFICE	744,927,098.48	-744,927,098.48	0.00
275	INVESTMENT AND SECURITIES TRIBUNAL	477,676,750.97	-477,676,750.97	0.00
276	"OFFICE OF THE ACCOUNTANT-GENERAL OF THE FEDERATION"	261,141,791,420.88	-261,141,791,420.88	0.00
277	FPO ABAKALIKI	1,312,779.55	-1,312,779.55	0.00
278	FPO ABEOKUTA	1,312,779.55	-1,312,779.55	0.00
279	FPO ADO-EKITI	1,312,779.55	-1,312,779.55	0.00
280	FPO AKURE	1,312,779.55	-1,312,779.55	0.00
281	FPO ASABA	1,312,779.55	-1,312,779.55	0.00
282	FPO AWKA	1,312,779.55	-1,312,779.55	0.00
283	FPO BAUCHI	1,312,779.55	-1,312,779.55	0.00
284	FPO BENIN	1,312,779.55	-1,312,779.55	0.00
285	FPO BIRNI-KEBI	1,312,779.55	-1,312,779.55	0.00
286	FPO CALABAR	1,312,779.55	-1,312,779.55	0.00
287	FPO DAMATURU	1,312,779.55	-1,312,779.55	0.00
288	FPO DUTSE	1,312,779.55	-1,312,779.55	0.00
289	FPO ENUGU	1,312,779.55	-1,312,779.55	0.00
290	FPO GOMBE	1,312,779.55	-1,312,779.55	0.00
291	FPO GUSUA	1,312,779.55	-1,312,779.55	0.00
292	FPO IBADAN	1,312,779.55	-1,312,779.55	0.00
293	FPO ILORIN	1,312,779.55	-1,312,779.55	0.00
294	FPO JALINGO	1,312,779.55	-1,312,779.55	0.00
295	FPO JOS	1,312,779.55	-1,312,779.55	0.00
296	FPO KADUNA	1,312,779.55	-1,312,779.55	0.00
297	FPO KANO	1,312,779.55	-1,312,779.55	0.00
298	FPO KATSINA	1,312,779.55	-1,312,779.55	0.00
299	FPO LAFIA	1,312,779.55	-1,312,779.55	0.00
300	FPO LAGOS I	1,312,779.55	-1,312,779.55	0.00



NOTE 12				
TRANSFER TO FUND RECURRENT EXPENDITURE-RECEIPT -- contd.				
S/N.	MDA	TRANSFER TO FUND RECURRENT EXPENDITURE-RECEIPT	TRANSFER TO NOTE 23	BALANCE
		₦	₦	₦
301	FPO LAGOS II	1,312,779.55	-1,312,779.55	0.00
302	FPO LOKOJA	1,312,779.55	-1,312,779.55	0.00
303	FPO MAIDUGURI	1,312,779.55	-1,312,779.55	0.00
304	FPO MAKURDI	1,312,779.55	-1,312,779.55	0.00
305	FPO MINNA	261,710,125.55	-261,710,125.55	0.00
306	FPO OSOGBO	1,312,779.55	-1,312,779.55	0.00
307	FPO OWERRI	414,439,156.30	-414,439,156.30	0.00
308	FPO PORT-HARCOURT	1,312,779.55	-1,312,779.55	0.00
309	FPO SOKOTO	1,312,779.55	-1,312,779.55	0.00
310	FPO UMUAHIA	803,061,202.61	-803,061,202.61	0.00
311	FPO UYO	1,312,779.55	-1,312,779.55	0.00
312	FPO YENOGOA	1,312,779.55	-1,312,779.55	0.00
313	SUB-TREASURER OF THE FEDERATION	1,312,779.55	-1,312,779.55	0.00
314	FEDERAL TREASURY ACADEMY OROZO	1,969,169.35	-1,969,169.35	0.00
315	ZONAL OFFICE ENUGU	1,312,779.55	-1,312,779.55	0.00
316	ZONAL OFFICE IBADAN	1,312,779.55	-1,312,779.55	0.00
317	ZONAL OFFICE JOS	1,312,779.55	-1,312,779.55	0.00
318	ZONAL OFFICE KADUNA	1,312,779.55	-1,312,779.55	0.00
319	ZONAL OFFICE MAIDUGURI	1,312,779.55	-1,312,779.55	0.00
320	ZONAL OFFICE PORTHARCOURT	1,312,779.55	-1,312,779.55	0.00
321	"PENSION TRANSITIONAL ARRANGEMENT DEPARTMENT (PTAD) HQTRS"	124,330,027,513.83	-124,330,027,513.83	0.00
322	BUDGET OFFICE OF THE FEDERATION	1,646,423,583.71	-1,646,423,583.71	0.00
323	"CENTRE FOR MANAGEMENT DEVELOPMENT DEVELOPMENT"	1,086,893,951.76	-1,086,893,951.76	0.00
324	NATIONAL BUREAU OF STATISTICS	4,305,518,650.70	-4,305,518,650.70	0.00
325	"NIGERIA INSTITUTE OF SOCIAL AND ECONOMIC RESEARCH"	688,668,409.47	-688,668,409.47	0.00
326	"FEDERAL MINISTRY OF INDUSTRY, TRADE AND INVESTMENT - HQTRS"	1,722,788,644.12	-1,722,788,644.12	0.00
327	"STANDARD ORGANIZATION OF NIGERIA"	2,983,676,644.45	-2,983,676,644.45	0.00
328	"NATIONAL AUTOMOTIVE DESIGN & DEVELOPMENT COUNCIL (NADDC) HQTRS"	443,521,674.67	-443,521,674.67	0.00
329	INDUSTRIAL TRAINING FUND	1,583,390,832.90	-1,583,390,832.90	0.00
330	"NIGERIAN EXPORT PROMOTION COUNCIL"	956,855,443.88	-956,855,443.88	0.00
331	"NIGERIAN EXPORT PROCESSING ZONES AUTHORITY"	907,841,211.02	-907,841,211.02	0.00
332	CONSUMER PROTECTION COUNCIL	732,828,709.15	-732,828,709.15	0.00
333	"LAGOS INTERNATIONAL TRADE FAIR COMPLEX MANAGEMENT BOARD"	137,328,024.54	-137,328,024.54	0.00
334	FEDERAL PRODUCE INSPECTION	67,112,817.70	-67,112,817.70	0.00
335	"EXTERNAL TRADE SECTOR, GENEVA (WTO)"	380,265,002.13	-380,265,002.13	0.00
336	"OIL AND GAS FREE ZONES AUTHORITY, NIGERIA (OGFZA)"	830,674,985.17	-830,674,985.17	0.00
337	"TAFAWA BALEWA SQUARE MANAGEMENT BOARD"	98,658,075.47	-98,658,075.47	0.00
338	"NIGERIA COMMODITY EXCHANGE (NCX)"	210,698,968.69	-210,698,968.69	0.00
339	NIGERIA TRADE OFFICE, TAIWAN	134,533,498.18	-134,533,498.18	0.00
340	NIGERIA TRADE OFFICE, CHINA	121,320,101.94	-121,320,101.94	0.00
341	SMEDAN - H/QTRS	542,431,886.94	-542,431,886.94	0.00
342	"NIGERIAN INVESTMENT PROMOTION COUNCIL HQTRS"	774,545,226.46	-774,545,226.46	0.00
343	"NIGERIA OFFICE FOR TRADE NEGOTIATION (NOTN) ABUJA"	266,757,249.91	-266,757,249.91	0.00



NOTE 12				
TRANSFER TO FUND RECURRENT EXPENDITURE-RECEIPT -- contd.				
S/N.	MDA	TRANSFER TO FUND RECURRENT EXPENDITURE-RECEIPT	TRANSFER TO NOTE 23	BALANCE
		₦	₦	₦
344	"FEDERAL MINISTRY OF LABOUR AND EMPLOYMENT - HQTRS"	3,962,073,541.15	-3,962,073,541.15	0.00
345	INDUSTRIAL ARBITRATION PANEL	1,545,947,474.61	-1,545,947,474.61	0.00
346	"MICHAEL IMODU INSTITUTE OF LABOUR STUDIES"	497,579,010.52	-497,579,010.52	0.00
347	NATIONAL PRODUCTIVITY CENTRE	1,032,271,630.40	-1,032,271,630.40	0.00
348	"NATIONAL DIRECTORATE OF EMPLOYMENT"	31,171,289,939.36	-31,171,289,939.36	0.00
349	GENEVA LABOUR DESK OFFICE	144,770,416.83	-144,770,416.83	0.00
350	"FEDERAL MINISTRY OF SCIENCE AND TECHNOLOGY - HQTRS"	4,148,520,611.05	-4,148,520,611.05	0.00
351	"NATIONAL AGENCY FOR SCIENCE AND ENGINEERING INFRASTRUCTURES HQTRS"	932,264,215.50	-932,264,215.50	0.00
352	"SHEDA SCIENCE AND TECHNOLOGY COMPLEX - ABUJA"	709,500,454.81	-709,500,454.81	0.00
353	"NIGERIA NATURAL MEDICINE DEVELOPMENT AGENCY"	400,556,542.65	-400,556,542.65	0.00
354	"NATIONAL SPACE RESEARCH AND DEVELOPMENT AGENCY - ABUJA"	3,505,513,991.04	-3,505,513,991.04	0.00
355	"CENTRE FOR ATMOSPHERIC RESEARCH - ANYIGBA, KOGI STATE"	822,577,153.33	-822,577,153.33	0.00
356	"ADVANCED SPACE TECHNOLOGY APPLICATION LABORATORY UYO AKWA IBOM STATE"	709,007,971.71	-709,007,971.71	0.00
357	"CENTRE FOR GEODESY AND GEODYNAMICS - TORO BAUCHI STATE"	1,018,999,219.08	-1,018,999,219.08	0.00
358	"AFRICAN REGIONAL CENTRE FOR SPACE EDUCATION - ILE IFE, OSUN STATE"	851,047,872.35	-851,047,872.35	0.00
359	"CENTRE FOR SPACE TRANSPORT PROPULSION - EPE, LAGOS"	1,571,413,468.88	-1,571,413,468.88	0.00
360	"CENTRE FOR BASIC SPACE SCIENCE - NSUKKA,"	1,034,952,352.75	-1,034,952,352.75	0.00
361	"NATIONAL CENTRE FOR REMOTE SENSING - JOS, PLATEAU STATE"	2,104,987,685.50	-2,104,987,685.50	0.00
362	"ZONAL ADVANCE TECHNOLOGY LABORATORY - KANO, KANO STATE"	301,171,935.42	-301,171,935.42	0.00
363	"ADVANCED AIRCRAFT ENGINEERING LABORATORY, GUSAU - ZAMFARA STATE"	293,220,431.65	-293,220,431.65	0.00
364	"ADVANCED AEROSPACE ENGINE LABORATORY, OKA - ONDO STATE"	301,171,936.14	-301,171,936.14	0.00
365	"ADVANCED UNMANNED AERIAL LABORATORY, UBURU - EBONYI STATE"	355,631,154.85	-355,631,154.85	0.00
366	"NASRDA INSTITUTE OF SPACE SCIENCE & ENGINEERING, ABUJA"	377,617,149.17	-377,617,149.17	0.00
367	"ZONAL ADVANCED SPACE TECHNOLOGY APPLICATION, KASHERE - GOMBE STATE"	303,275,419.69	-303,275,419.69	0.00
368	"ZONAL ADVANCE SPACE TECHNOLOGY APPLICATION, LANGTANG , PLATEAU STATE"	317,794,865.31	-317,794,865.31	0.00
369	COOPERATIVE INFORMATION NETWORK	896,354,593.00	-896,354,593.00	0.00
370	"NATIONAL BIOTECHNOLOGY DEVELOPMENT AGENCY - ABUJA"	1,807,663,934.14	-1,807,663,934.14	0.00
371	"BIORESOURCE DEVELOPMENT CENTRE ABUJA, FCT"	312,001,152.18	-312,001,152.18	0.00
372	"BIORESOURCE DEVELOPMENT CENTRE ISANLU, KOGI STATE"	325,844,332.55	-325,844,332.55	0.00
373	"BIORESOURCE DEVELOPMENT CENTRE JALINGO, TARABA STATE"	302,476,699.16	-302,476,699.16	0.00
374	"BIORESOURCE DEVELOPMENT CENTRE KATSINA, KATSINA STATE"	262,770,253.77	-262,770,253.77	0.00
375	"BIORESOURCE DEVELOPMENT CENTRE ODI, BAYELSA STATE"	200,500,525.50	-200,500,525.50	0.00
376	"BIORESOURCE DEVELOPMENT CENTRE OGBOMOSO, OYO STATE"	248,214,928.96	-248,214,928.96	0.00
377	"BIORESOURCE DEVELOPMENT CENTRE OWODE, OGUN STATE"	269,311,452.08	-269,311,452.08	0.00
378	"BIORESOURCE DEVELOPMENT CENTRE AROCHUKWU, ABIA STATE"	219,458,895.68	-219,458,895.68	0.00
379	"BIORESOURCE DEVELOPMENT CENTRE KANO, KANO STATE"	206,079,845.48	-206,079,845.48	0.00
380	"BIORESOURCE DEVELOPMENT CENTRE - EFFRAYA, CROSS RIVER STATE"	78,693,857.61	-78,693,857.61	0.00
381	"AQUATIC BIORESOURCES TRAINING CENTRE IDAH KOGI STATE"	60,373,917.70	-60,373,917.70	0.00
382	"AQUATIC BIORESOURCES TRAINING CENTRE TUNARI TARABA STATE"	74,384,143.79	-74,384,143.79	0.00
383	"AQUATIC BIORESOURCES TRAINING CENTRE ADIABO IKOT MBO OTU CROSS RIVER STATE"	73,186,257.83	-73,186,257.83	0.00
384	"BIORESOURCE DEVELOPMENT CENTRE DAPCHI, YOBE STATE"	43,859,017.50	-43,859,017.50	0.00
385	"BIORESOURCE DEVELOPMENT CENTRE DIKWA BORNO STATE"	65,306,404.25	-65,306,404.25	0.00
386	"BIORESOURCE DEVELOPMENT CENTRE BILIRI GOMBE STATE"	61,108,002.62	-61,108,002.62	0.00



NOTE 12				
TRANSFER TO FUND RECURRENT EXPENDITURE-RECEIPT -- contd.				
S/N.	MDA	TRANSFER TO FUND RECURRENT EXPENDITURE-RECEIPT	TRANSFER TO NOTE 23	BALANCE
		₦	₦	₦
387	"BIORESOURCE DEVELOPMENT CENTRE CHIBOK, BORNO STATE"	76,544,980.86	-76,544,980.86	0.00
388	"BIORESOURCE DEVELOPMENT CENTRE, LANGTANG PLATEAU STATE"	53,936,831.26	-53,936,831.26	0.00
389	"BIORESOURCE DEVELOPMENT CENTRE MAKURDI, BENUE STATE"	60,421,144.40	-60,421,144.40	0.00
390	"BIORESOURCE DEVELOPMENT CENTRE, MICHKA ADAMAWA STATE"	79,520,954.10	-79,520,954.10	0.00
391	"BIORESOURCE DEVELOPMENT CENTRE, ILORIN KWARA STATE"	70,603,664.06	-70,603,664.06	0.00
392	"BIORESOURCE DEVELOPMENT CENTRE, ABAGANA ANAMBRA STATE"	70,493,827.29	-70,493,827.29	0.00
393	"BIORESOURCE DEVELOPMENT CENTRE, OKA AKOKO ONDO STATE"	58,695,365.55	-58,695,365.55	0.00
394	"BIORESOURCE DEVELOPMENT CENTRE, BOGORO, BAUCHI STATE"	43,057,314.26	-43,057,314.26	0.00
395	"BIORESOURCE DEVELOPMENT CENTRE, UBULU-UKU, DELTA STATE"	67,042,225.69	-67,042,225.69	0.00
396	"BIORESOURCE DEVELOPMENT CENTRE, UBURU EBONYI STATE"	52,400,674.08	-52,400,674.08	0.00
397	"BOARD FOR TECHNOLOGY BUSINESS INCUBATOR CENTRE - ABUJA"	379,704,770.16	-379,704,770.16	0.00
398	NORTH WEST ZONAL OFFICE, KANO	6,077,684.65	-6,077,684.65	0.00
399	SOUTH WEST ZONAL OFFICE, LAGOS	6,077,684.65	-6,077,684.65	0.00
400	SOUTH SOUTH ZONAL OFFICE, BENIN	6,077,684.65	-6,077,684.65	0.00
401	"TECHNOLOGY BUSINESS INCUBATOR CENTRE - AGEGE"	126,967,102.77	-126,967,102.77	0.00
402	"TECHNOLOGY BUSINESS INCUBATOR CENTRE - ABA"	60,704,417.05	-60,704,417.05	0.00
403	"TECHNOLOGY BUSINESS INCUBATORCENTRE - KANO"	89,148,102.74	-89,148,102.74	0.00
404	"TECHNOLOGY BUSINESS INCUBATOR CENTRE - NNEWI"	70,775,033.99	-70,775,033.99	0.00
405	"TECHNOLOGY BUSINESS INCUBATOR CENTRE - CALABAR"	58,964,592.20	-58,964,592.20	0.00
406	"TECHNOLOGY BUSINESS INCUBATOR CENTRE - MINNA"	85,354,052.48	-85,354,052.48	0.00
407	"TECHNOLOGY BUSINESS INCUBATOR CENTRE - WARRI"	52,288,444.31	-52,288,444.31	0.00
408	"TECHNOLOGY BUSINESS INCUBATOR CENTRE - MAIDUGURI"	62,427,861.17	-62,427,861.17	0.00
409	"TECHNOLOGY BUSINESS INCUBATOR CENTRE - GUSAU"	80,784,557.77	-80,784,557.77	0.00
410	"TECHNOLOGY BUSINESS INCUBATOR CENTRE - SOKOTO"	56,195,044.70	-56,195,044.70	0.00
411	"TECHNOLOGY BUSINESS INCUBATOR CENTRE - UYO"	49,178,722.30	-49,178,722.30	0.00
412	"TECHNOLOGY BUSINESS INCUBATOR CENTRE - B/ KEBBI"	46,328,017.23	-46,328,017.23	0.00
413	"TECHNOLOGY BUSINESS INCUBATOR CENTRE - IGBOTAKO"	49,678,142.96	-49,678,142.96	0.00
414	"TECHNOLOGY BUSINESS INCUBATOR CENTRE - BAUCHI"	78,746,604.96	-78,746,604.96	0.00
415	"TECHNOLOGY BUSINESS INCUBATOR CENTRE - IBADAN"	84,778,853.47	-84,778,853.47	0.00
416	"TECHNOLOGY BUSINESS INCUBATORCENTRE - BENIN"	68,997,358.69	-68,997,358.69	0.00
417	"TECHNOLOGY BUSINESS INCUBATOR CENTRE - OKWE ONUIMO"	52,697,685.38	-52,697,685.38	0.00
418	"TECHNOLOGY BUSINESS INCUBATOR CENTRE - ABEOKUTA"	121,766,769.55	-121,766,769.55	0.00
419	"TECHNOLOGY BUSINESS INCUBATOR CENTRE - YOLA"	42,505,550.56	-42,505,550.56	0.00
420	"TECHNOLOGY BUSINESS INCUBATOR CENTRE - JOS"	71,788,954.11	-71,788,954.11	0.00
421	"TECHNOLOGY BUSINESS INCUBATOR CENTRE - YENEGOA"	44,690,898.71	-44,690,898.71	0.00
422	"NATIONAL CENTRE FOR GENETIC RESEARCH AND BIOTECHNOLOGY - IBADAN"	360,166,884.66	-360,166,884.66	0.00
423	"ELECTRONICS DEVELOPMENT INSTITUTE (ELDI), AWKA"	297,957,141.08	-297,957,141.08	0.00
424	"NATIONAL CENTRE FOR TECHNOLOGY MANAGEMENT, HQTRS, ILE IFE"	609,111,439.08	-609,111,439.08	0.00
425	"REGIONAL CENTRE FOR TECHNOLOGY MANAGEMENT (NACETEM - LAGOS)"	14,730,455.25	-14,730,455.25	0.00
426	"NATIONAL ENGINEERING DESIGN AND DEVELOPMENT CENTRE -NNEWI"	341,863,630.94	-341,863,630.94	0.00
427	"CENTRE FOR SATELLITE TECHNOLOGY DEVELOPMENT - ABUJA"	1,485,582,436.19	-1,485,582,436.19	0.00
428	"NIGERIAN BUILDING AND ROAD RESEARCH INSTITUTE - LAGOS"	1,026,240,212.23	-1,026,240,212.23	0.00
429	PROJECT DEVELOPMENT INSTITUTE - ENUGU	862,345,883.71	-862,345,883.71	0.00



NOTE 12				
TRANSFER TO FUND RECURRENT EXPENDITURE-RECEIPT -- contd.				
S/N.	MDA	TRANSFER TO FUND RECURRENT EXPENDITURE-RECEIPT	TRANSFER TO NOTE 23	BALANCE
		₦	₦	₦
430	"NATIONAL OFFICE OF TECHNOLOGY ACQUISITION AND PROMOTION - ABUJA"	385,719,245.61	-385,719,245.61	0.00
431	"NATIONAL RESEARCH INSTITUTE FOR CHEMICAL TECHNOLOGY -ZARIA"	981,036,452.06	-981,036,452.06	0.00
432	"NIGERIAN INSTITUTE FOR TRYPANOSOMIASIS RESEARCH - KADUNA"	1,551,076,307.24	-1,551,076,307.24	0.00
433	"FEDERAL INSTITUTE OF INDUSTRIAL RESEARCH -OSHODI"	1,863,724,476.20	-1,863,724,476.20	0.00
434	"SCIENCE EQUIPMENT DEVELOPMENT INSTITUTE- ENUGU"	1,003,156,874.44	-1,003,156,874.44	0.00
435	"HYDRAULIC EQUIPMENT RESEARCH INSTITUTE - KANO"	295,898,215.16	-295,898,215.16	0.00
436	"ENGINEERING MATERIALS DEVELOPMENT INSTITUTE - AKURE"	385,472,910.42	-385,472,910.42	0.00
437	"NIGERIA INSTITUTE OF LEATHER AND SCIENCE TECHNOLOGY (NILEST) HQTRS"	1,188,488,173.22	-1,188,488,173.22	0.00
438	"HEAVY LEATHER MANUFACTURE CENTRE, MAIDUGURI"	30,289,589.21	-30,289,589.21	0.00
439	"LIGHT LEATHER MANUFACTURE CENTRE, SOKOTO"	27,432,718.94	-27,432,718.94	0.00
440	"RAW HIDES & SKIN IMPROVEMENT CENTRE, JOS"	57,431,980.85	-57,431,980.85	0.00
441	"EFFLUENT & POLLUTION MONITORING CENTRE, KANO"	64,624,716.15	-64,624,716.15	0.00
442	"NIGERIA INSTITUTE FOR SCIENCE LABORATORY TECHNOLOGY - IBADAN"	265,030,242.95	-265,030,242.95	0.00
443	"POWER EQUIPMENT AND ELECTRICAL MACHINERY DEVELOPMENT CENTRE - OKENE"	277,635,349.88	-277,635,349.88	0.00
444	"SCIENCE EQUIPMENT DEVELOPMENT INTITUTE - MINNA"	506,201,293.46	-506,201,293.46	0.00
445	"TECHNOLOGY BUSINESS INCUBATOR CENTRE - ILORIN"	71,808,051.49	-71,808,051.49	0.00
446	"TECHNOLOGY BUSINESS INCUBATOR CENTRE - TARABA"	46,036,659.91	-46,036,659.91	0.00
447	"TECHNOLOGY BUSINESS INCUBATOR CENTRE - KADUNA"	100,358,998.51	-100,358,998.51	0.00
448	"PROTOTYPE ENGINEERING DEVELOPMENT INSTITUTE , ILESHA"	347,033,394.39	-347,033,394.39	0.00
449	"ADVANCE MANUFACTURING TECHNOLOGY PROGRAMME, TARABA"	169,401,338.14	-169,401,338.14	0.00
450	SOKOTO ENERGY RESEARCH	9,976,164.45	-9,976,164.45	0.00
451	"CENTRE FOR ENERGY RESEARCH AND DEVELOPMENT, NSUKA"	10,141,075.10	-10,141,075.10	0.00
452	"NATIONAL CENTRE FOR ENERGY EFFICIENCY AND CONSERVATIVE,UNIVERSITY OF LAGOS."	7,293,220.45	-7,293,220.45	0.00
453	"NATIONAL CENTRE FOR HYDROPOWER RESEARCH AND DEVELOPMENT ,UNIVERSITY OF ILORIN"	13,478,472.55	-13,478,472.55	0.00
454	"NATIONAL CENTRE FOR ENERGY AND ENVIRONMENT ,UNIVERSITY OF BENIN"	11,885,784.05	-11,885,784.05	0.00
455	"TECHNOLOGY BUSINESS INCUBATOR - ENUGU"	70,336,487.02	-70,336,487.02	0.00
456	ENERGY COMMISSION OF NIGERIA	1,589,948,126.63	-1,589,948,126.63	0.00
457	"NATIONAL CENTRE FOR PETROLEUM RESEARCH AND DEVELOPMENT (NCPRD), ABUBAKAR TAFAWA BALEWA NIVERSITY BAUCHI"	15,543,741.65	-15,543,741.65	0.00
458	"TECHNOLOGY BUSINESS INCUBATION CENTRE ADO-EKITI"	65,692,647.06	-65,692,647.06	0.00
459	"TECHNOLOGY BUSINESS INCUBATION CENTRE ILE-IFE"	46,530,118.25	-46,530,118.25	0.00
460	"FEDERAL MINISTRY OF TRANSPORT - HQTRS"	7,811,477,513.33	-7,811,477,513.33	0.00
461	"NIGERIAN INSTITUTE OF TRANSPORT TECHNOLOGY"	1,068,511,952.21	-1,068,511,952.21	0.00
462	NIGERIAN RAILWAY	7,163,832,715.41	-7,163,832,715.41	0.00
463	"NATIONAL INLAND WATERWAYS AUTHORITY"	873,400,473.07	-873,400,473.07	0.00
464	MARITIME ACADEMY, ORON	1,009,342,364.72	-1,009,342,364.72	0.00
465	"COUNCIL FOR THE REGULATION OF FREIGHT FORWARDING IN NIGERIA"	432,267,477.87	-432,267,477.87	0.00
466	FEDERAL MINISTRY OF AVIATION	670,090,114.80	-670,090,114.80	0.00
467	"NIGERIAN COLLEGE OF AVIATION TECHNOLOGY-ZARIA"	1,600,452,387.11	-1,600,452,387.11	0.00
468	NIGERIAN METEOROLOGICAL AGENCY	3,719,652,027.99	-3,719,652,027.99	0.00
469	ACCIDENT AND INVESTIGATION BUREAU	96,878,272.00	-96,878,272.00	0.00
470	"FEDERAL MINISTRY OF POWER - HQTRS"	2,255,059,628.85	-2,255,059,628.85	0.00
471	"NATIONAL RURAL ELECTRIFICATION AGENCY"	1,008,357,659.12	-1,008,357,659.12	0.00
472	"NIGERIAN ELECTRICITY MANAGEMENT SERVICES AGENCY (NEMSA) HQTRS"	1,713,683,022.60	-1,713,683,022.60	0.00



NOTE 12				
TRANSFER TO FUND RECURRENT EXPENDITURE-RECEIPT -- contd.				
S/N.	MDA	TRANSFER TO FUND RECURRENT EXPENDITURE-RECEIPT	TRANSFER TO NOTE 23	BALANCE
		₦	₦	₦
473	"NATIONAL POWER TRAINING INSTITUTE"	808,428,536.48	-808,428,536.48	0.00
474	"NIGERIA ELECTRICITY LIABILITY MANAGEMENT LIMITED"	333,807,829.83	-333,807,829.83	0.00
475	"FEDERAL MINISTRY OF WORKS AND HOUSING"	9,240,533,644.47	-9,240,533,644.47	0.00
476	"COUNCIL FOR THE REGULATION OF ENGINEERING IN NIGERIA (COREN)"	216,707,578.56	-216,707,578.56	0.00
477	SURVEY COUNCIL OF NIGERIA	128,005,029.88	-128,005,029.88	0.00
478	"MINISTRY OF PETROLEUM RESOURCES HQTRS"	1,137,803,300.30	-1,137,803,300.30	0.00
479	"DEPARTMENT OF PETROLEUM RESOURCES"	37,358,503,632.71	-37,358,503,632.71	0.00
480	PETROLEUM TRAINING INSTITUTE	15,013,861,919.15	-15,013,861,919.15	0.00
481	"PETROLEUM PRODUCTS PRICING REGULATORY AGENCY (PPRA)"	11,212,938,220.96	-11,212,938,220.96	0.00
482	"NIGERIA NUCLEAR REGULATORY AUTHORITY"	17,717,778,649.96	-17,717,778,649.96	0.00
483	"MINISTRY OF MINES AND STEEL DEVELOPMENT- HQTRS"	4,527,992,371.17	-4,527,992,371.17	0.00
484	"COUNCIL OF NIGERIAN MINING ENGINEERS AND GEOSCIENCES"	48,687,710.31	-48,687,710.31	0.00
485	"NIGERIAN GEOLOGICAL SURVEY AGENCY."	1,297,101,134.28	-1,297,101,134.28	0.00
486	"NATIONAL STEEL RAW MATERIALS EXPLORATION AGENCY, KADUNA"	577,108,505.86	-577,108,505.86	0.00
487	"NATIONAL METALLURGICAL DEVELOPMENT CENTRE, JOS"	655,881,077.84	-655,881,077.84	0.00
488	"METALLURGICAL TRAINING INSTITUTE, ONITSHA"	412,114,900.83	-412,114,900.83	0.00
489	"NATIONAL IRON ORE MINING PROJECT - ITAKPE"	2,129,897,503.04	-2,129,897,503.04	0.00
490	"NIGERIA INSTITUTE OF MINING AND GEOSCIENCE"	356,160,053.80	-356,160,053.80	0.00
491	"NIGERIA MINING CADASTRE OFFICE & CENTRES"	236,776,051.73	-236,776,051.73	0.00
492	AJAOKUTA STEEL COMPANY LIMITED	4,371,521,451.88	-4,371,521,451.88	0.00
493	"SOLID MINERAL DEVELOPMENT FUND OFFICE"	68,741,703.39	-68,741,703.39	0.00
494	"NATIONAL SALARIES, INCOMES AND WAGES COMMISSION"	736,739,793.65	-736,739,793.65	0.00
495	"REVENUE MOBILIZATION, ALLOCATION, AND FISCAL COMMISSION"	2,095,017,330.13	-2,095,017,330.13	0.00
496	FISCAL RESPONSIBILITY COMMISSION	260,810,340.79	-260,810,340.79	0.00
497	"FEDERAL MINISTRY OF WATER RESOURCES - HQTRS"	1,752,440,017.35	-1,752,440,017.35	0.00
498	"NIGERIA HYDROLOGICAL SERVICE AGENCY"	343,363,590.57	-343,363,590.57	0.00
499	ANAMBRA/ IMO RBDA	564,400,895.18	-564,400,895.18	0.00
500	BENIN/ OWENA RBDA	415,887,313.38	-415,887,313.38	0.00
501	CHAD BASIN RBDA	416,239,420.75	-416,239,420.75	0.00
502	CROSS RIVER RBDA	461,593,068.40	-461,593,068.40	0.00
503	HADEJIA-JAMA'ARE RBDA	497,501,499.50	-497,501,499.50	0.00
504	LOWER BENUE RBDA	456,103,110.51	-456,103,110.51	0.00
505	LOWER NIGER RBDA	564,451,157.80	-564,451,157.80	0.00
506	NIGER DELTA RBDA	658,676,560.66	-658,676,560.66	0.00
507	OGUN/ OSUN RBDA	358,804,390.10	-358,804,390.10	0.00
508	SOKOTO RIMA RBDA	418,431,258.98	-418,431,258.98	0.00
509	UPPER BENUE RBDA	434,161,722.23	-434,161,722.23	0.00
510	UPPER NIGER RBDA	403,063,603.99	-403,063,603.99	0.00
511	"NATIONAL WATER RESOURCES INSTITUTE- KADUNA"	433,346,424.20	-433,346,424.20	0.00
512	"NIGERIA INTEGRATED WATER MANAGEMENT COMMISSION"	207,577,425.80	-207,577,425.80	0.00
513	NIGERIA CUSTOMS SERVICES	92,883,026,954.42	-92,883,026,954.42	0.00



NOTE 12				
TRANSFER TO FUND RECURRENT EXPENDITURE-RECEIPT -- contd.				
S/N.	MDA	TRANSFER TO FUND RECURRENT EXPENDITURE-RECEIPT	TRANSFER TO NOTE 23	BALANCE
		₦	₦	₦
LAW & JUSTICES SECTOR				
514	NATIONAL JUDICIAL COUNCIL- ABUJA	12,939,938,604.36	-12,939,938,604.36	0.00
515	SUPREME COURT OF NIGERIA	6,812,300,227.51	-6,812,300,227.51	0.00
516	COURT OF APPEAL	9,963,375,746.91	-9,963,375,746.91	0.00
517	FEDERAL HIGH COURT-ABUJA	9,630,174,829.04	-9,630,174,829.04	0.00
518	HIGH COURT OF JUSTICE-FCT ABUJA	7,302,440,895.12	-7,302,440,895.12	0.00
519	SHARIA COURT OF APPEAL-ABUJA	2,587,155,623.06	-2,587,155,623.06	0.00
520	CUSTOMARY COURT OF APPEAL-ABUJA	3,891,827,799.97	-3,891,827,799.97	0.00
521	NATIONAL INDUSTRIAL COURT	7,066,560,252.68	-7,066,560,252.68	0.00
522	NATIONAL JUDICIAL INSTITUTE-ABUJA	2,364,410,454.54	-2,364,410,454.54	0.00
523	JUDICIARY SERVICE COMMITTEE-FCT ABUJA	2,352,100,788.73	-2,352,100,788.73	0.00
524	FEDERAL JUDICIARY SERVICE COMMISSION-ABUJA	2,020,124,325.14	-2,020,124,325.14	0.00
525	"FEDERAL MINISTRY OF JUSTICE - HQTRS"	5,813,090,254.96	-5,813,090,254.96	0.00
526	"NIGERIAN LAW REFORM COMMISSION"	362,583,779.33	-362,583,779.33	0.00
527	LEGAL AID COUNCIL	2,245,573,683.78	-2,245,573,683.78	0.00
528	COUNCIL OF LEGAL EDUCATION	1,350,251,964.33	-1,350,251,964.33	0.00
529	"NIGERIA INSTITUTE OF ADVANCED LEGAL STUDIES"	704,588,691.35	-704,588,691.35	0.00
530	"NATIONAL HUMAN RIGHTS COMMISSION"	2,020,910,677.11	-2,020,910,677.11	0.00
531	"REGIONAL CENTRE FOR INT'L COMMERCIAL ARBITRATION"	70,380,685.40	-70,380,685.40	0.00
532	"NATIONAL DRUG LAW ENFORCEMENT AGENCY"	9,203,936,110.34	-9,203,936,110.34	0.00
533	NIGERIAN COPYRIGHT COMMISSION	582,395,263.81	-582,395,263.81	0.00
534	"NATIONAL AGENCY FOR THE PROHIBITION OF TRAFFIC IN PERSONS"	2,012,875,869.80	-2,012,875,869.80	0.00
535	"INDEPENDENT CORRUPT PRACTICES AND RELATED OFFENCES COMMISSION"	7,616,692,184.35	-7,616,692,184.35	0.00
536	CODE OF CONDUCT BUREAU	2,088,328,510.91	-2,088,328,510.91	0.00
REGIONAL SECTOR				
537	"FEDERAL MINISTRY OF NIGER DELTA HQTRS"	1,676,173,923.20	-1,676,173,923.20	0.00
538	"NIGER DELTA DEVELOPMENT COMMISSION"	45,947,397,565.98	-45,947,397,565.98	0.00
SOCIAL SECTOR				
539	"FEDERAL MINISTRY OF YOUTH & SPORTS DEVELOPMENT - HQTRS"	5,673,127,962.55	-5,673,127,962.55	0.00
540	"CITIZENSHIP AND LEADERSHIP TRAINING CENTRE"	1,211,320,960.72	-1,211,320,960.72	0.00
541	"NATIONAL YOUTH SERVICE CORPS (NYSC)"	156,454,900,752.99	-156,454,900,752.99	0.00
542	NIGERIA FOOTBALL FEDERATION	662,043,669.92	-662,043,669.92	0.00
543	NIGERIA INSTITUTE FOR SPORTS (NIS)	445,393,218.18	-445,393,218.18	0.00
544	"FEDERAL MINISTRY OF WOMEN AFFAIRS - HQTRS"	1,296,352,314.87	-1,296,352,314.87	0.00
545	"NATIONAL CENTRE FOR WOMEN DEVELOPMENT"	377,077,697.10	-377,077,697.10	0.00
546	FEDERAL MINISTRY OF EDUCATION - HQTRS	7,544,960,427.71	-7,544,960,427.71	0.00
547	"WEST AFRICAN EXAMINATION COUNCIL (INTERNATIONAL)"	573,293,715.38	-573,293,715.38	0.00
548	JOINT ADMISSIONS MATRICULATION BOARD	3,192,717,513.42	-3,192,717,513.42	0.00
549	"WEST AFRICAN EXAMINATION COUNCIL (LOCAL)"	2,912,021,454.45	-2,912,021,454.45	0.00
550	"NATIONAL INSTITUTE FOR EDUCATION PLANNING & ADMINISTRATION"	548,419,119.84	-548,419,119.84	0.00
551	NATIONAL LIBRARY OF NIGERIA	1,221,274,570.07	-1,221,274,570.07	0.00
552	NATIONAL EXAMINATIONS COUNCIL	7,487,056,102.51	-7,487,056,102.51	0.00
553	MASS LITERACY COUNCIL	1,029,166,265.90	-1,029,166,265.90	0.00



NOTE 12				
TRANSFER TO FUND RECURRENT EXPENDITURE-RECEIPT -- contd.				
S/N.	MDA	TRANSFER TO FUND RECURRENT EXPENDITURE-RECEIPT	TRANSFER TO NOTE 23	BALANCE
		₦	₦	₦
554	NOMADIC EDUCATION COMMISSION	724,095,735.80	-724,095,735.80	0.00
555	"NATIONAL EDUCATION RESEARCH & DEVELOPMENT COUNCIL"	898,975,898.68	-898,975,898.68	0.00
556	"NATIONAL BUSINESS AND TECHNICAL EDUCATION BOARD"	1,404,682,517.35	-1,404,682,517.35	0.00
557	"TEACHERS REGISTRATION COUNCIL OF NIGERIA"	1,210,877,032.65	-1,210,877,032.65	0.00
558	"COMPUTER REGISTRATION COUNCIL OF NIGERIA"	178,060,764.70	-178,060,764.70	0.00
559	"NATIONAL COMMISSION FOR COLLEGE EDUCATION SECRETARIAT"	886,382,099.76	-886,382,099.76	0.00
560	NATIONAL TEACHERS INSTITUTE	1,424,765,678.22	-1,424,765,678.22	0.00
561	FEDERAL POLYTECHNIC ADO-EKITI	1,308,456,401.70	-1,308,456,401.70	0.00
562	FEDERAL POLYTECHNIC BAUCHI	1,342,581,085.62	-1,342,581,085.62	0.00
563	FEDERAL POLYTECHNIC BIDA	1,747,895,321.72	-1,747,895,321.72	0.00
564	FEDERAL POLYTECHNIC IDAH	1,070,913,521.56	-1,070,913,521.56	0.00
565	FEDERAL POLYTECHNIC KAURA-NAMODA	1,300,483,416.83	-1,300,483,416.83	0.00
566	FEDERAL POLYTECHNIC MUBI	1,648,344,605.66	-1,648,344,605.66	0.00
567	FEDERAL POLYTECHNIC NASARAWA	1,308,456,401.70	-1,308,456,401.70	0.00
568	"AKANU IBIAM FEDERAL POLYTECHNIC, UNWANA - AFIKPO"	4,691,301,287.82	-4,691,301,287.82	0.00
569	FEDERAL POLYTECHNIC KADUNA	3,263,887,611.28	-3,263,887,611.28	0.00
570	FEDERAL POLYTECHNIC OFFA	1,277,681,874.62	-1,277,681,874.62	0.00
571	FEDERAL POLYTECHNIC EDE	942,426,029.75	-942,426,029.75	0.00
572	FEDERAL POLYTECHNIC AUCHI	4,755,695,834.99	-4,755,695,834.99	0.00
573	FEDERAL POLYTECHNIC NEKEDE	1,622,852,683.49	-1,622,852,683.49	0.00
574	FEDERAL POLYTECHNIC OKO	2,183,851,350.10	-2,183,851,350.10	0.00
575	FEDERAL POLYTECHNIC DAMATURU	560,710,496.70	-560,710,496.70	0.00
576	FEDERAL POLYTECHNIC HUSSAINI ADAMU	426,642,852.66	-426,642,852.66	0.00
577	FEDERAL POLYTECHNIC GWANDU	1,190,471,831.54	-1,190,471,831.54	0.00
578	FEDERAL POLYTECHNIC ILARO	898,413,665.59	-898,413,665.59	0.00
579	YABA COLLEGE OF TECHNOLOGY	1,989,317,182.64	-1,989,317,182.64	0.00
580	FEDERAL POLYTECHNIC BALI	618,745,773.72	-618,745,773.72	0.00
581	FEDERAL POLYTECHNIC EKOWE	606,875,225.14	-606,875,225.14	0.00
582	FEDERAL POLYTECHNIC BONNY	327,294,354.71	-327,294,354.71	0.00
583	FEDERAL POLYTECHNIC UKANA	128,749,365.74	-128,749,365.74	0.00
584	"NATIONAL INSTITUTE FOR CONSTRUCTION TECHNOLOGY UROMI, EDO STATE"	221,754,839.87	-221,754,839.87	0.00
585	"FEDERAL POLYTECHNIC, ILE-OLUJI, ONDO STATE"	236,098,174.89	-236,098,174.89	0.00
586	FEDERAL COLLEGE OF EDUCATION ABEOKUTA	820,552,133.49	-820,552,133.49	0.00
587	FEDERAL COLLEGE OF EDUCATION AKOKA	667,930,590.75	-667,930,590.75	0.00
588	FEDERAL COLLEGE OF EDUCATION ASABA	871,773,196.25	-871,773,196.25	0.00
589	FEDERAL COLLEGE OF EDUCATION BICHI	890,929,271.19	-890,929,271.19	0.00
590	FEDERAL COLLEGE OF EDUCATION GOMBE	928,536,070.60	-928,536,070.60	0.00
591	FEDERAL COLLEGE OF EDUCATION GUSAU	497,597,281.60	-497,597,281.60	0.00
592	FEDERAL COLLEGE OF EDUCATION KANO	886,765,299.61	-886,765,299.61	0.00
593	FEDERAL COLLEGE OF EDUCATION KATSINA	635,873,706.30	-635,873,706.30	0.00
594	"FEDERAL COLLEGE OF EDUCATION KOTANGORA"	799,642,074.57	-799,642,074.57	0.00
595	FEDERAL COLLEGE OF EDUCATION OBUDU	1,007,518,428.86	-1,007,518,428.86	0.00
596	FEDERAL COLLEGE OF EDUCATION OKENE	975,229,783.68	-975,229,783.68	0.00
597	FEDERAL COLLEGE OF EDUCATION OMUKU	1,101,274,027.96	-1,101,274,027.96	0.00



NOTE 12				
TRANSFER TO FUND RECURRENT EXPENDITURE-RECEIPT -- contd.				
S/N.	MDA	TRANSFER TO FUND RECURRENT EXPENDITURE-RECEIPT	TRANSFER TO NOTE 23	BALANCE
		₦	₦	₦
598	FEDERAL COLLEGE OF EDUCATION ONDO	1,945,616,824.44	-1,945,616,824.44	0.00
599	FEDERAL COLLEGE OF EDUCATION OYO	1,231,436,236.93	-1,231,436,236.93	0.00
600	FEDERAL COLLEGE OF EDUCATION PANKSHIN	893,792,098.92	-893,792,098.92	0.00
601	FEDERAL COLLEGE OF EDUCATION POTISKUM	526,160,176.61	-526,160,176.61	0.00
602	FEDERAL COLLEGE OF EDUCATION UMUNZE	1,009,101,365.33	-1,009,101,365.33	0.00
603	FEDERAL COLLEGE OF EDUCATION YOLA	679,450,527.28	-679,450,527.28	0.00
604	FEDERAL COLLEGE OF EDUCATION ZARIA	1,818,998,920.98	-1,818,998,920.98	0.00
605	"FEDERAL COLLEGE OF EDUCATION EHA- AMUFU"	752,691,575.28	-752,691,575.28	0.00
606	"ALVAN IKOKU COLLEGE OF EDUCATION, OWERRI"	1,942,066,195.91	-1,942,066,195.91	0.00
607	"NATIONAL UNIVERSITIES COMMISSION SECRETARIAT"	2,057,761,339.10	-2,057,761,339.10	0.00
608	UNIVERSITY OF IBADAN	3,917,928,449.69	-3,917,928,449.69	0.00
609	UNIVERSITY OF LAGOS	3,632,080,510.64	-3,632,080,510.64	0.00
610	UNIVERSITY OF NIGERIA, NNSUKA	3,914,313.60	-3,914,313.60	0.00
611	AHMADU BELLO UNIVERSITY, ZARIA	5,726,948,904.39	-5,726,948,904.39	0.00
612	OBAFEMI AWOLOWO UNIVERSITY	3,771,460,903.86	-3,771,460,903.86	0.00
613	UNIVERSITY OF BENIN	5,101,275,247.22	-5,101,275,247.22	0.00
614	UNIVERSITY OF JOS	2,912,018,223.07	-2,912,018,223.07	0.00
615	UNIVERSITY OF CALABAR	6,154,377,934.45	-6,154,377,934.45	0.00
616	UNIVERSITY OF ILORIN	2,779,820,819.32	-2,779,820,819.32	0.00
617	UNIVERSITY OF ABUJA	1,489,775,204.85	-1,489,775,204.85	0.00
618	UNIVERSITY OF PORT HARCOURT	3,520,870,157.07	-3,520,870,157.07	0.00
619	"ABUBAKAR TAFAWA BALEWA UNIVERSITY, BAUCHI"	1,674,254,380.36	-1,674,254,380.36	0.00
620	UNIVERSITY OF TECHNOLOGY, OWERRI	3,042,841,675.07	-3,042,841,675.07	0.00
621	FEDERAL UNIVERSITY OF TECHNOLOGY, AKURE	1,675,039,969.75	-1,675,039,969.75	0.00
622	"FEDERAL UNIVERSITY OF TECHNOLOGY, MINNA"	1,757,495,520.03	-1,757,495,520.03	0.00
623	FEDERAL UNIVERSITY OF TECHNOLOGY, YOLA	1,297,752,011.64	-1,297,752,011.64	0.00
624	UNIVERSITY OF UYO	3,023,835,424.28	-3,023,835,424.28	0.00
625	UNIVERSITY OF MAIDUGURI	4,174,056,401.33	-4,174,056,401.33	0.00
626	NNAMDI AZIKIWE UNIVERSITY, AWKA	3,640,674,857.72	-3,640,674,857.72	0.00
627	BAYERO UNIVERSITY, KANO	2,896,416,186.67	-2,896,416,186.67	0.00
628	USMAN DAN FODIO UNIVERSITY, SOKOTO	2,190,303,599.47	-2,190,303,599.47	0.00
629	NATIONAL MATHEMATICAL CENTRE, SHEDA	668,132,734.23	-668,132,734.23	0.00
630	"FRENCH LANGUAGE VILLAGE BADAGARY, LAGOS"	271,172,161.75	-271,172,161.75	0.00
631	ARABIC LANGUAGE VILLAGE BORNO	596,640,916.69	-596,640,916.69	0.00
632	"NATIONAL INSTITUE FOR NIGERIAN LANGUAGES"	301,366,076.86	-301,366,076.86	0.00
633	FEDERAL UNIVERSITY OYE-EKITI	1,250,670,061.61	-1,250,670,061.61	0.00
634	FEDERAL UNIVERSITY OTUOKE	1,213,347,268.16	-1,213,347,268.16	0.00
635	FEDERAL UNIVERSITY DUTSE	1,464,181,794.88	-1,464,181,794.88	0.00
636	"ALEX EKWUEME FEDERAL UNIVERSITY NDUFU ALIKE IKWO"	4,588,020,264.42	-4,588,020,264.42	0.00
637	FEDERAL UNIVERSITY LAFIA	1,000,477,279.04	-1,000,477,279.04	0.00
638	FEDERAL UNIVERSITY DUTSIN-MA	1,419,698,130.89	-1,419,698,130.89	0.00
639	FEDERAL UNIVERSITY KASHERE	1,436,292,550.40	-1,436,292,550.40	0.00
640	FEDERAL UNIVERSITY LOKOJA	865,751,099.78	-865,751,099.78	0.00



NOTE 12				
TRANSFER TO FUND RECURRENT EXPENDITURE-RECEIPT -- contd.				
S/N.	MDA	TRANSFER TO FUND RECURRENT EXPENDITURE-RECEIPT	TRANSFER TO NOTE 23	BALANCE
		₦	₦	₦
641	FEDERAL UNIVERSITY WUKARI	2,018,164,261.15	-2,018,164,261.15	0.00
642	FEDERAL UNIVERSITY OF BERNIN KEBBI	666,283,112.88	-666,283,112.88	0.00
643	FEDERAL UNIVERSITY OF GASHUA	702,510,976.53	-702,510,976.53	0.00
644	FEDERAL UNIVERSITY OF GUSAU	879,525,172.74	-879,525,172.74	0.00
645	NIGERIA MARITIME UNIVERSITY, OKERENKOKO	2,129,727,497.28	-2,129,727,497.28	0.00
646	"INTERNATIONAL CENTRE FOR BIOTECHNOLOGY, UNIVERSITY OF NIGERIA NSUKKA, ENUGU STATE"	60,776,831.80	-60,776,831.80	0.00
647	NIGERIAN ARMY UNIVERSITY BIU	416,044,956.38	-416,044,956.38	0.00
648	"DIVISION OF AGRICULTURAL COLLEGE, ABU ZARIA"	583,607,979.94	-583,607,979.94	0.00
649	"FEDERAL UNIVERSITY OF PETROLEUM RESOURCES, EFFURUN"	612,520,258.91	-612,520,258.91	0.00
650	NATIONAL OPEN UNIVERSITY	2,437,562,930.41	-2,437,562,930.41	0.00
651	F.S.C. SOKOTO	242,224,214.96	-242,224,214.96	0.00
652	FGC AZARE	291,457,523.19	-291,457,523.19	0.00
653	FGC BUNI-YADI	112,584,107.56	-112,584,107.56	0.00
654	FGC BIRIN YAURI	188,344,594.99	-188,344,594.99	0.00
655	FGC DAURA	288,978,872.31	-288,978,872.31	0.00
656	FGC GANYE	219,877,497.89	-219,877,497.89	0.00
657	FGC GARKI	586,614,921.93	-586,614,921.93	0.00
658	FGC IJANIKIN	580,570,479.33	-580,570,479.33	0.00
659	FGC IKET NISE	320,279,532.54	-320,279,532.54	0.00
660	FGC IKET VANDAKYA	255,095,959.80	-255,095,959.80	0.00
661	FGC IKOM	237,190,208.81	-237,190,208.81	0.00
662	FGC IKOT EKPENE	448,173,838.81	-448,173,838.81	0.00
663	FGC IKURIN	352,742,938.25	-352,742,938.25	0.00
664	FGC JOS	469,476,047.41	-469,476,047.41	0.00
665	FGC KADUNA	570,987,654.70	-570,987,654.70	0.00
666	FGC KANO	443,505,611.87	-443,505,611.87	0.00
667	FGC KEFFI	526,047,255.93	-526,047,255.93	0.00
668	FGC KIYAWA	221,805,988.04	-221,805,988.04	0.00
669	FGC KWALI	632,233,000.27	-632,233,000.27	0.00
670	FGC MAIDUGURI	439,719,933.00	-439,719,933.00	0.00
671	FGC MINJIBIR	282,251,356.45	-282,251,356.45	0.00
672	FGC MINNA	503,248,054.13	-503,248,054.13	0.00
673	FGC ODIKOLOGUNA	165,548,221.69	-165,548,221.69	0.00
674	FGC ODOGBOLU	419,460,724.81	-419,460,724.81	0.00
675	FGC OGBOMOSHMO	365,022,869.87	-365,022,869.87	0.00
676	FGC OGOJA	246,259,252.38	-246,259,252.38	0.00
677	FGC OHAFIA	224,935,225.44	-224,935,225.44	0.00
678	FGC OKIGWE	383,075,975.62	-383,075,975.62	0.00
679	FGC OKPOSI	257,297,176.83	-257,297,176.83	0.00
680	FGC ONITSHA	371,278,131.95	-371,278,131.95	0.00
681	FGC PORT HARCOURT	465,451,679.33	-465,451,679.33	0.00
682	FGC POTISKUM	192,578,508.20	-192,578,508.20	0.00
683	FGC RUBBOCHI	249,929,728.04	-249,929,728.04	0.00
684	FGC SOKOTO	344,690,750.85	-344,690,750.85	0.00



NOTE 12				
TRANSFER TO FUND RECURRENT EXPENDITURE-RECEIPT -- contd.				
S/N.	MDA	TRANSFER TO FUND RECURRENT EXPENDITURE-RECEIPT	TRANSFER TO NOTE 23	BALANCE
		₦	₦	₦
685	FGC UGWOLAWO	230,411,050.69	-230,411,050.69	0.00
686	FGC WARRI	387,526,276.33	-387,526,276.33	0.00
687	FGC ZARIA	320,674,422.34	-320,674,422.34	0.00
688	FGC, BILLIRI	248,082,690.43	-248,082,690.43	0.00
689	FGC, IDO-ANI	267,160,041.97	-267,160,041.97	0.00
690	FGC, IKOLE	247,130,646.91	-247,130,646.91	0.00
691	FGGC ABAJI	318,671,977.83	-318,671,977.83	0.00
692	FGGC ABULOMA	373,257,894.65	-373,257,894.65	0.00
693	FGGC AKURE	432,546,468.60	-432,546,468.60	0.00
694	FGGC ANKA	160,073,757.23	-160,073,757.23	0.00
695	FGGC BAJOGA	151,580,680.10	-151,580,680.10	0.00
696	FGGC BAKORI	323,766,898.40	-323,766,898.40	0.00
697	FGGC BAUCHI	352,772,000.52	-352,772,000.52	0.00
698	FGGC BENIN	195,192,380.48	-195,192,380.48	0.00
699	FGGC BIDA	231,153,098.68	-231,153,098.68	0.00
700	FGGC BWARI	586,267,019.92	-586,267,019.92	0.00
701	FGGC CALABAR	363,597,341.52	-363,597,341.52	0.00
702	FGGC EFON ALAYE	222,090,454.96	-222,090,454.96	0.00
703	FGGC EFON IMNRINGI	195,192,380.48	-195,192,380.48	0.00
704	FGGC ENUGU	657,516,035.98	-657,516,035.98	0.00
705	FGGC EZZAMGBO ABAKALIKI	254,323,793.89	-254,323,793.89	0.00
706	FGGC GBOKO	297,388,279.02	-297,388,279.02	0.00
707	FGGC GUSAU	260,687,007.80	-260,687,007.80	0.00
708	FGGC GWANDU	238,008,961.25	-238,008,961.25	0.00
709	FGGC IBILLO	232,431,190.38	-232,431,190.38	0.00
710	FGGC IBUSA	319,905,954.41	-319,905,954.41	0.00
711	FGGC IKOT-OBIO-ITONG	268,096,995.75	-268,096,995.75	0.00
712	FGGC ILORIN	392,255,182.06	-392,255,182.06	0.00
713	FGGC IPETUMODU	303,012,210.38	-303,012,210.38	0.00
714	FGGC JALINGO	247,510,916.61	-247,510,916.61	0.00
715	FGGC KABBA	242,314,762.30	-242,314,762.30	0.00
716	FGGC KAZAURE	269,454,501.58	-269,454,501.58	0.00
717	FGGC KEANA	171,363,727.31	-171,363,727.31	0.00
718	FGGC LANGTANG	269,828,770.15	-269,828,770.15	0.00
719	FGGC LEJJA	312,632,623.07	-312,632,623.07	0.00
720	FGGC MONGUNO	148,950,570.11	-148,950,570.11	0.00
721	FGGC NEW BUSA	194,146,567.23	-194,146,567.23	0.00
722	FGGC OMU-ARAN	224,922,250.70	-224,922,250.70	0.00
723	FGGC OWERRI	508,261,329.10	-508,261,329.10	0.00
724	FGGC OYO	469,588,497.49	-469,588,497.49	0.00
725	FGGC SHAGAMU	421,778,979.46	-421,778,979.46	0.00
726	FGGC GUMI TAMBAWAL	223,978,302.68	-223,978,302.68	0.00
727	FGGC UMUHIA	386,735,177.45	-386,735,177.45	0.00
728	FGGC WUKARI	251,293,959.24	-251,293,959.24	0.00



NOTE 12				
TRANSFER TO FUND RECURRENT EXPENDITURE-RECEIPT -- contd.				
S/N.	MDA	TRANSFER TO FUND RECURRENT EXPENDITURE- RECEIPT	TRANSFER TO NOTE 23	BALANCE
		₦	₦	₦
729	FGGC, YOLA	282,701,524.00	-282,701,524.00	0.00
730	FSTC AHOADA	196,341,044.93	-196,341,044.93	0.00
731	FSTC AWKA	391,676,032.25	-391,676,032.25	0.00
732	FSTC JUBU-IMUSHIN	359,937,472.15	-359,937,472.15	0.00
733	FSTC MICHIKA	116,844,747.88	-116,844,747.88	0.00
734	FSTC TUNGBO - YENAGOA	172,253,709.96	-172,253,709.96	0.00
735	FSTC USI-EKITI	195,118,854.45	-195,118,854.45	0.00
736	FTC IKARE	248,825,494.19	-248,825,494.19	0.00
737	FTC ILESA	378,478,336.50	-378,478,336.50	0.00
738	FTC JALINGO	313,633,460.55	-313,633,460.55	0.00
739	FTC KAFANCHAN	294,074,432.71	-294,074,432.71	0.00
740	FTC LASSA	116,554,181.22	-116,554,181.22	0.00
741	FTC OHANSO	223,486,481.36	-223,486,481.36	0.00
742	FTC OROZO	548,863,981.52	-548,863,981.52	0.00
743	FTC OTOBI	255,941,832.91	-255,941,832.91	0.00
744	FTC OTUPKO	265,560,725.47	-265,560,725.47	0.00
745	FTC SHIRORO	309,058,750.44	-309,058,750.44	0.00
746	FTC UROMI	250,582,475.35	-250,582,475.35	0.00
747	FTC UYO	303,274,461.31	-303,274,461.31	0.00
748	FTC YABA	889,878,021.62	-889,878,021.62	0.00
749	FTC ZURU	241,132,079.06	-241,132,079.06	0.00
750	KING'S COLLEGE	596,510,690.07	-596,510,690.07	0.00
751	QUEEN'S COLLEGE LAGOS	636,350,007.36	-636,350,007.36	0.00
752	SULEJA ACADEMY	401,257,645.32	-401,257,645.32	0.00
753	FSTC,DOMA	207,760,942.36	-207,760,942.36	0.00
754	FSTC DAYI	130,646,787.54	-130,646,787.54	0.00
755	"LIBRARIANS REGISTRATION COUNCIL OF NIGERIA"	188,877,961.52	-188,877,961.52	0.00
756	UNESCO PARIS	603,123,682.50	-603,123,682.50	0.00
757	"NATIONAL BOARD FOR TECHNICAL EDUCATION"	978,392,917.10	-978,392,917.10	0.00
758	FEDERAL MINISTRY OF HEALTH - HQTRS	24,010,522,535.64	-24,010,522,535.64	0.00
759	"NATIONAL PRIMARY HEALTH CARE DEVELOPMENT AGENCY"	2,346,407,201.58	-2,346,407,201.58	0.00
760	NATIONAL ARBOVIRUS AND VECTOR RESEARCH	124,643,088.87	-124,643,088.87	0.00
761	RADIOGRAPHERS REGISTRATION BOARD	289,784,651.15	-289,784,651.15	0.00
762	DENTAL TECHNOLOGY REGISTRATION BOARD	172,024,199.68	-172,024,199.68	0.00
763	HEALTH RECORDS REGISTRATION BOARD	321,569,038.01	-321,569,038.01	0.00
764	"OPTOMETRIST AND DISPENSING OPTICIANS BOARD OF NIGERIA"	263,394,406.00	-263,394,406.00	0.00
765	"COMMUNITY HEALTH PRACTITIONERS REGISTRATION BOARD"	83,800,839.41	-83,800,839.41	0.00
766	NURSING AND MIDWIFERY COUNCIL	300,680,779.50	-300,680,779.50	0.00
767	PHARMACIST COUNCIL OF NIGERIA COUNCIL	767,287,466.17	-767,287,466.17	0.00
768	MEDICAL AND DENTAL COUNCIL OF NIGERIA	307,967,557.69	-307,967,557.69	0.00
769	"NATIONAL AGENCY FOR FOOD AND DRUG ADMINISTRATION AND CONTROL"	6,500,934,613.69	-6,500,934,613.69	0.00
770	MEDICAL REHABILITATION THERAPY BOARD	349,313,215.81	-349,313,215.81	0.00
771	"FEDERAL COLLEGE OF DENTAL TECHNOLOGY AND THERAPY, ENUGU"	802,412,823.12	-802,412,823.12	0.00



NOTE 12				
TRANSFER TO FUND RECURRENT EXPENDITURE-RECEIPT -- contd.				
S/N.	MDA	TRANSFER TO FUND RECURRENT EXPENDITURE-RECEIPT	TRANSFER TO NOTE 23	BALANCE
		₦	₦	₦
772	"ENVIRONMENTAL HEALTH OFFICERS TUTORS- IBADAN"	37,514,766.83	-37,514,766.83	0.00
773	NURSE TUTOR TRAINING - ENUGU	16,278,195.97	-16,278,195.97	0.00
774	NURSE TUTOR PROGRAMME AKOKA LAGOS	29,285,814.34	-29,285,814.34	0.00
775	NURSE TUTOR TRAINING KADUNA	83,671,811.23	-83,671,811.23	0.00
776	NURSE TUTOR TRAINING IBADAN	20,310,655.74	-20,310,655.74	0.00
777	"NATIONAL POST GRADUATE MEDICAL COLLEGE OF NIGERIA-IJANIKIN LAGOS"	283,688,403.04	-283,688,403.04	0.00
778	PHC TUTORS PROGRAMME,"UCH-IBADAN	30,552,875.06	-30,552,875.06	0.00
779	"PHC TUTORS PROGRAMME,KADUNA POLYTECHNIC"	2,147,801.65	-2,147,801.65	0.00
780	COMMUNITY HEALTH TUTOR PROGRAMME UCH	26,908,485.97	-26,908,485.97	0.00
781	UNIVERSITY COLLEGE HOSPITAL IBADAN	13,986,883,401.44	-13,986,883,401.44	0.00
782	LAGOS UNIVERSITY TEACHING HOSPITAL	8,647,386,414.34	-8,647,386,414.34	0.00
783	"AHMADU BELLO UNIVERSITY TEACHING HOSPITAL"	7,697,586,312.04	-7,697,586,312.04	0.00
784	"UNIVERSITY OF NIGERIA TEACHING HOSPITAL, ENUGU"	11,778,568,899.92	-11,778,568,899.92	0.00
785	UNIVERSITY OF BENIN TEACHING HOSPITAL	9,232,078,756.50	-9,232,078,756.50	0.00
786	"OBAFEMI AWOLOWO UNIVERSITY TEACHING HOSPITAL"	8,723,563,573.92	-8,723,563,573.92	0.00
787	"UNIVERSITY OF ILORIN TEACHING HOSPITAL, ILORIN"	9,161,505,481.90	-9,161,505,481.90	0.00
788	JOS UNIVERSITY TEACHING HOSPITAL	8,246,388,508.26	-8,246,388,508.26	0.00
789	"UNIVERSITY OF PORT-HARCOURT TEACHING HOSPITAL"	8,968,797,734.17	-8,968,797,734.17	0.00
790	UNIVERSITY OF CALABAR TEACHING HOSPITAL	11,089,525,152.59	-11,089,525,152.59	0.00
791	"UNIVERSITY OF MAIDUGURI TEACHING HOSPITAL"	7,916,581,594.13	-7,916,581,594.13	0.00
792	"USMANU DANFODIO UNIVERSITY TEACHING HOSPITAL, SOKOTO"	6,500,428,908.96	-6,500,428,908.96	0.00
793	AMINU KANO UNIVERSITY TEACHING HOSPITAL	7,201,216,268.73	-7,201,216,268.73	0.00
794	"NNAMDI AZIKIWE UNIVERSITY TEACHING HOSPITAL, NNEWI"	8,253,850,376.96	-8,253,850,376.96	0.00
795	"UNIVERSITY OF ABUJA TEACHING HOSPITAL, GWAGWALADA"	6,302,284,792.64	-6,302,284,792.64	0.00
796	"ABUBAKAR TAFAWA BALEWA UNIVERSITY TEACHING HOSPITAL BAUCHI"	4,186,301,789.26	-4,186,301,789.26	0.00
797	FEDERAL TEACHING HOSPITAL, ABAKALIKI	14,266,986,780.57	-14,266,986,780.57	0.00
798	FEDERAL TEACHING HOSPITAL, GOMBE	8,246,388,508.26	-8,246,388,508.26	0.00
799	FEDERAL TEACHING HOSPITAL, IDO-EKITI	6,932,326,575.36	-6,932,326,575.36	0.00
800	IRRUA SPECIALIST TEACHING HOSPITAL, IRRUA	6,963,559,995.24	-6,963,559,995.24	0.00
801	UNIVERSITY OF UYO TEACHING HOSPITAL	7,784,798,403.57	-7,784,798,403.57	0.00
802	FEDERAL MEDICAL CENTRE - ABUJA	2,416,855,363.21	-2,416,855,363.21	0.00
803	FEDERAL PSYCHIATRIC HOSPITAL ENUGU	1,881,344,357.07	-1,881,344,357.07	0.00
804	FEDERAL PSYCHIATRIC HOSPITAL KADUNA	1,150,815,499.94	-1,150,815,499.94	0.00
805	FEDERAL PSYCHIATRIC HOSPITAL CALABAR	2,439,087,602.04	-2,439,087,602.04	0.00
806	FEDERAL PSYCHIATRIC HOSPITAL MAIDUGURI	1,523,634,075.03	-1,523,634,075.03	0.00
807	"FEDERAL NEURO-PSYCHIATRIC HOSPITAL, KWARE-SOKOTO"	1,667,242,355.45	-1,667,242,355.45	0.00
808	FEDERAL NEURO-PSYCHIATRIC HOSPITAL YABA	3,296,508,717.96	-3,296,508,717.96	0.00
809	"FEDERAL NEURO-PSYCHIATRIC HOSPITAL ABEOKUTA"	2,513,722,893.97	-2,513,722,893.97	0.00
810	"FEDERAL COLLEGE OF COMPLEMENTARY AND ALTERNATIVE MEDICINE, NIGERIA"	289,562,807.21	-289,562,807.21	0.00
811	FEDERAL PSYCHIATRIC HOSPITAL BENIN CITY	1,821,585,080.58	-1,821,585,080.58	0.00
812	NATIONAL ORTHOPAEDIC HOSPITAL LAGOS	3,700,300,013.28	-3,700,300,013.28	0.00
813	"NATIONAL ORTHOPAEDIC HOSPITAL DALA KANO"	2,814,701,667.03	-2,814,701,667.03	0.00
814	NATIONAL ORTHOPAEDIC HOSPITAL ENUGU	2,911,437,008.85	-2,911,437,008.85	0.00



NOTE 12				
TRANSFER TO FUND RECURRENT EXPENDITURE-RECEIPT -- contd.				
S/N.	MDA	TRANSFER TO FUND RECURRENT EXPENDITURE-RECEIPT	TRANSFER TO NOTE 23	BALANCE
		₦	₦	₦
815	"NATIONAL TB AND LEPROSY REFERRED HOSPITAL AND TRAINING, ZARIA"	1,148,515,364.44	-1,148,515,364.44	0.00
816	FEDERAL MEDICAL CENTRE, UMUAHIA	5,793,175,016.45	-5,793,175,016.45	0.00
817	FEDERAL MEDICAL CENTRE, OWO	5,192,411,969.13	-5,192,411,969.13	0.00
818	FEDERAL MEDICAL CENTRE ABEOKUTA	7,411,233,510.88	-7,411,233,510.88	0.00
819	FEDERAL MEDICAL CENTRE, OWERRI	6,409,439,326.15	-6,409,439,326.15	0.00
820	FEDERAL MEDICAL CENTRE, MAKURDI	5,289,113,583.01	-5,289,113,583.01	0.00
821	FEDERAL MEDICAL CENTRE, KATSINA	3,925,887,681.55	-3,925,887,681.55	0.00
822	FEDERAL MEDICAL CENTRE, NGURU YOBE	2,907,684,204.83	-2,907,684,204.83	0.00
823	FEDERAL MEDICAL CENTRE, ASABA	4,998,514,415.97	-4,998,514,415.97	0.00
824	FEDERAL MEDICAL CENTRE, BIDA	4,278,506,336.90	-4,278,506,336.90	0.00
825	FEDERAL MEDICAL CENTRE, GUSAU ZAMFARA	3,239,227,135.66	-3,239,227,135.66	0.00
826	FEDERAL MEDICAL CENTRE, YOLA ADAMAWA	3,530,660,738.56	-3,530,660,738.56	0.00
827	FEDERAL MEDICAL CENTRE, KOGI	3,946,689,972.52	-3,946,689,972.52	0.00
828	FEDERAL MEDICAL CENTRE, AZARE BAUCHI	2,525,109,082.90	-2,525,109,082.90	0.00
829	FEDERAL MEDICAL CENTRE, KEBBI STATE	3,439,319,805.40	-3,439,319,805.40	0.00
830	FEDERAL MEDICAL CENTRE, TARABA STATE	3,260,718,104.82	-3,260,718,104.82	0.00
831	FEDERAL MEDICAL CENTRE, JIGAWA STATE	1,856,286,276.04	-1,856,286,276.04	0.00
832	FEDERAL MEDICAL CENTRE, NASARAWA STATE	10,171,016,356.11	-10,171,016,356.11	0.00
833	FEDERAL MEDICAL CENTRE, BAYELSA STATE	6,698,103,962.01	-6,698,103,962.01	0.00
834	FEDERAL MEDICAL CENTRE, EBUTE METTA	2,624,030,240.65	-2,624,030,240.65	0.00
835	NATIONAL EYE CENTRE KADUNA	1,734,833,933.78	-1,734,833,933.78	0.00
836	NATIONAL EAR CARE CENTRE KADUNA	1,500,995,585.58	-1,500,995,585.58	0.00
837	INTERCOUNTRY CENTRE FOR ORAL HEALTH JOS	273,534,548.97	-273,534,548.97	0.00
838	"FEDERAL SCHOOL OF MEDICAL LABORATORY JOS"	1,596,629,256.53	-1,596,629,256.53	0.00
839	NIGERIA CENTRE FOR DISEASE CONTROL ABUJA	1,493,812,137.58	-1,493,812,137.58	0.00
840	FEDERAL STAFF CLINICS, ABUJA PHASE I	1,720,000.00	-1,720,000.00	0.00
841	FEDERAL STAFF CLINICS, ABUJA PHASE II	1,968,750.00	-1,968,750.00	0.00
842	FEDERAL STAFF EYE CLINICS, ABUJA	1,968,750.00	-1,968,750.00	0.00
843	FEDERAL STAFF DENTAL CLINICS, ABUJA	1,968,750.00	-1,968,750.00	0.00
844	FEDERAL STAFF CLINICS, GWARINPA, ABUJA	16,208,333.35	-16,208,333.35	0.00
845	PHS, ABUJA	1,395,371.65	-1,395,371.65	0.00
846	PHS, YOLA	1,395,371.65	-1,395,371.65	0.00
847	PHS, JALINGO	1,395,371.65	-1,395,371.65	0.00
848	PHS, MAIDUGURI	1,395,371.65	-1,395,371.65	0.00
849	PHS, DAMATURU	1,395,371.65	-1,395,371.65	0.00
850	PHS, KANO	1,395,371.65	-1,395,371.65	0.00
851	PHS, KASTINA	1,395,371.65	-1,395,371.65	0.00
852	PHS, DUTSE	1,395,371.65	-1,395,371.65	0.00
853	PHS, ILORIN	1,395,371.65	-1,395,371.65	0.00
854	PHS, SOKOTO	1,395,371.65	-1,395,371.65	0.00
855	PHS, IBADAN	1,550,413.35	-1,550,413.35	0.00
856	PHS, ABEOKUTA	1,020,371.65	-1,020,371.65	0.00
857	"PHS, PORT-HARCOURT(BONNY, BRASS, ONNE, AIRPORT AND WHARF)"	2,790,743.30	-2,790,743.30	0.00



NOTE 12				
TRANSFER TO FUND RECURRENT EXPENDITURE-RECEIPT -- contd.				
S/N.	MDA	TRANSFER TO FUND RECURRENT EXPENDITURE-RECEIPT	TRANSFER TO NOTE 23	BALANCE
		₦	₦	₦
858	PHS, CALABAR	1,395,371.65	-1,395,371.65	0.00
859	PHS, LAGOS, IKEJA, TINCAN, APAPA, IDIROKO.	1,395,371.65	-1,395,371.65	0.00
860	PHS, WARRI	1,395,371.65	-1,395,371.65	0.00
861	INSTITUTE OF CHILD HEALTH (ENUGU) ENUGU	1,130,675.00	-1,130,675.00	0.00
862	"NATIONAL INST. OF PHARM. RESEARCH AND DEVELOPMENT, ABUJA"	984,716,537.33	-984,716,537.33	0.00
863	"NIGERIAN INSTITUTE OF MEDICAL RESEARCH, YABA"	914,029,014.45	-914,029,014.45	0.00
864	INSTITUTE OF PUBLIC ANALYSTS OF NIGERIA	136,893,057.15	-136,893,057.15	0.00
865	"MEDICAL LAB. SCIENCE COUNCIL OF NIGERIA, YABA"	537,063,527.49	-537,063,527.49	0.00
866	"FEDERAL SCHOOL OF OCCUPATIONAL THERAPY, YABA"	218,069,208.89	-218,069,208.89	0.00
867	NOMA CHILDREN HOSPITAL, SOKOTO	13,260,833.35	-13,260,833.35	0.00
868	INSTITUTE OF CHARTERED CHEMISTS OF NIGERIA	140,393,312.31	-140,393,312.31	0.00
869	"INSTITUTE OF FORENSICS SCIENCE LABORATORY-OSHODI"	11,520,070.00	-11,520,070.00	0.00
870	DENTAL THERAPISTS REGISTRATION BOARD	184,634,723.69	-184,634,723.69	0.00
871	NATIONAL BLOOD TRANSFUSION SERVICE(NBTS)	564,286,609.02	-564,286,609.02	0.00
872	"NATIONAL OBSTETRIC FITSULA CENTRE, ABAKALIKI"	555,613,328.50	-555,613,328.50	0.00
873	NATIONAL OBSTETRIC FISTULA CENTRE BAUCHI	837,322,774.94	-837,322,774.94	0.00
874	NATIONAL OBSTETRIC FISTULA CENTRE KATSINA	871,372,941.83	-871,372,941.83	0.00
875	NATIONAL HOSPITAL	8,292,597,883.65	-8,292,597,883.65	0.00
876	BASIC HEALTH CARE FUND	26,457,743,000.00	-26,457,743,000.00	0.00
877	"FEDERAL MINISTRY OF ENVIRONMENT HEADQUARTERS"	2,305,895,552.73	-2,305,895,552.73	0.00
878	NATIONAL PARK HEADQUARTERS	286,802,199.17	-286,802,199.17	0.00
879	KAINJI NATIONAL PARK	519,340,718.53	-519,340,718.53	0.00
880	OYO NATIONAL PARK	370,439,516.55	-370,439,516.55	0.00
881	CHAD BASIN NATIONAL PARK	271,022,106.32	-271,022,106.32	0.00
882	GASHAKA GUMTI NATIONAL PARK	365,409,471.33	-365,409,471.33	0.00
883	CROSS RIVER NATIONAL PARK	520,177,503.72	-520,177,503.72	0.00
884	KAMUKU NATIONAL PARK	231,401,388.09	-231,401,388.09	0.00
885	OKUMU NATIONAL PARK	218,458,779.11	-218,458,779.11	0.00
886	"FEDERAL COLLEGE OF WILDLIFE MANAGEMENT - NEW BUSSA"	567,009,912.55	-567,009,912.55	0.00
887	FEDERAL COLLEGE OF FORESTRY IBADAN	958,987,863.51	-958,987,863.51	0.00
888	FEDERAL COLLEGE OF FORESTRY JOS	677,010,399.71	-677,010,399.71	0.00
889	"RESOURCES MANAGEMENT, SAKPOBA, EDO STATE (SOUTH -SOUTH)"	180,570,999.65	-180,570,999.65	0.00
890	"RESOURCES MANAGEMENT, MAIDUGURI, BORNO STATE (NORTH EAST)"	130,153,103.61	-130,153,103.61	0.00
891	"RESOURCES MANAGEMENT, EBONYI STATE (SOUTH -EAST)"	132,226,191.79	-132,226,191.79	0.00
892	FORESTRY RESEARCH INSTITUTE OF IBADAN	2,265,462,002.41	-2,265,462,002.41	0.00
893	FORESTRY MECHANISATION COLLEGE AFAKA	629,980,615.03	-629,980,615.03	0.00
894	NATIONAL OIL SPILL DETECTION AND RESPONSE AGENCY	2,288,879,667.11	-2,288,879,667.11	0.00
895	NATIONAL ENVIRONMENTAL STANDARDS AND REGULATIONS ENFORCEMENT AGENCY	3,364,986,226.77	-3,364,986,226.77	0.00
896	ENVIRONMENTAL HEALTH REGISTRATION COUNCIL OF NIGERIA	328,634,354.95	-328,634,354.95	0.00
897	NATIONAL AGENCY FOR GREAT GREEN WALL HQTRS	206,113,586.27	-206,113,586.27	0.00
898	NATIONAL BIOSAFETY MANAGEMENT AGENCY (NBMA) HQTRS	548,997,333.75	-548,997,333.75	0.00
899	NATIONAL POPULATION COMMISSION	6,108,884,201.59	-6,108,884,201.59	0.00



NOTE 12				
TRANSFER TO FUND RECURRENT EXPENDITURE-RECEIPT -- contd.				
S/N.	MDA	TRANSFER TO FUND RECURRENT EXPENDITURE- RECEIPT	TRANSFER TO NOTE 23	BALANCE
		₦	₦	₦
900	"MINISTRY OF HUMANITARIAN AFFAIRS, DISASTER MANAGEMENT AND SOCIAL DEVELOPMENT"	3,766,775,119.70	-3,766,775,119.70	0.00
901	"NATIONAL EMERGENCY MANAGEMENT AGENCY"	931,785,446.35	-931,785,446.35	0.00
902	NATIONAL SOCIAL INVESTMENT OFFICE	275,010,764,595.02	-275,010,764,595.02	0.00
903	NORTH EAST DEVELOPMENT COMMISSION	21,761,560,224.98	-21,761,560,224.98	0.00
904	NATIONAL COMMISSION FOR REFUGEES	2,919,740,519.00	-2,919,740,519.00	0.00
	GRAND-TOTAL	4,422,256,915,980.02	-4,422,256,915,980.02	0.00





NOTE 12A			
OTHER FUND			
S/N.	MDA	OTHER FUND	
		₦	2019
	ECONOMIC SECTOR	-	-
1	CONSOLIDATED REVENUE FUND	829,442,251,620.88	796,919,190,619.72
	GRAND-TOTAL	829,442,251,620.88	796,919,190,619.72





NOTE 12 A 1		
SPECIAL FUNDS/ACCOUNTS - RECEIPTS		
	Current Year	Previous
		2019
	₦	₦
STABILIZATION FUND	27,298,710,048.00	31,722,102,458.78
ECOLOGICAL FUND	53,906,600,816.85	61,013,385,640.42
DEVELOPMENT OF NATURAL RESOURCES	91,335,401,650.67	163,926,451,786.77
TERTIARY EDUCATION TRUST FUND	259,568,777,028.06	221,241,462,181.27
STEEL POOL LEVY ACCOUNT	482,498,573.96	768,962,939.83
SUGAR DEVELOPMENT FUND	8,993,730,346.22	7,297,981,648.90
NATIONAL AUTOMOTIVE COUNCIL FUND	8,470,693,329.40	10,997,851,970.36
RICE LEVY	269,150.23	4,552,146.37
PORT LEVY	52,630,016,861.28	48,898,308,824.85
CISS LEVY	72,048,162,867.66	77,589,396,259.26
NESS LEVY	15,726,272,589.62	7,217,399,145.72
SERVICE CHARGE POOL ACCOUNT	3,826,036,978.17	-
CIGARETTE LEVY	-	1,832,435,754.60
CUSTOM TEXTILE LEVY	1,879,614,335.50	-
CEMENT LEVY	-	845,690.22
HUSK BROWN RICE LEVY	10,025,430.46	-
CONSOLIDATED POOL ACCOUNT	93,371,123,513.35	70,741,478,770.16
MOFI OPTIONAL ACCOUNT	24,190,924,713.01	7,820,715,070.67
WHEAT FLOUR LEVY	7,130,408.25	6,663,797.23
WHEAT GRAIN LEVY	90,529,059,424.90	63,639,083,930.89
NITDA POOL ACCOUNT	18,051,282,924.79	15,181,623,143.59
SOLID MINERALS REVENUE POOL A/C	5,482,978,973.99	5,003,742,877.17
35% NAC LEVY POOL ACCOUNT	1,632,941,656.51	2,014,746,582.66
TOTAL	829,442,251,620.88	796,919,190,619.72





NOTE 13								
SALARIES & WAGES								
S/N	MDA	SALARIES AND WAGES	ALLOWANCES	SOCIAL CONTRIBUTIONS	TOTALS	BUDGET	VARIANCE	
		210101	210201	210202				2019
		₦	₦	₦	₦	₦	₦	
ADMINISTRATIVE SECTOR								
1	STATE HOUSE - QTRS	1,156,743,130.00	193,634,493.00	143,484,159.45	1,493,861,782.45	1,494,970,518.00	1,108,735.55	1,570,659,772.53
2	NIPSS, KURU	631,506,715.25	0.00	46,210,509.90	677,717,225.15	742,332,060.00	64,614,834.85	1,339,054,214.19
3	BUREAU OF PUBLIC ENTERPRISES (BPE)	772,551,705.17	466,157,904.00	71,705,261.17	1,310,414,870.34	1,441,268,739.00	130,853,868.66	1,339,054,214.19
4	"ECONOMIC AND FINANCIAL CRIMES COMMISSION (EFCC)"	10,294,720,481.88	11,439,003,944.86	1,554,042,683.18	23,287,767,109.92	24,999,305,044.00	1,711,537,934.08	14,601,800,339.25
5	"NIGERIAN FINANCIAL INTELLIGENCE UNIT (NFIU)"	3,707,404,361.31	0.00	43,552,573.01	3,750,956,934.32	1,171,654,147.00	-2,579,302,787.32	424,858,948.01
6	"BUREAU OF PUBLIC PROCUREMENT (BPP)"	412,983,399.08	0.00	34,109,976.32	447,093,375.40	484,236,133.00	37,142,757.60	1,339,054,214.19
7	"NIGERIA EXTRACTIVE INDUSTRIES TRANSPARENCY INITIATIVE (NEITI)"	619,031,593.56	0.00	49,859,925.13	668,891,518.69	828,561,653.00	159,670,134.31	711,455,276.03
8	"NIGERIA ATOMIC ENERGY COMMISSION & ITS CENTRES"	905,729,118.33	0.00	90,548,418.81	996,277,537.14	1,019,128,128.00	22,850,590.86	963,377,563.34
9	NASS MANAGEMENT	9,307,309,830.28	0.00	16,109,630.90	9,323,419,461.18	10,048,284,432.00	724,864,970.82	8,294,810,261.06
10	SENATE	1,856,510,517.00	0.00	0.00	1,856,510,517.00	1,856,510,517.00	0.00	1,856,510,517.00
11	HOUSE OF REPRESENTATIVES	4,923,237,118.21	0.00	0.00	4,923,237,118.21	4,923,743,127.00	506,008.79	4,923,237,118.21
12	NATIONAL ASSEMBLY COMMISSION	1,300,385,564.59	1,592,595.06	0.00	1,301,978,159.65	1,248,266,790.00	-53,711,369.65	-
13	LEGISLATIVE AIDES	8,012,166,845.00	1,589,929,083.00	0.00	9,602,095,928.00	9,602,095,928.00	0.00	8,917,017,751.02
14	GENERAL SERVICE	0.00	10,000,000.00	542,763,090.00	552,763,090.00	-	-552,763,090.00	550,763,090.00
15	NATIONAL INSTITUTE FOR LEGISLATIVE STUDIES	0.00	0.00	0.00	0.00	600,439,312.00	600,439,312.00	387,175,350.72
16	"MINISTRY OF DEFENCE - MOD HQTRS"	11,897,595,075.46	2,050,490,517.30	1,248,682,899.66	15,196,768,492.42	15,527,529,947.00	330,761,454.58	14,794,216,670.36
17	DEFENCE HEADQUARTERS	0.00	41,827,618,611.54	0.00	41,827,618,611.54	41,827,618,612.00	0.46	579,346,250.50
18	"DEFENCE RESEARCH AND DEVELOPMENT BUREAU"	176,915,123.75	306,033,000.00	6,722,625.30	489,670,749.05	472,745,996.00	-16,924,753.05	240,852,955.34
19	NIGERIAN ARMY	119,398,312,609.36	251,933,440,722.44	5,912,238,349.96	377,243,991,681.76	408,398,904,597.00	31,154,912,915.24	205,281,275,197.47
20	NIGERIAN NAVY	29,910,487,081.26	52,847,100,596.99	1,936,484,167.00	84,694,071,845.25	103,261,852,982.00	18,567,781,136.75	65,646,671,774.23
21	NIGERIAN AIRFORCE	24,644,227,351.13	66,630,972,975.93	1,183,270,956.39	92,458,471,283.45	100,661,544,772.00	8,203,073,488.55	58,282,814,633.75
22	"AIRFORCE INSTITUTE OF TECHNOLOGY, KADUNA"	1,349,691,369.10	237,833,419.06	92,913,833.79	1,680,438,621.95	1,875,046,751.00	194,608,129.05	-
23	"NIGERIAN DEFENCE ACADEMY (NDA)"	4,801,749,630.82	2,932,162,584.21	228,343,936.24	7,962,256,151.27	8,443,990,098.00	481,733,946.73	1,144,433,212.39
24	NIGERIAN DEFENCE COLLEGE	478,318,366.16	2,238,717,256.08	76,529,467.54	2,793,565,089.78	3,943,203,344.00	1,149,638,254.22	2,184,558,577.00
25	"COMMAND AND STAFF COLLEGE, JAJI"	783,882,893.17	2,612,325,589.88	93,105,109.06	3,489,313,592.11	3,497,818,402.00	8,504,809.89	1,144,433,212.39
26	"NIGERIAN ARMED FORCES RESETTLEMENT CENTRE,"	0.00	3,809,194,303.92	0.00	3,809,194,303.92	3,823,448,176.00	14,253,872.08	1,720,541,553.70
27	"DEFENCE INDUSTRIES CORPORATION OF NIGERIA (DICON)"	671,673,339.93	497,335,241.55	81,861,690.89	1,250,870,272.37	1,262,160,570.00	11,290,297.63	766,756,813.05
28	"DEFENCE INTELLIGENCE AGENCY"	9,746,528,407.36	1,210,919,113.50	183,462,623.28	11,140,910,144.14	14,811,853,359.00	3,670,943,214.86	4,270,364,975.88
29	DEFENCE MISSIONS	0.00	7,696,702,580.25	0.00	7,696,702,580.25	10,262,270,107.00	2,565,567,526.75	4,634,992,370.88
30	MILITARY PENSION BOARD	0.00	0.00	1,259,074,575.92	1,259,074,575.92	-	-1,259,074,575.92	-
31	"DEFENCE SPACE ADMINISTRATION"	142,531,499.48	653,340,355.42	17,660,140.08	813,531,994.98	813,842,818.00	310,823.02	654,013,977.45
32	"MINISTRY OF FOREIGN AFFAIRS - HQTRS"	3,041,770,944.55	0.00	249,421,424.28	3,291,192,368.83	3,431,585,708.00	140,393,339.17	2,736,425,789.64
33	"NIGERIANS IN DIASPORA COMMISSION (NIDC)"	117,623,165.77	0.00	9,269,706.56	126,892,872.33	247,968,291.00	121,075,418.67	-
34	TECHNICAL AID CORPS	0.00	1,847,819,769.52	0.00	1,847,819,769.52	1,849,125,402.00	1,305,632.48	3,449,473,200.21
35	"INSTITUTE FOR PEACE AND CONFLICT RESOLUTION"	422,844,616.65	0.00	68,434,427.27	491,279,043.92	491,279,045.00	1.08	457,558,979.55
36	"DIRECTORATE OF TECHNICAL COOP. IN AFRICA"	304,017,877.41	0.00	23,352,241.78	327,370,119.19	363,042,050.00	35,671,930.81	118,920,273.21



NOTE 13								
SALARIES & WAGES -- contd.								
S/N	MDA	SALARIES AND WAGES	ALLOWANCES	SOCIAL CONTRIBUTIONS	TOTALS	BUDGET	VARIANCE	2019
		210101	210201	210202				
		₦	₦	₦	₦	₦	₦	
40	"FOREIGN MISSION: ADDIS ABABA"	52,958,720.00	185,629,539.39	0.00	238,588,259.39	356,395,288.00	117,807,028.61	236,870,422.52
41	FOREIGN MISSION: ALGIERS	50,327,610.45	62,322,515.75	0.00	112,650,126.20	276,380,745.00	163,730,618.80	150,200,168.27
42	FOREIGN MISSION: ANKARA	144,326,106.10	73,975,252.61	63,837,652.38	282,139,011.08	384,041,824.00	101,902,812.92	336,053,910.48
43	FOREIGN MISSION: ATHENS	130,591,031.16	88,833,751.04	0.00	219,424,782.20	300,366,562.00	80,941,779.80	227,040,924.15
44	FOREIGN MISSION: ATLANTA	126,558,227.60	186,480,430.24	0.00	313,038,657.84	327,398,028.00	14,359,370.16	242,924,200.00
45	FOREIGN MISSION: BAMAKO	21,577,207.71	71,158,114.39	6,004,962.76	98,740,284.86	227,164,007.00	128,423,722.14	121,893,073.91
46	FOREIGN MISSION: BANGKOK	36,835,075.31	119,498,658.24	0.00	156,333,733.55	349,776,632.00	193,442,898.45	230,079,186.80
47	FOREIGN MISSION: BANGUI	45,077,971.33	52,838,983.28	0.00	97,916,954.61	172,629,773.00	74,712,818.39	155,892,033.34
48	FOREIGN MISSION: BANJUL	20,684,453.70	76,291,948.96	0.00	96,976,402.66	223,554,696.00	126,578,293.34	114,089,885.48
49	FOREIGN MISSION: BATA	42,459,369.81	62,779,839.16	0.00	105,239,208.97	209,772,251.00	104,533,042.03	106,150,715.25
50	FOREIGN MISSION: BEIJING	74,563,613.78	101,922,906.04	0.00	176,486,519.81	580,234,148.00	403,747,628.19	260,621,729.87
51	FOREIGN MISSION: BEIRUT	74,238,220.81	107,184,772.04	0.00	181,422,992.85	228,115,701.00	46,692,708.15	196,519,809.85
52	FOREIGN MISSION: BERLIN	330,862,740.14	235,504,600.35	0.00	566,367,340.49	750,453,146.00	184,085,805.51	542,633,381.98
53	FOREIGN MISSION: BERNE	51,245,738.53	79,784,406.70	0.00	131,030,145.23	417,592,556.00	286,562,410.77	174,706,860.31
54	FOREIGN MISSION: BISSAU	29,190,990.08	107,489,072.50	0.00	136,680,062.58	186,759,522.00	50,079,459.42	129,211,951.23
55	FOREIGN MISSION: BRASILIA	48,893,469.41	73,957,387.76	10,233,454.26	133,084,311.43	520,814,930.00	387,730,618.57	109,468,435.56
56	FOREIGN MISSION: BRAZAVILLE	37,875,878.60	78,148,046.07	0.00	116,023,924.67	224,224,114.00	108,200,189.33	83,367,376.84
57	FOREIGN MISSION: BRUSSELS	205,602,068.56	188,944,168.43	619,851.72	395,166,088.71	497,937,797.00	102,771,708.29	399,141,967.40
58	FOREIGN MISSION: BUCHAREST	81,255,051.49	100,279,351.48	0.00	181,534,402.97	358,821,348.00	177,286,945.03	181,534,402.97
59	FOREIGN MISSION: BUDAPEST	0.00	0.00	0.00	0.00	366,869,816.00	366,869,816.00	241,998,748.48
60	FOREIGN MISSION: BUEA	24,857,800.32	56,857,211.67	0.00	81,715,011.99	260,585,419.00	178,870,407.01	125,715,403.06
61	"FOREIGN MISSION: BUENOS AIRES"	203,519,782.01	79,417,948.50	0.00	282,937,730.51	385,590,235.00	102,652,504.49	282,937,730.51
62	"FOREIGN MISSION: BUJUMBURA"	57,404,288.80	131,259,160.20	0.00	188,663,449.00	291,612,431.00	102,948,982.00	174,929,915.74
63	FOREIGN MISSION: CAIRO	54,893,581.82	91,199,315.15	0.00	146,092,896.97	253,905,602.00	107,812,705.03	157,043,521.21
64	FOREIGN MISSION: CANBERRA	66,890,770.57	76,066,190.91	3,363,841.02	146,320,802.50	442,461,145.00	296,140,342.50	257,542,946.97
65	FOREIGN MISSION: CARACAS	19,266,725.31	37,890,886.61	0.00	57,157,611.92	302,232,028.00	245,074,416.08	76,210,149.23
66	FOREIGN MISSION: CONAKRY	35,074,932.93	89,534,614.57	0.00	124,609,547.51	233,614,728.00	109,005,180.49	82,380,733.24
67	FOREIGN MISSION: COTONOU	62,137,601.50	67,076,584.35	9,715,923.08	138,930,108.93	286,312,211.00	147,382,102.07	71,101,212.22
68	FOREIGN MISSION: DAKAR	34,565,315.20	50,171,619.85	0.00	84,736,935.05	243,014,133.00	158,277,197.95	130,364,515.45
69	FOREIGN MISSION: DAMASCUS	44,797,582.34	119,130,542.92	0.00	163,928,125.26	235,296,871.00	71,368,745.74	107,894,563.64
70	"FOREIGN MISSION: DAR-ES- SALAAM"	14,364,069.31	1,277,564.40	0.00	15,641,633.71	301,653,284.00	286,011,650.29	84,468,635.09
71	FOREIGN MISSION: DOUALA	19,587,315.42	30,925,634.09	0.00	50,512,949.51	196,649,327.00	146,136,377.49	67,350,599.35
72	"FOREIGN MISSION: DUBAI TRADE MISSIONS"	0.00	0.00	0.00	0.00	252,880,728.00	252,880,728.00	150,343,225.75
73	FOREIGN MISSION: DUBLIN	109,202,971.71	99,647,419.64	8,136,885.82	216,987,277.17	418,886,920.00	201,899,642.83	301,371,218.29
74	FOREIGN MISSION: FREETOWN	13,135,542.49	187,075,452.00	0.00	200,210,994.50	259,585,367.00	59,374,372.50	167,440,174.55
75	"FOREIGN MISSION: GABORONE"	84,978,388.08	114,352,941.18	0.00	199,331,329.26	270,001,850.00	70,670,520.74	116,591,855.90
76	FOREIGN MISSION: GENEVA	203,818,124.55	204,677,536.67	0.00	408,495,661.21	765,763,311.00	357,267,649.79	360,090,258.08
77	FOREIGN MISSION: HANOI	56,287,642.47	62,187,000.97	979,242.47	119,453,885.91	250,145,710.00	130,691,824.09	111,751,976.91
78	FOREIGN MISSION: HARARE	38,789,051.28	58,047,757.34	0.00	96,836,808.62	267,038,381.00	170,201,572.38	137,115,360.61
79	FOREIGN MISSION: HAVANA	54,633,477.43	61,990,719.33	0.00	116,624,196.75	263,886,464.00	147,262,267.25	296,467,257.53
80	"FOREIGN MISSION: HONGKONG"	43,670,387.41	59,747,132.79	3,042,693.14	106,460,213.34	267,225,915.00	160,765,701.66	141,946,951.12
81	FOREIGN MISSION:	36,858,115.94	76,534,242.42	0.00	113,392,358.36	202,135,371.00	88,743,012.64	114,140,531.60
82	FOREIGN MISSION: JAKARTA	33,742,751.48	77,917,200.00	0.00	111,659,951.48	265,471,772.00	153,811,820.52	127,350,065.76
83	FOREIGN MISSION: JEDDAH	221,715,441.31	132,896,351.76	0.00	354,611,793.07	437,577,331.00	82,965,537.93	339,335,715.55
84	"FOREIGN MISSION: JOHANNESBURG"	71,307,126.94	87,048,484.84	0.00	158,355,611.78	255,554,240.00	97,198,628.22	171,727,676.73



NOTE 13								
SALARIES & WAGES -- contd.								
S/N	MDA	SALARIES AND WAGES	ALLOWANCES	SOCIAL CONTRIBUTIONS	TOTALS	BUDGET	VARIANCE	
		210101	210201	210202				2019
		₦	₦	₦	₦	₦	₦	
88	"FOREIGN MISSION: KIGALI RWANDA"	58,533,679.05	72,352,326.70	0.00	130,886,005.75	254,844,030.00	123,958,024.25	128,408,792.24
89	FOREIGN MISSION: KINGSTON	0.00	0.00	0.00	0.00	223,913,609.00	223,913,609.00	192,851,308.83
90	FOREIGN MISSION: KINSHASA	38,805,757.58	83,769,166.67	0.00	122,574,924.24	215,705,552.00	93,130,627.76	140,440,216.26
91	"FOREIGN MISSION: KUALA LUMPUR"	0.00	0.00	0.00	0.00	306,000,860.00	306,000,860.00	161,351,761.47
92	FOREIGN MISSION: KUWAIT	83,259,583.33	83,716,959.06	0.00	166,976,542.40	189,890,679.00	22,914,136.60	153,151,303.03
93	FOREIGN MISSION: LIBREVILLE	58,882,506.17	37,342,000.00	0.00	96,224,506.17	206,366,741.00	110,142,234.83	146,829,233.34
94	FOREIGN MISSION: LISBON	104,886,519.63	97,979,194.81	0.00	202,865,714.44	232,642,304.00	29,776,589.56	202,696,874.67
95	FOREIGN MISSION: LOME	144,901,061.30	73,492,668.98	0.00	218,393,730.28	211,351,708.00	-7,042,022.28	102,558,766.95
96	FOREIGN MISSION: LONDON	0.00	0.00	0.00	0.00	1,108,300,236.00	1,108,300,236.00	464,857,116.38
97	FOREIGN MISSION: LUANDA	48,224,242.42	54,517,606.06	0.00	102,741,848.48	158,008,703.00	55,266,854.52	97,916,954.61
98	FOREIGN MISSION: LUSAKA	88,485,983.48	87,440,913.28	21,020,202.00	196,947,098.76	187,924,552.00	-9,022,546.76	95,535,554.89
99	FOREIGN MISSION: MADRID	87,593,009.46	115,273,596.43	7,208,313.59	210,074,919.48	741,362,060.00	531,287,140.52	459,246,392.85
100	FOREIGN MISSION: MALABO	57,061,016.22	89,598,024.13	0.00	146,659,040.34	230,606,612.00	83,947,571.66	93,853,097.54
101	FOREIGN MISSION: MANILLA	63,861,011.76	169,316,803.03	0.00	233,177,814.79	208,093,163.00	-25,084,651.79	146,829,233.33
102	FOREIGN MISSION: MAPUTO	20,538,085.80	44,408,005.08	0.00	64,946,090.88	237,653,635.00	172,707,544.12	105,618,456.45
103	"FOREIGN MISSION: MEXICO CITY"	38,178,506.45	69,292,399.80	0.00	107,470,906.25	233,873,869.00	126,402,962.75	102,009,930.00
104	FOREIGN MISSION: MONROVIA	0.00	79,242,712.50	0.00	79,242,712.50	230,850,679.00	151,607,966.50	79,242,712.50
105	FOREIGN MISSION: MOSCOW	571,489,638.97	18,065,207.28	0.00	589,554,846.25	458,962,089.00	-130,592,757.25	269,497,533.38
106	FOREIGN MISSION: NAIROBI	29,645,704.11	94,592,715.42	208,438.79	124,446,858.33	327,213,511.00	202,766,652.67	165,086,919.85
107	"FOREIGN MISSION: N'DJAMENA"	44,575,540.05	98,271,012.93	8,523,615.34	151,370,168.32	333,442,445.00	182,072,276.68	178,082,550.97
108	FOREIGN MISSION: NEW DELHI	53,047,681.24	119,588,555.87	0.00	172,636,237.11	299,619,745.00	126,983,507.89	230,181,649.48
109	"FOREIGN MISSION: NEW YORK (CG)"	169,832,473.33	100,748,973.33	0.00	270,581,446.67	844,680,581.00	574,099,134.33	491,966,266.67
110	"FOREIGN MISSION: NEW YORK (PM)"	166,866,116.49	291,067,666.80	0.00	457,933,783.29	1,478,153,309.00	1,020,219,525.71	610,578,377.72
111	FOREIGN MISSION: NIAMEY	17,119,211.24	43,098,068.42	8,590,693.47	68,807,973.13	233,899,956.00	165,091,982.87	105,858,420.20
112	"FOREIGN MISSION: NNJC - NIAMEY"	19,953,523.02	57,892,121.21	0.00	77,845,644.23	173,483,894.00	95,638,249.77	111,208,063.18
113	FOREIGN MISSION: OTTAWA	282,462,949.40	128,152,778.94	0.00	410,615,728.34	582,581,597.00	171,965,868.66	359,822,423.24
114	"FOREIGN MISSION: OUAGADOUGOU"	30,815,070.17	44,995,828.79	1,784,960.67	77,595,859.63	232,682,231.00	155,086,371.37	96,994,824.54
115	FOREIGN MISSION: PARIS	277,867,427.19	239,454,818.94	0.00	517,322,246.13	564,180,178.00	46,857,931.87	483,146,344.79
116	"FOREIGN MISSION: PORT OF SPAIN"	40,843,845.68	43,771,350.13	0.00	84,615,195.81	254,969,711.00	170,354,515.19	130,177,224.33
117	FOREIGN MISSION: PRETORIA	45,936,321.67	112,561,781.20	2,137,766.25	160,635,869.12	329,643,380.00	169,007,510.88	248,250,110.79
118	"FOREIGN MISSION: PYONG YANG"	11,813,606.30	29,567,212.60	0.00	41,380,818.90	235,510,617.00	194,129,798.10	55,174,425.20
119	FOREIGN MISSION: RABAT	52,747,861.41	75,323,334.40	2,623,203.11	130,694,398.92	284,060,399.00	153,366,000.08	163,367,998.65
120	FOREIGN MISSION: RIYADH	162,488,567.49	96,642,527.92	0.00	259,131,095.40	314,590,361.00	55,459,265.60	272,121,728.94
121	FOREIGN MISSION: ROME	210,317,721.50	209,312,344.82	0.00	419,630,066.32	505,576,412.00	85,946,345.68	429,059,430.59
122	FOREIGN MISSION: SAO TOME	55,524,387.93	90,451,094.41	2,465,349.00	148,440,831.34	242,925,035.00	94,484,203.66	137,124,831.97
123	FOREIGN MISSION: SEOUL	146,312,254.99	130,388,110.33	1,735,031.56	278,435,396.88	373,163,627.00	94,728,230.12	211,460,982.76
124	FOREIGN MISSION: SHANGHAI	52,689,600.66	78,344,662.04	0.00	131,034,262.70	352,424,244.00	221,389,981.30	151,876,267.38
125	FOREIGN MISSION: SINGAPORE	60,063,103.17	61,731,684.61	13,840,428.57	135,635,216.36	445,450,411.00	309,815,194.64	237,426,103.40
126	"FOREIGN MISSION: STOCKHOLM"	42,841,007.53	44,653,687.99	0.00	87,494,695.52	340,772,658.00	253,277,962.48	218,367,912.22
127	FOREIGN MISSION: TEHRAN	66,051,832.16	81,387,613.64	0.00	147,439,445.80	263,377,132.00	115,937,686.20	232,952,173.81
128	FOREIGN MISSION: TEL AVIV	126,988,442.04	84,322,104.98	0.00	211,310,547.02	319,428,231.00	108,117,683.98	258,125,695.32
129	FOREIGN MISSION: THE HAGUE	197,839,180.25	130,451,930.31	5,083,448.28	333,374,558.83	445,146,876.00	111,772,317.17	273,403,281.82
130	FOREIGN MISSION: TOKYO	236,853,509.95	228,172,527.52	0.00	465,026,037.47	624,176,361.00	159,150,323.53	407,681,091.74
131	FOREIGN MISSION: TRIPOLI	25,659,622.57	53,313,488.48	0.00	78,973,111.05	219,941,110.00	140,967,998.95	121,497,093.92



NOTE 13								
SALARIES & WAGES -- contd.								
S/N	MDA	SALARIES AND WAGES	ALLOWANCES	SOCIAL CONTRIBUTIONS	TOTALS	BUDGET	VARIANCE	2019
		210101	210201	210202				
		₦	₦	₦	₦	₦	₦	
132	FOREIGN MISSION: TUNIS	24,019,247.77	86,828,316.09	1,891,408.97	112,738,972.82	295,298,458.00	182,559,485.18	139,371,902.57
133	FOREIGN MISSION: VIENNA	71,529,808.14	72,841,947.27	4,250,906.38	148,622,661.80	512,184,044.00	363,561,382.20	330,272,581.77
134	FOREIGN MISSION: WARSAW	24,482,600.74	43,298,107.62	6,219,984.64	74,000,692.99	294,361,311.00	220,360,618.01	182,088,142.68
135	"FOREIGN MISSION: WASHINGTON"	0.00	0.00	0.00	0.00	963,033,576.00	963,033,576.00	688,017,993.95
136	FOREIGN MISSION: WINDHOEK	13,470,438.41	41,241,328.57	1,338,023.97	56,049,790.95	295,337,620.00	239,287,829.05	65,940,930.53
137	FOREIGN MISSION: YAOUNDE	84,808,386.14	28,434,511.27	0.00	113,242,897.41	251,621,588.00	138,378,690.59	131,583,536.39
138	"FOREIGN MISSION, JUBA, SOUTH SUDAN"	34,743,575.86	0.00	71,407,139.39	106,150,715.25	252,047,279.00	145,896,563.75	601,827,702.60
139	FOREIGN MISSIONS, ABU DHAB	61,313,796.05	89,873,475.72	0.00	151,187,271.77	329,572,020.00	178,384,748.23	299,862,536.07
140	"FOREIGN MISSION LILONGWE, MALAWI"	18,184,915.54	66,077,720.75	0.00	84,262,636.29	242,897,367.00	158,634,730.71	82,225,788.00
141	"FOREIGN MISSION PRAQUE, CZECH REPUBLIC"	74,154,595.07	214,853,921.35	0.00	289,008,516.42	148,779,012.00	-140,229,504.42	119,366,949.61
142	FOREIGN MISSION VATICAN	40,898,927.97	46,019,163.34	0.00	86,918,091.31	271,076,192.00	184,158,100.69	186,290,939.79
143	"CONSULATE GENERAL FRANKFURT, GERMANY"	70,053,769.83	116,805,304.57	0.00	186,859,074.39	327,156,111.00	140,297,036.61	199,331,329.26
144	"FOREIGN MISSION DOHA, QATAR"	31,456,134.45	74,769,605.93	0.00	106,225,740.38	307,537,898.00	201,312,157.62	132,782,175.48
145	PERMANENT REPRESENTATION, ECOWAS, ABUJA	36,376,406.65	84,682,931.93	0.00	121,059,338.58	182,051,436.00	60,992,097.42	301,639,079.75
146	"FOREIGN MISSION AMMAN, JORDAN"	0.00	0.00	0.00	0.00	379,502,024.00	379,502,024.00	262,685,083.82
147	"FOREIGN MISSION GUANGZHOU, CHINA"	27,885,349.17	94,521,989.39	0.00	122,407,338.56	290,694,952.00	168,287,613.44	163,209,784.75
148	"FEDERAL MINISTRY OF INFORMATION & CULTURE - HQTRS"	2,497,790,018.35	124,914,254.82	304,819,422.77	2,927,523,695.94	2,927,523,697.00	1.06	3,622,832,914.65
149	NIGERIAN TELEVISION AUTHORITY	4,564,706,323.00	970,500,000.00	570,060,258.96	6,105,266,581.96	6,105,808,788.00	542,206.04	5,952,614,906.99
150	"FEDERAL RADIO CORPORATION OF NIGERIA"	5,527,274,847.00	1,198,727,576.00	690,909,356.00	7,416,911,779.00	7,416,911,780.00	1.00	7,573,417,888.85
151	NEWS AGENCY OF NIGERIA	1,066,520,713.67	230,000,000.00	127,784,542.93	1,424,305,256.60	1,483,789,814.00	59,484,557.40	1,428,241,963.24
152	VOICE OF NIGERIA	1,343,934,533.09	412,244,548.08	166,535,341.76	1,922,714,422.93	1,922,714,424.00	1.07	1,729,389,824.88
153	NIGERIAN FILM CORPORATION	385,656,382.89	93,000,000.00	33,735,407.91	512,391,790.80	600,082,185.00	87,690,394.20	449,445,747.63
154	NATIONAL BROADCASTING	650,799,894.39	101,998,198.00	62,461,932.00	815,260,024.39	664,155,587.00	-151,104,437.39	636,025,872.63
155	NIGERIA PRESS COUNCIL	151,318,431.37	22,410,702.00	20,714,005.69	194,443,139.06	220,430,656.00	25,987,516.94	162,021,100.38
156	"NATIONAL FILM AND VIDEO CENSOR BOARD"	618,466,207.63	126,093,158.00	77,606,151.55	822,165,517.18	824,548,522.00	2,383,004.82	775,848,064.79
157	ADVERTISING PRACTITIONERS OF NIGERIA	241,928,677.43	51,359,538.00	31,211,779.69	324,499,995.12	332,265,556.00	7,765,560.88	205,360,482.45
158	"NIGERIAN TOURISM DEVELOPMENT CORPORATION"	521,121,070.56	0.00	66,414,131.35	587,535,201.91	597,727,183.00	10,191,981.09	588,633,961.95
159	"NATIONAL COMMISSION FOR MUSEUMS AND MONUMENTS"	2,876,724,491.24	406,368,219.00	359,950,108.00	3,643,042,818.24	3,645,919,192.00	2,876,373.76	3,422,840,547.48
160	"NATIONAL COUNCIL OF ARTS AND CULTURE"	1,255,921,404.34	265,460,220.00	152,999,058.29	1,674,380,682.63	1,678,393,416.00	4,012,733.37	1,433,683,130.78
161	"CENTRE FOR BLACK AFRICAN ARTS AND CIVILISATION"	293,482,427.55	44,278,927.00	38,853,160.00	376,614,514.55	393,957,363.00	17,342,848.45	353,080,956.27
162	NATIONAL TROUPE OF NIGERIA	120,702,358.64	26,445,571.09	32,198,314.31	179,346,244.04	179,346,245.00	0.96	180,522,926.96
163	NATIONAL THEATRE	267,193,244.01	54,808,921.00	31,635,450.27	353,637,615.28	356,547,108.00	2,909,492.72	324,335,842.69
164	NATIONAL GALLERY OF ART	1,286,310,743.23	273,799,971.97	163,518,487.19	1,723,629,202.39	1,745,466,357.00	21,837,154.61	1,752,784,684.72
165	NATIONAL WAR MUSEUM - UMUAHIA	72,311,568.90	9,000,000.00	6,203,751.19	87,515,320.09	110,339,822.00	22,824,501.91	79,439,637.69
166	NATIONAL INST. OF HOSPITALITY AND TOURISM DEVELOPMENT STUDIES	1,210,353,180.45	0.00	94,299,495.14	1,304,652,675.59	1,361,453,138.00	56,800,462.41	1,270,389,320.80
167	"NATIONAL INSTITUTE FOR CULTURE ORIENTATION"	1,405,867,442.68	0.00	160,934,467.90	1,566,801,910.58	1,584,455,632.00	17,653,721.42	1,341,284,671.85
168	"INSTITUTE OF ARCHEOLOGY AND MUSEUM STUDIES, JOS"	133,488,562.02	0.00	11,307,763.75	144,796,325.77	179,954,155.00	35,157,829.23	133,691,976.51
169	NATIONAL ORIENTATION AGENCY	5,439,608,484.96	0.00	679,951,060.78	6,119,559,545.74	6,119,559,546.00	0.26	5,873,677,946.74
170	MINISTRY OF INTERIOR - HQTRS	813,675,611.47	0.00	99,715,843.50	913,391,454.97	915,385,064.00	1,993,609.03	3,659,166,659.58
171	NIGERIA CORRECTIONAL SERVICE	36,056,565,946.99	4,434,004,072.39	3,705,573,891.86	44,196,143,911.24	46,794,089,065.00	2,597,945,153.76	41,560,082,321.23



NOTE 13								
SALARIES & WAGES -- contd.								
S/N	MDA	SALARIES AND WAGES	ALLOWANCES	SOCIAL CONTRIBUTIONS	TOTALS	BUDGET	VARIANCE	2019
		210101	210201	210202				
		₦	₦	₦	₦	₦	₦	
172	NIGERIA IMMIGRATION SERVICE	33,310,242,730.00	22,077,254,160.53	3,725,804,568.44	59,113,301,458.97	54,212,808,020.00	-4,900,493,438.97	46,920,241,794.40
173	"NIGERIA SECURITY AND CIVIL DEFENCE CORPS"	61,362,772,113.81	8,704,851,473.73	7,430,221,449.96	77,497,845,037.50	84,871,970,508.00	7,374,125,470.50	80,645,811,928.00
174	"CIVIL DEFENCE, IMMIGRATION AND PRISON SERVICE BOARD (CIPB)"	121,623,552.00	0.00	12,458,536.45	134,082,088.45	134,365,755.00	283,666.55	133,894,784.58
175	FEDERAL FIRE SERVICE	4,782,607,190.96	1,041,325,377.00	597,825,898.00	6,421,758,465.96	6,421,758,466.00	0.04	5,508,543,704.64
176	"NIGERIA POLICE ACADEMY WUDIL, KANO"	0.00	0.00	0.00	0.00	979,466,661.00	979,466,661.00	1,089,114,558.70
177	"POLICE FORMATIONS AND COMMANDS"	302,160,996,374.85	41,661,540,971.33	33,614,664,441.78	377,437,201,787.96	370,949,627,545.00	-6,487,574,242.96	333,326,103,881.66
178	"OFFICE OF THE HEAD OF THE CIVIL SERVICE OF THE FEDERATION - HQTRS"	1,998,672,282.21	0.00	253,473,288.00	2,252,145,570.21	2,292,515,675.00	40,370,104.79	2,219,624,744.73
179	"FEDERAL GOVT STAFF HOUSING LOANS BOARD"	139,237,576.00	0.00	17,404,697.00	156,642,273.00	156,642,273.00	0.00	161,926,929.08
180	"ADMINISTRATIVE STAFF COLLEGE OF NIGERIA"	705,745,242.87	17,536,975.00	86,833,958.68	810,116,176.55	810,116,327.00	150.45	725,149,284.07
181	FEDERAL TRAINING CENTRE,ENUGU	50,262,323.00	0.00	5,238,618.63	55,500,941.63	56,545,116.00	1,044,174.37	23,621,391.54
182	FEDERAL TRAINING CENTRE,ILORIN	57,377,252.00	0.00	6,932,443.59	64,309,695.59	64,549,415.00	239,719.41	24,645,495.72
183	FEDERAL TRAINING CENTRE,KADUNA	53,961,944.00	0.00	6,276,770.16	60,238,714.16	60,707,189.00	468,474.84	25,200,705.27
184	FEDERAL TRAINING CENTRE,LAGOS	88,203,465.32	0.00	10,686,357.91	98,889,823.23	99,228,902.00	339,078.77	38,893,249.07
185	FEDERAL TRAINING CENTRE,MAIDUGURI	46,366,888.00	0.00	5,522,074.48	51,888,962.48	52,162,749.00	273,786.52	23,498,227.68
186	FEDERAL TRAINING CENTRE,CALABAR	43,087,344.00	0.00	5,257,316.55	48,344,660.55	49,147,100.00	802,439.45	19,451,571.62
187	PUBLIC SERVICE INSTITUTE OF NIGERIA.	202,862,501.00	0.00	23,116,552.27	225,979,053.27	226,836,098.00	857,044.73	210,292,663.41
188	BUREAU OF PUBLIC SERVICE REFORMS	67,650,931.60	31,325,627.65	8,583,726.83	107,560,286.08	77,253,538.00	-30,306,748.08	79,944,491.71
189	"AUDITOR GENERAL FOR THE FEDERATION"	1,769,952,405.60	0.00	176,785,002.33	1,946,737,407.93	1,991,196,457.00	44,459,049.07	1,955,862,310.32
190	PUBLIC COMPLAINTS COMMISSION	6,497,399,893.77	0.00	0.00	6,497,399,893.77	4,700,000,000.00	-1,797,399,893.77	4,389,046,360.80
191	FEDERAL CIVIL SERVICE COMMISSION	624,454,046.47	0.00	51,121,130.12	675,575,176.59	680,372,491.00	4,797,314.41	738,749,975.72
192	INDEPENDENT NATIONAL ELECTORAL COMMISSION	28,233,420,729.54	0.00	0.00	28,233,420,729.54	20,320,494,696.21	-7,912,926,033.33	21,023,001,782.91
193	FEDERAL CHARACTER COMMISSION	1,697,288,861.10	380,000,000.00	157,641,875.98	2,234,930,737.08	2,390,693,169.00	155,762,431.92	1,917,358,454.00
194	"FEDERAL MINISTRY OF POLICE AFFAIRS"	1,825,049,498.16	0.00	182,730,353.81	2,007,779,851.97	2,054,958,308.00	47,178,456.03	-
195	"MINISTRY OF COMMUNICATION TECHNOLOGY HQTRS"	737,152,122.08	0.00	91,860,769.86	829,012,891.94	829,296,140.00	283,248.06	786,770,328.50
196	NIGERIA COMMUNICATION SATELLITE	2,233,474,472.05	0.00	157,702,915.61	2,391,177,387.66	2,574,533,281.00	183,355,893.34	2,328,040,601.97
197	NIPOST	7,856,894,617.25	0.00	1,237,439,532.08	9,094,334,149.33	9,094,334,176.00	26.67	8,860,271,775.16
198	NATIONAL SECURITY ADVISER	1,201,794,384.70	4,094,420,488.00	28,973,877.26	5,325,188,749.96	7,048,508,052.00	1,723,319,302.04	1,513,587,969.84
199	"DIRECTORATE OF STATE SECURITY SERVICE"	33,698,374,515.76	4,212,296,814.00	11,948,756,605.20	49,859,427,934.96	52,280,134,244.00	2,420,706,309.04	13,372,151,378.49
200	"NATIONAL INTELLIGENCE AGENCY"	28,157,655,560.16	385,015,584.38	1,011,004,391.41	29,553,675,535.95	38,485,129,691.00	8,931,454,155.05	11,592,972,887.49
201	PRESIDENTIAL AIR FLEETS (STATE HOUSE)	41,183,610.23	416,900,000.00	2,019,712.53	460,103,322.76	426,506,762.00	-33,596,560.76	426,267,206.84
202	"NATIONAL INSTITUTE FOR SECURITY STUDIES"	366,295,364.00	6,013,041.00	46,178,812.96	418,487,217.96	418,487,218.00	0.04	-
203	CODE OF CONDUCT TRIBUNAL	364,624,879.00	98,700,000.00	41,270,713.47	504,595,592.47	504,726,915.00	131,322.53	471,467,237.73
204	"INFRASTRUCTURE CONCESSION REGULATORY COMMISSION"	839,948,207.16	0.00	67,042,983.84	906,991,191.00	946,530,654.00	39,539,463.00	894,012,842.98
205	POLICE SERVICE COMMISSION HQTRS	513,286,080.00	0.00	60,805,993.29	574,092,073.29	577,446,842.00	3,354,768.71	580,680,890.58
206	"SECRETARY TO THE GOVERNMENT OF THE FEDERATION HQTRS"	3,789,141,291.66	376,000,000.00	227,059,370.73	4,392,200,662.39	3,908,919,586.00	-483,281,076.39	4,469,235,533.24
207	"NATIONAL IDENTITY MANAGEMENT COMMISSION"	3,795,284,603.63	0.00	474,418,862.68	4,269,703,466.31	4,269,769,763.00	66,296.69	4,171,932,331.57
208	NATIONAL MERIT AWARD	0.00	0.00	0.00	0.00	37,445,889.00	37,445,889.00	34,175,864.96
209	FEDERAL ROAD SAFETY COMMISSION	27,751,893,302.77	6,147,759,504.00	3,382,689,587.32	37,282,342,394.09	37,050,687,163.00	-231,655,231.09	34,036,464,731.41
210	PRESIDENTIAL ADVISORY COMMITTEE	0.00	0.00	0.00	0.00	-	0.00	183,904,073.69
211	"NEW PARTNERSHIP FOR AFRICAN DEVELOP	166,946,615.97	0.00	19,385,681.63	186,332,297.60	187,828,362.00	1,496,064.40	183,904,073.69
212	"NATIONAL AGENCY FOR THE CONTROL OF AIDS (NACA)"	565,234,493.56	166,203,642.00	69,165,037.62	800,603,173.18	802,298,977.00	1,695,803.82	766,113,231.66



NOTE 13								
SALARIES & WAGES -- contd.								
S/N	MDA	SALARIES AND WAGES	ALLOWANCES	SOCIAL CONTRIBUTIONS	TOTALS	BUDGET	VARIANCE	
		210101	210201	210202				2019
		₦	₦	₦	₦	₦	₦	
213	NATIONAL PENSION COMMISSION	0.00	0.00	65,909,343,248.25	65,909,343,248.25	-	-65,909,343,248.25	36,997,872,596.00
214	"NATIONAL HAJJ COMMISSION OF NIGERIA"	409,578,497.70	0.00	44,890,800.86	454,469,298.56	456,554,778.00	2,085,479.44	314,560,527.65
215	"NIGERIA CHRISTIAN PILGRIM COMMISSION"	164,212,701.98	0.00	19,893,395.60	184,106,097.58	184,847,789.00	741,691.42	177,407,149.53
216	NATIONAL LOTTERY TRUST FUND	0.00	0.00	0.00	0.00	467,112,606.00	467,112,606.00	450,219,753.75
217	"NATIONAL LOTTERY REGULATORY COMMISSION"	0.00	0.00	0.00	0.00	1,627,665,235.00	1,627,665,235.00	1,518,985,841.86
218	"NATIONAL BOUNDARY COMMISSION (NBC) HQTRS"	279,539,509.20	0.00	23,646,341.82	303,185,851.02	326,631,056.00	23,445,204.98	355,766,146.07
219	"BORDER COMMUNITIES DEVELOPMENT AGENCY (BCDA) HQTRS"	206,742,840.12	0.00	23,868,944.71	230,611,784.83	232,585,695.00	1,973,910.17	192,142,838.43
220	TERTIARY EDUCATION TRUST FUND	3,305,630,544.50	345,269,088.97	433,833,802.34	4,084,733,435.81	3,954,335,598.52	-130,397,837.29	3,712,231,168.45
ECONOMIC SECTOR								
221	"FEDERAL MINISTRY OF AGRICULTURE AND RURAL DEVELOPMENT HQTRS"	5,866,045,682.40	0.00	710,225,437.91	6,576,271,120.31	6,622,492,512.00	46,221,391.69	6,591,958,309.51
222	"FEDERAL COLLEGE OF PRODUCE INSPECTION AND STORED PRODUCTS TECHNOLOGY, KANO"	300,151,141.45	0.00	25,021,497.10	325,172,638.55	372,781,567.00	47,608,928.45	310,967,033.26
223	"AGRICULTURAL RESEARCH AND MANAGEMENT INSTITUTE (ARMTI) - ILORIN"	345,139,743.00	0.00	41,774,125.68	386,913,868.68	386,492,735.00	-421,133.68	398,528,248.45
224	"NATIONAL CENTRE FOR AGRICULTURAL MECHANISATION- ILORIN"	422,206,996.00	0.00	51,391,659.00	473,598,655.00	473,598,656.00	1.00	432,181,986.17
225	"NATIONAL CEREALS RESEARCH INSTITUTE-BADEGGI"	1,010,235,611.00	427,167.00	123,517,407.46	1,134,180,185.46	1,135,847,247.00	1,667,061.54	1,180,435,724.73
226	"NATIONAL VETERINARY RESEARCH INSTITUTE-VOM"	1,558,218,365.24	480,297,702.00	260,594,564.04	2,299,110,631.28	2,284,823,560.00	-14,287,071.28	2,314,829,900.99
227	"NATIONAL ROOT CROPS RESEARCH INSTITUTE-UMUDIKE"	1,746,939,106.00	14,550,000.00	217,131,522.91	1,978,620,628.91	1,978,731,413.00	110,784.09	1,960,446,052.55
228	"NATIONAL INSTITUTE FOR OIL PALM RESEARCH (NIFOR) - BENIN"	1,497,500,662.00	8,786,199.00	185,803,368.00	1,692,090,229.00	1,692,090,231.00	2.00	1,605,432,111.83
229	"INSTITUTE OF AGRICULTURAL RESEARCH-ZARIA"	866,439,601.96	0.00	92,328,680.91	958,768,282.87	1,283,489,571.00	324,721,288.13	1,115,020,103.56
230	"NATIONAL ANIMAL PRODUCT RESEARCH INSTITUTE- ZARIA"	741,957,604.07	26,062,064.79	59,487,060.74	827,506,729.60	1,575,898,517.00	748,391,787.40	1,536,607,250.77
231	"NATIONAL HORTICULTURAL RESEARCH INSTITUTE- IBADAN"	1,162,747,453.50	735,350.00	150,713,477.00	1,314,196,280.50	1,367,495,013.00	53,298,732.50	1,316,073,904.33
232	COCOA RESEARCH INSTITUTE- IBADAN	0.00	937,366,153.00	116,556,730.03	1,053,922,883.03	1,054,442,367.00	519,483.97	1,047,299,173.84
233	"INSTITUTE OF AGRICULTURAL RESEARCH AND TRAINING- IBADAN"	643,523,350.40	610,674.09	86,921,347.39	731,055,371.88	1,283,791,335.00	552,735,963.12	1,131,069,055.67
234	RUBBER RESEARCH INSTITUTE- BENIN	1,212,395,493.00	0.00	148,110,187.44	1,360,505,680.44	1,369,664,266.00	9,158,585.56	1,244,224,948.44
235	"NATIONAL INSTITUTE OF FRESHWATER FISH-NEW BUSSA"	484,352,271.92	0.00	80,047,023.00	564,399,294.92	564,452,853.00	53,558.08	537,272,017.28
236	"NATIONAL AGRIC. EXTENSION RESEARCH LIAISON SERVICES- ZARIA"	562,763,551.86	0.00	70,884,559.66	633,648,111.52	1,182,415,732.00	548,767,620.48	981,949,612.58
237	VETERINARY COUNCIL OF NIGERIA	77,342,902.58	15,571,000.00	7,965,289.10	100,879,191.68	101,770,651.00	891,459.32	102,042,181.83
238	"FEDERAL COLLEGE OF ANIMAL HEALTH AND PRODUCTION TECHNOLOGY - IBADAN"	914,379,898.67	105,809,044.00	112,158,997.00	1,132,347,939.67	1,126,313,735.00	-6,034,204.67	1,031,927,651.73
239	FEDERAL COLLEGE OF AGRICULTURE - AKURE	417,550,969.00	6,228,951.00	51,052,415.00	474,832,335.00	474,832,337.00	2.00	459,708,203.14
240	"FEDERAL COLLEGE OF AGRICULTURE, MOORE PLANTATION- IBADAN"	510,566,499.53	1,423,995.00	62,603,885.00	574,594,379.53	574,623,369.00	28,989.47	561,760,162.10
241	"FEDERAL COLLEGE OF AGRICULTURE - ISHIAGU"	1,388,508,727.00	0.00	163,773,576.22	1,552,282,303.22	1,579,833,206.00	27,550,902.78	1,356,840,770.09
242	"FEDERAL COLLEGE OF FRESH WATER FISHERIES TECHNOLOGY - NEW BUSSA"	283,762,162.00	0.00	34,560,884.90	318,323,046.90	319,349,844.00	1,026,797.10	313,757,837.57



NOTE 13								
SALARIES & WAGES -- contd.								
S/N	MDA	SALARIES AND WAGES	ALLOWANCES	SOCIAL CONTRIBUTIONS	TOTALS	BUDGET	VARIANCE	2019
		210101	210201	210202				
		₦	₦	₦	₦	₦	₦	
243	"FEDERAL COLLEGE OF ANIMAL HEALTH AND PRODUCTION TECHNOLOGY - VOM"	244,970,137.97	266,000,000.00	83,354,954.00	594,325,091.97	655,364,739.00	61,039,647.03	536,218,389.85
244	"COLLEGE OF VETERINARY AND MEDICAL LABORATORY TECHNOLOGY - VOM"	393,084,618.00	52,411,898.00	43,961,654.86	489,458,170.86	495,160,379.00	5,702,208.14	439,739,233.62
245	"FEDERAL COLLEGE OF FRESH WATER FISHERIES - BAGA"	150,477,435.21	0.00	19,366,980.00	169,844,415.21	183,580,923.00	13,736,507.79	206,230,595.17
246	"FEDERAL COLLEGE OF FISHERIES AND MARINE TECHNOLOGY - LAGOS"	562,274,696.00	30,764,006.77	71,813,666.69	664,852,369.46	672,549,718.00	7,697,348.54	550,499,906.04
247	FEDERAL CO-OPERATIVE COLLEGE- IBADAN	106,942,338.00	0.00	11,441,069.07	118,383,407.07	118,925,915.00	542,507.93	110,675,517.64
248	FEDERAL CO-OPERATIVE COLLEGE- KADUNA	111,919,343.42	10,083,000.00	12,739,307.00	134,741,650.42	125,847,484.00	-8,894,166.42	100,090,517.34
249	FEDERAL CO-OPERATIVE COLLEGE- OJI RIVER	90,561,087.26	4,220,992.00	6,700,539.61	101,482,618.87	106,301,691.00	4,819,072.13	102,110,306.97
250	"FEDERAL COLLEGE OF LAND RESOURCES TECHNOLOGY - OWERRI"	316,076,785.46	0.00	38,957,504.54	355,034,290.00	355,034,292.00	2.00	329,277,482.67
251	"FEDERAL COLLEGE OF LAND RESOURCES TECHNOLOGY, KURU - JOS"	213,878,724.00	0.00	24,305,376.90	238,184,100.90	239,377,848.00	1,193,747.10	228,607,145.25
252	"FEDERAL COLLEGE OF HORTICULTURE, DADIN-KOWA, GOMBE"	566,255,767.00	0.00	66,881,746.89	633,137,513.89	635,969,324.00	2,831,810.11	648,456,656.71
253	NIGERIAN INSTITUTE OF ANIMAL SCIENCE	197,253,266.42	21,945,843.00	23,785,946.00	242,985,055.42	243,153,443.00	168,387.58	233,494,140.12
254	"NIGERIAN INSTITUTE OF SOIL SCIENCE (NISS) HQTRS"	97,149,258.10	0.00	5,670,940.10	102,820,198.20	108,166,775.00	5,346,576.80	102,882,733.74
255	"NIGERIA STORED PRODUCTS RESEARCH, ILORIN"	740,702,392.50	0.00	65,045,252.47	805,747,644.97	839,002,209.00	33,254,564.03	700,420,578.70
256	NATIONAL AGRICULTURE SEEDS COUNCIL	587,147,399.00	0.00	72,142,180.25	659,289,579.25	659,289,581.00	1.75	633,608,955.18
257	"NIGERIA AGRICULTURAL QUARANTINE SERVICE"	1,085,569,496.79	0.00	124,365,467.47	1,209,934,964.26	1,238,072,327.00	28,137,362.74	-
258	"AGRICULTURAL RESEARCH COUNCIL OF NIGERIA"	387,455,711.00	11,992,295.00	47,380,165.00	446,828,171.00	446,828,172.00	1.00	436,846,000.27
259	"OFFICE OF THE PERMANENT REPRESENTATIVE TO FAO"	9,637,984.25	0.00	0.00	9,637,984.25	38,551,937.00	28,913,952.75	9,637,984.25
260	LAKE CHAD RESEARCH INSTITUTE MAIDUGURI	335,853,941.00	231,000.00	39,715,285.03	375,800,226.03	376,451,468.00	651,241.97	355,054,435.06
261	"NIGERIA INSTITUTE OF OCEANOGRAPHY AND MARINE RESEARCH"	879,291,581.00	0.00	108,527,232.00	987,818,813.00	987,818,815.00	2.00	824,032,809.91
262	"FEDERAL UNIVERSITY OF AGRICULTURE, ABEOKUTA"	1,353,214,928.50	372,236,623.52	117,004,705.79	1,842,456,257.81	5,541,371,572.00	3,698,915,314.19	5,218,753,090.67
263	"FEDERAL UNIVERSITY OF AGRICULTURE, MAKURDI"	1,555,972,057.45	0.00	159,667,051.85	1,715,639,109.30	6,497,979,061.00	4,782,339,951.70	6,066,284,805.54
264	"MICHAEL OKPARA UNIVERSITY OF AGRICULTURE, UMUDIKE"	2,197,576,092.93	1,426,720.00	231,750,983.30	2,430,753,796.23	7,031,047,323.00	4,600,293,526.77	7,165,705,003.38
265	"FEDERAL MINISTRY OF FINANCE, BUDGET AND NATIONAL PLANNING - HQTRS"	1,559,777,881.61	0.00	193,740,838.00	1,753,518,719.61	1,771,467,729.00	17,949,009.39	1,282,535,865.17
266	DEBT MANAGEMENT OFFICE	406,437,176.79	200,000,000.00	43,163,887.31	649,601,064.10	675,483,855.00	25,882,790.90	420,910,454.30
267	INVESTMENT AND SECURITIES TRIBUNAL	264,887,143.00	578,323,301.92	24,513,456.05	867,723,900.97	396,779,072.00	-470,944,828.97	354,711,310.55
268	"OFFICE OF THE ACCOUNTANT-GENERAL OF THE FEDERATION"	92,823,078,047.82	7,417,351,122.00	27,756,067,410.62	127,996,496,580.44	3,490,195,397.00	-124,506,301,183.44	160,802,708,878.63
269	FPO AKURE	0.00	0.00	0.00	0.00	-	0.00	147,000.00
270	FPO ILORIN	0.00	0.00	0.00	0.00	-	0.00	235,961.00
271	FPO YOLA	0.00	0.00	0.00	0.00	-	0.00	14,407,900.00
272	"PENSION TRANSITIONAL ARRANGEMENT DEPARTMENT (PTAD) HQTRS"	1,490,199,940.84	0.00	123,666,833.20	1,613,866,774.04	1,853,650,868.00	239,784,093.96	1,593,853,151.24
273	BUDGET OFFICE OF THE FEDERATION	498,682,616.00	0.00	62,233,777.39	560,916,393.39	561,017,943.00	101,549.61	495,811,916.83
274	SERVICE WIDE VOTE	0.00	0.00	0.00	0.00	733,120,662,961.00	733,120,662,961.00	-



NOTE 13								
SALARIES & WAGES -- contd.								
S/N	MDA	SALARIES AND WAGES	ALLOWANCES	SOCIAL CONTRIBUTIONS	TOTALS	BUDGET	VARIANCE	2019
		210101	210201	210202				
		₦	₦	₦	₦	₦	₦	
278	BUDGET OFFICE OF THE FEDERATION	0.00	0.00	0.00	0.00	-	0.00	585,461,494.53
279	"FEDERAL MINISTRY OF INDUSTRY, TRADE AND INVESTMENT - HQTRS"	2,061,571,484.47	0.00	263,195,934.95	2,324,767,419.42	2,420,159,164.00	95,391,744.58	2,419,617,618.45
280	"STANDARD ORGANIZATION OF NIGERIA"	2,556,433,796.00	0.00	304,942,709.69	2,861,376,505.69	2,874,603,805.00	13,227,299.31	2,444,370,281.45
281	"NATIONAL AUTOMOTIVE DESIGN & DEVELOPMENT COUNCIL (NADD) HQTRS"	392,634,029.00	0.00	47,121,862.39	439,755,891.39	440,329,068.00	573,176.61	337,076,706.02
282	INDUSTRIAL TRAINING FUND	0.00	980,935,000.00	0.00	980,935,000.00	1,500,000,000.00	519,065,000.00	1,057,379,975.22
283	"NIGERIAN EXPORT PROMOTION COUNCIL"	871,242,073.86	0.00	62,372,521.17	933,614,595.03	975,933,807.00	42,319,211.97	740,297,267.89
284	"FINANCIAL REPORTING COUNCIL OF NIGERIA"	0.00	0.00	0.00	0.00	-	0.00	6,018,155.75
285	"NIGERIAN EXPORT PROCESSING ZONES AUTHORITY"	853,214,609.22	44,694,588.44	70,494,823.88	968,404,021.54	1,065,594,130.00	97,190,108.46	665,797,993.22
286	CONSUMER PROTECTION COUNCIL	500,938,859.46	0.00	58,584,283.02	559,523,142.48	562,206,408.00	2,683,265.52	519,914,659.18
287	"LAGOS INTERNATIONAL TRADE FAIR COMPLEX MANAGEMENT BOARD"	73,937,303.16	0.00	8,123,459.79	82,060,762.95	83,179,466.00	1,118,703.05	79,635,852.79
288	"EXTERNAL TRADE SECTOR, GENEVA (WTO)"	87,322,777.00	0.00	0.00	87,322,777.00	349,291,108.00	261,968,331.00	114,324,375.00
289	"OIL AND GAS FREE ZONES AUTHORITY, NIGERIA (OGFZA)"	717,494,902.00	44,556,848.18	0.00	762,051,750.18	810,258,560.00	48,206,809.82	606,764,240.88
290	"TAFAWA BALEWA SQUARE MANAGEMENT BOARD"	62,760,255.27	0.00	6,259,843.67	69,020,098.94	55,573,592.00	-13,446,506.94	65,319,525.98
291	"NIGERIA COMMODITY EXCHANGE (NCX)"	138,004,586.61	0.00	10,835,092.13	148,839,678.74	157,741,997.00	8,902,318.26	142,660,886.33
292	NIGERIA TRADE OFFICE, TAIWAN	32,216,337.50	0.00	0.00	32,216,337.50	128,865,350.00	96,649,012.50	42,869,886.15
293	NIGERIA TRADE OFFICE, CHINA	28,506,522.00	0.00	0.00	28,506,522.00	114,026,088.00	85,519,566.00	40,083,014.15
294	SMEDAN - H/QTRS	377,407,262.06	0.00	45,907,663.36	423,314,925.42	424,583,173.00	1,268,247.58	414,146,835.87
295	"NIGERIAN INVESTMENT PROMOTION COUNCIL HQTRS"	583,598,088.45	0.00	29,501,836.41	613,099,924.86	718,733,326.00	105,633,401.14	654,978,564.44
296	"NIGERIA OFFICE FOR TRADE NEGOTIATION (NOTN) ABUJA"	155,997,501.18	0.00	13,515,515.03	169,513,016.21	175,592,006.00	6,078,989.79	131,513,594.28
297	"FEDERAL MINISTRY OF LABOUR AND EMPLOYMENT - HQTRS"	3,155,896,041.00	0.00	382,636,419.63	3,538,532,460.63	3,485,035,206.00	-53,497,254.63	2,280,474,179.67
298	INDUSTRIAL ARBITRATION PANEL	484,694,978.45	0.00	17,268,614.76	501,963,593.21	532,812,434.00	30,848,840.79	506,857,877.84
299	"MICHAEL IMODU INSTITUTE OF LABOUR STUDIES"	377,445,724.76	0.00	63,736,700.81	441,182,425.57	441,182,426.00	0.43	445,726,746.62
300	NATIONAL PRODUCTIVITY CENTRE	820,312,185.00	0.00	98,563,728.36	918,875,913.36	921,642,554.00	2,766,640.64	890,509,627.76
301	"NATIONAL DIRECTORATE OF EMPLOYMENT"	3,237,720,901.22	1,231,227,759.37	206,220,954.76	4,675,169,615.35	4,365,613,192.00	-309,556,423.35	3,531,339,922.95
302	"FEDERAL MINISTRY OF SCIENCE AND TECHNOLOGY - HQTRS"	1,149,043,118.36	0.00	256,308,590.87	1,405,351,709.23	759,579,464.00	-645,772,245.23	633,767,876.12
303	"NATIONAL AGENCY FOR SCIENCE AND ENGINEERING INFRASTRUCTURES HQTRS"	768,760,737.41	0.00	96,145,125.00	864,905,862.41	865,306,119.00	400,256.59	837,397,246.82
304	"SHEDA SCIENCE AND TECHNOLOGY COMPLEX - ABUJA"	405,174,229.76	173,362,233.00	48,673,530.93	627,209,993.69	629,270,762.00	2,060,768.31	440,949,978.58
305	"NIGERIA NATURAL MEDICINE DEVELOPMENT AGENCY"	324,706,131.00	0.00	36,126,323.06	360,832,454.06	363,910,182.00	3,077,727.94	290,931,807.96
306	"NATIONAL SPACE RESEARCH AND DEVELOPMENT AGENCY - ABUJA"	2,366,161,439.69	698,847,518.56	339,472,114.19	3,404,481,072.44	3,404,672,789.00	191,716.56	2,328,191,759.07
307	"CENTRE FOR ATMOSPHERIC RESEARCH - ANYIGBA, KOGI STATE"	623,251,288.58	106,350,271.00	73,401,347.74	803,002,907.32	807,525,972.00	4,523,064.68	401,562,340.44
308	"ADVANCED SPACE TECHNOLOGY APPLICATION LABORATORY UYO AKWAIBOM STATE"	511,447,876.41	92,587,200.00	66,818,843.65	670,853,920.06	693,956,805.00	23,102,884.94	376,981,543.15
309	"CENTRE FOR GEODESY AND GEODYNAMICS - TORO BAUCHI STATE"	711,639,107.34	192,421,869.00	52,172,502.62	956,233,478.96	992,962,238.00	36,728,759.04	600,514,433.88



NOTE 13								
SALARIES & WAGES -- contd.								
S/N	MDA	SALARIES AND WAGES	ALLOWANCES	SOCIAL CONTRIBUTIONS	TOTALS	BUDGET	VARIANCE	
		210101	210201	210202				2019
		₦	₦	₦	₦	₦	₦	
313	"NATIONAL CENTRE FOR REMOTE SENSING - JOS, PLATEAU STATE"	877,350,417.85	996,690,249.00	203,140,011.77	2,077,180,678.62	2,077,432,668.00	251,989.38	1,523,502,340.74
314	"ZONAL ADVANCE TECHNOLOGY LABORATORY - KANO, KANO STATE"	230,590,648.53	38,174,958.84	29,188,121.47	297,953,728.84	300,868,053.00	2,914,324.16	-
315	"ADVANCED AIRCRAFT ENGINEERING LABORATORY, GUSAU - ZAMFARA STATE"	227,333,775.61	37,166,050.31	25,991,449.97	290,491,275.89	292,916,548.00	2,425,272.11	-
316	"ADVANCED AEROSPACE ENGINE LABORATORY, OKA - ONDO STATE"	233,504,968.73	38,174,958.84	29,188,121.47	300,868,049.04	300,868,053.00	3.96	-
317	"ADVANCED UNMANNED AERIAL LABORATORY, UBURU - EBONYI STATE"	264,666,436.98	45,084,893.08	31,920,332.21	341,671,662.27	355,327,271.00	13,655,608.73	-
318	"NASRDA INSTITUTE OF SPACE SCIENCE & ENGINEERING, ABUJA"	292,626,588.82	47,874,535.00	23,292,996.05	363,794,119.87	377,313,265.00	13,519,145.13	-
319	"ZONAL ADVANCED SPACE TECHNOLOGY APPLICATION, KASHERE - GOMBE STATE"	204,418,548.23	39,586,302.33	30,267,217.98	274,272,068.54	311,991,264.00	37,719,195.46	-
320	"ZONAL ADVANCE SPACE TECHNOLOGY APPLICATION, LANGTANG , PLATEAU STATE"	244,880,586.67	40,284,121.42	30,800,762.20	315,965,470.29	317,490,981.00	1,525,510.71	-
321	COOPERATIVE INFORMATION NETWORK	683,309,916.85	119,731,607.50	85,413,739.85	888,455,264.20	888,455,267.00	2.80	570,457,744.20
322	"NATIONAL BIOTECHNOLOGY DEVELOPMENT AGENCY - ABUJA"	1,556,432,835.61	0.00	194,554,104.48	1,750,986,940.09	1,750,986,941.00	0.91	1,778,358,974.51
323	"BIORESOURC DEVELOPMENT CENTRE ABUJA, FCT"	266,563,715.99	0.00	33,320,464.70	299,884,180.69	299,884,183.00	2.31	291,336,250.87
324	"BIORESOURC DEVELOPMENT CENTRE ISANLU, KOGI STATE"	285,431,439.96	0.00	34,995,961.94	320,427,401.90	257,778,260.00	-62,649,141.90	250,472,893.79
325	"BIORESOURC DEVELOPMENT CENTRE JALINGO, TARABA STATE"	258,320,604.22	0.00	32,290,075.78	290,610,680.00	290,610,681.00	1.00	262,287,979.67
326	"BIORESOURC DEVELOPMENT CENTRE KATSINA, KATSINA STATE"	223,404,153.59	0.00	27,925,519.32	251,329,672.91	251,329,675.00	2.09	228,143,460.13
327	"BIORESOURC DEVELOPMENT CENTRE ODI, BAYELSA STATE"	165,475,000.25	0.00	20,684,375.24	186,159,375.49	186,159,377.00	1.51	292,314,971.78
328	"BIORESOURC DEVELOPMENT CENTRE OGBOMOSO, OYO STATE"	211,075,068.83	0.00	26,384,383.73	237,459,452.56	237,459,453.00	0.44	230,161,019.97
329	"BIORESOURC DEVELOPMENT CENTRE OWODE, OGUN STATE"	230,246,134.89	0.00	28,780,766.98	259,026,901.87	259,026,903.00	1.13	254,590,591.91
330	"BIORESOURC DEVELOPMENT CENTRE AROCHUKWU, ABIA STATE"	188,375,615.62	0.00	23,546,952.08	211,922,567.70	211,922,569.00	1.30	204,834,729.59
331	"BIORESOURC DEVELOPMENT CENTRE KANO, KANO STATE"	176,483,126.96	0.00	22,060,390.87	198,543,517.83	198,543,518.00	0.17	192,026,703.23
332	"BIORESOURC DEVELOPMENT CENTRE - EFFRAYA, CROSS RIVER STATE"	66,209,005.67	0.00	8,276,125.96	74,485,131.63	74,485,134.00	2.37	72,974,565.44
333	"AQUATIC BIORRESOURCES TRAINING CENTRE IDAH KOGI STATE"	50,741,484.00	0.00	6,342,686.00	57,084,170.00	57,084,173.00	3.00	52,611,698.99
334	"AQUATIC BIORRESOURCES TRAINING CENTRE TUNARI TARABA STATE"	62,339,886.29	0.00	7,792,486.00	70,132,372.29	70,132,374.00	1.71	52,383,454.13
335	"AQUATIC BIORRESOURCES TRAINING CENTRE ADIABO IKOT MBO OTU CROSS RIVER STATE"	61,139,360.41	0.00	7,642,420.18	68,781,780.59	68,781,781.00	0.41	67,964,931.13
336	"BIORESOURC DEVELOPMENT CENTRE DAPCHI, YOBE STATE"	35,978,812.18	0.00	4,497,351.90	40,476,164.08	40,476,167.00	2.92	37,272,596.57
337	"BIORESOURC DEVELOPMENT CENTRE DIKWA BORNO STATE"	53,953,347.67	0.00	6,763,895.00	60,717,242.67	60,875,055.00	157,812.33	58,224,619.84
338	"BIORESOURC DEVELOPMENT CENTRE BILIRI GOMBE STATE"	49,866,053.45	0.00	7,123,722.18	56,989,775.63	56,989,777.00	1.37	58,057,957.84
339	"BIORESOURC DEVELOPMENT CENTRE CHIBOK, BORNO STATE"	64,743,640.82	0.00	5,486,376.44	70,230,017.26	73,455,877.00	3,225,859.74	56,266,336.49
340	"BIORESOURC DEVELOPMENT CENTRE, LANGTANG PLATEAU STATE"	40,883,734.71	0.00	5,475,630.25	46,359,364.96	49,280,672.00	2,921,307.04	48,478,737.12



NOTE 13								
SALARIES & WAGES -- contd.								
S/N	MDA	SALARIES AND WAGES	ALLOWANCES	SOCIAL CONTRIBUTIONS	TOTALS	BUDGET	VARIANCE	
		210101	210201	210202				2019
		₦	₦	₦	₦	₦	₦	
344	"BIORESOURCE DEVELOPMENT CENTRE, ABAGANA ANAMBRA STATE"	55,721,926.11	7,342,424.89	0.00	63,064,351.00	66,081,825.00	3,017,474.00	63,890,877.29
345	"BIORESOURCE DEVELOPMENT CENTRE, OKA AKOKO ONDO STATE"	48,277,114.07	0.00	5,991,905.80	54,269,019.87	54,311,755.00	42,735.13	48,908,844.55
346	"BIORESOURCE DEVELOPMENT CENTRE, BOGORO, BAUCHI STATE"	37,624,878.94	0.00	4,703,110.00	42,327,988.94	42,327,991.00	2.06	-
347	"BIORESOURCE DEVELOPMENT CENTRE, UBULU-UKU, DELTA STATE"	61,132,530.65	0.00	5,180,371.24	66,312,901.89	74,874,885.00	8,561,983.11	-
348	"BIORESOURCE DEVELOPMENT CENTRE, UBURU EBONYI STATE"	43,946,999.02	0.00	5,741,261.20	49,688,260.22	51,671,352.00	1,983,091.78	27,821,967.45
349	"BOARD FOR TECHNOLOGY BUSINESS INCUBATOR CENTRE - ABUJA"	270,152,254.13	0.00	20,939,171.54	291,091,425.67	339,462,234.00	48,370,808.33	266,462,601.90
350	"TECHNOLOGY BUSINESS INCUBATOR CENTRE - AGEGE"	101,348,381.60	0.00	17,625,870.51	118,974,252.11	119,514,337.00	540,084.89	116,121,895.48
351	"TECHNOLOGY BUSINESS INCUBATOR CENTRE - ABA"	48,714,973.94	0.00	6,089,371.87	54,804,345.81	54,804,348.00	2.19	55,214,874.05
352	"TECHNOLOGY BUSINESS INCUBATOR CENTRE - KANO"	73,840,790.01	0.00	9,230,098.92	83,070,888.93	83,070,891.00	2.07	76,849,443.93
353	"TECHNOLOGY BUSINESS INCUBATOR CENTRE - NNEWI"	57,729,045.24	0.00	7,216,130.78	64,945,176.02	64,945,176.00	-0.02	62,072,849.74
354	"TECHNOLOGY BUSINESS INCUBATOR CENTRE - CALABAR"	48,378,874.60	0.00	6,047,189.23	54,426,063.83	54,426,237.00	173.17	55,100,914.84
355	"TECHNOLOGY BUSINESS INCUBATOR CENTRE - MINNA"	70,163,987.48	0.00	7,418,073.02	77,582,060.50	80,846,300.00	3,264,239.50	74,833,800.89
356	"TECHNOLOGY BUSINESS INCUBATOR CENTRE - WARRI"	41,743,964.61	0.00	5,217,895.89	46,961,860.50	46,961,962.00	101.50	44,595,873.24
357	"TECHNOLOGY BUSINESS INCUBATOR CENTRE - MAIDUGURI"	50,934,313.84	0.00	6,418,913.03	57,353,226.87	57,770,218.00	416,991.13	53,651,056.00
358	"TECHNOLOGY BUSINESS INCUBATOR CENTRE - GUSAU"	68,414,214.63	0.00	8,551,777.08	76,965,991.71	76,965,994.00	2.29	76,364,452.40
359	"TECHNOLOGY BUSINESS INCUBATOR CENTRE - SOKOTO"	45,042,070.40	0.00	5,711,852.25	50,753,922.65	51,460,671.00	706,748.35	53,305,791.42
360	"TECHNOLOGY BUSINESS INCUBATOR CENTRE - UYO"	39,523,197.49	0.00	4,939,401.45	44,462,598.94	44,463,599.00	1,000.06	43,451,587.11
361	"TECHNOLOGY BUSINESS INCUBATOR CENTRE - B/ KEBBI"	36,849,743.73	0.00	4,606,218.00	41,455,961.73	41,455,963.00	1.27	43,451,587.11
362	"TECHNOLOGY BUSINESS INCUBATOR CENTRE - IGBOTAKO"	40,337,925.46	0.00	5,041,640.80	45,379,566.26	45,380,167.00	600.74	40,960,898.09
363	"TECHNOLOGY BUSINESS INCUBATOR CENTRE - BAUCHI"	65,945,191.79	0.00	8,242,749.10	74,187,940.89	74,188,343.00	402.11	75,860,343.52
364	"TECHNOLOGY BUSINESS INCUBATOR CENTRE - IBADAN"	71,215,349.18	0.00	8,901,918.80	80,117,267.98	80,117,270.00	2.02	77,763,317.07
365	"TECHNOLOGY BUSINESS INCUBATOR CENTRE - BENIN"	56,731,246.68	0.00	7,083,866.96	63,815,113.64	63,822,655.00	7,541.36	61,528,678.92
366	"TECHNOLOGY BUSINESS INCUBATOR CENTRE - OKWE ONUIMO"	43,304,374.09	0.00	5,413,046.88	48,717,420.97	48,717,423.00	2.03	46,096,333.32
367	"TECHNOLOGY BUSINESS INCUBATOR CENTRE - ABEOKUTA"	101,252,933.10	0.00	12,666,561.36	113,919,494.46	113,999,061.00	79,566.54	109,094,413.17
368	"TECHNOLOGY BUSINESS INCUBATOR CENTRE - YOLA"	33,456,280.17	0.00	4,182,035.15	37,638,315.32	37,638,317.00	1.68	36,440,277.40
369	"TECHNOLOGY BUSINESS INCUBATOR CENTRE - JOS"	56,419,467.39	0.00	10,045,233.42	66,464,700.81	66,665,224.00	200,523.19	64,975,374.73
370	"TECHNOLOGY BUSINESS INCUBATOR CENTRE - YENEGOA"	34,044,988.05	0.00	4,255,623.83	38,300,611.88	38,300,616.00	4.12	32,234,980.23



NOTE 13								
SALARIES & WAGES -- contd.								
S/N	MDA	SALARIES AND WAGES	ALLOWANCES	SOCIAL CONTRIBUTIONS	TOTALS	BUDGET	VARIANCE	
		210101	210201	210202				2019
		₦	₦	₦	₦	₦	₦	
374	"REGIONAL CENTRE FOR TECHNOLOGY MANAGEMENT (NACETEM - LAGOS)"	0.00	0.00	0.00	0.00	1.00	1.00	-
375	"NATIONAL ENGINEERING DESIGN AND DEVELOPMENT CENTRE -NNEWI"	287,120,286.00	0.00	35,889,086.07	323,009,372.07	323,010,323.00	950.93	297,568,763.21
376	AFRICA REGIONAL CENTRE FOR SPACE SCIENCE & TECHNOLOGY - ILE-IFE	0.00	0.00	0.00	0.00	-	0.00	30,671,783.00
377	"CENTRE FOR SATELLITE TECHNOLOGY DEVELOPMENT - ABUJA"	1,122,718,419.44	191,938,000.00	140,338,358.30	1,454,994,777.74	1,454,997,033.00	2,255.26	979,801,721.58
378	"NIGERIAN BUILDING AND ROAD RESEARCH INSTITUTE - LAGOS"	892,505,167.88	0.00	71,932,109.10	964,437,276.98	1,075,757,372.00	111,320,095.02	832,749,226.13
379	PROJECT DEVELOPMENT INSTITUTE - ENUGU	718,089,402.57	0.00	83,874,323.69	801,963,726.26	806,520,867.00	4,557,140.74	718,732,048.45
380	"NATIONAL OFFICE OF TECHNOLOGY ACQUISITION AND PROMOTION - ABUJA"	330,186,057.66	0.00	24,758,630.45	354,944,688.11	414,695,209.00	59,750,520.89	295,165,485.10
381	"NATIONAL RESEARCH INSTITUTE FOR CHEMICAL TECHNOLOGY -ZARIA"	832,651,085.69	0.00	102,697,170.12	935,348,255.81	935,348,256.00	0.19	827,894,605.79
382	"NIGERIAN INSTITUTE FOR TRYPANOSOMIASIS RESEARCH - KADUNA"	1,278,701,898.43	0.00	219,687,769.49	1,498,389,667.92	1,503,704,494.00	5,314,826.08	1,329,675,783.32
383	"FEDERAL INSTITUTE OF INDUSTRIAL RESEARCH -OSHODI"	1,559,420,378.42	0.00	191,301,299.17	1,750,721,677.59	1,759,376,847.00	8,655,169.41	1,657,857,796.94
384	"SCIENCE EQUIPMENT DEVELOPMENT INSTITUTE- ENUGU"	803,513,101.00	0.00	63,884,012.90	867,397,113.90	903,952,239.00	36,555,125.10	821,192,801.22
385	"HYDRAULIC EQUIPMENT RESEARCH INSTITUTE - KANO"	247,428,741.00	0.00	30,928,593.00	278,357,334.00	278,357,338.00	4.00	262,308,683.31
386	"ENGINEERING MATERIALS DEVELOPMENT INSTITUTE - AKURE"	328,913,114.70	0.00	41,114,139.24	370,027,253.94	370,027,255.00	1.06	355,889,055.14
387	"NIGERIA INSTITUTE OF LEATHER AND SCIENCE TECHNOLOGY (NILEST) HQTRS"	1,067,650,372.15	0.00	88,502,571.29	1,156,152,943.44	1,251,647,991.00	95,495,047.56	841,222,307.66
388	"HEAVY LEATHER MANUFACTURE CENTRE, MAIDUGURI"	25,579,688.85	0.00	3,079,616.74	28,659,305.59	29,074,052.00	414,746.41	25,137,493.92
389	"LIGHT LEATHER MANUFACTURE CENTRE, SOKOTO"	23,304,161.74	0.00	2,865,303.64	26,169,465.38	26,217,182.00	47,716.62	29,494,277.44
390	"RAW HIDES & SKIN IMPROVEMENT CENTRE, JOS"	49,970,170.42	0.00	6,070,946.87	56,041,117.29	56,216,445.00	175,327.71	50,249,997.13
391	"EFFLUENT & POLLUTION MONITORING CENTRE, KANO"	56,363,715.29	0.00	6,938,184.93	63,301,900.22	63,409,180.00	107,279.78	50,535,459.81
392	"NIGERIA INSTITUTE FOR SCIENCE LABORATORY TECHNOLOGY - IBADAN"	205,109,592.67	0.00	32,837,627.49	237,947,220.16	237,947,221.00	0.84	236,557,046.16
393	"POWER EQUIPMENT AND ELECTRICAL MACHINERY DEVELOPMENT CENTRE - OKENE"	218,405,716.63	0.00	28,907,732.00	247,313,448.63	260,169,582.00	12,856,133.37	247,942,339.48
394	"SCIENCE EQUIPMENT DEVELOPMENT INTITUTE - MINNA"	400,358,292.00	0.00	48,011,877.31	448,370,169.31	450,403,079.00	2,032,909.69	405,377,495.87
395	"TECHNOLOGY BUSINESS INCUBATOR CENTRE - ILORIN"	58,824,218.82	0.00	7,352,001.21	66,176,220.03	66,177,247.00	1,026.97	59,667,903.90
396	"TECHNOLOGY BUSINESS INCUBATOR CENTRE - TARABA"	35,652,823.74	0.00	4,250,976.93	39,903,800.67	40,109,427.00	205,626.33	36,119,672.92
397	"TECHNOLOGY BUSINESS INCUBATOR CENTRE - KADUNA"	81,742,133.20	0.00	12,760,519.13	94,502,652.33	94,503,189.00	536.67	90,864,583.04
398	"PROTOTYPE ENGINEERING DEVELOPMENT INSTITUTE , ILESHA"	289,560,073.45	0.00	49,989,306.44	339,549,379.89	339,951,642.00	402,262.11	333,615,644.49
399	"ADVANCE MANUFACTURING TECHNOLOGY PROGRAMME, TARABA"	144,362,016.14	0.00	17,981,988.17	162,344,004.31	162,407,270.00	63,265.69	159,618,017.69
400	"TECHNOLOGY BUSINESS INCUBATOR -ENUGU"	56,958,370.75	2,317,177.00	4,802,618.44	64,078,166.19	64,078,169.00	2.81	60,050,283.17
401	ENERGY COMMISSION OF NIGERIA	1,280,633,093.74	0.00	159,030,126.80	1,439,663,220.54	1,440,350,563.00	687,342.46	1,555,527,980.15



NOTE 13								
SALARIES & WAGES -- contd.								
S/N	MDA	SALARIES AND WAGES	ALLOWANCES	SOCIAL CONTRIBUTIONS	TOTALS	BUDGET	VARIANCE	
		210101	210201	210202				2019
		₦	₦	₦	₦	₦	₦	
405	"NIGERIAN INSTITUTE OF TRANSPORT TECHNOLOGY"	882,764,849.06	120,000.00	74,501,379.19	957,386,228.25	1,643,200,609.00	685,814,380.75	769,185,385.40
406	NIGERIAN RAILWAY	6,340,582,556.70	26,236,284.08	787,610,437.17	7,154,429,277.95	7,099,773,934.00	-54,655,343.95	6,187,573,777.90
407	"NATIONAL INLAND WATERWAYS AUTHORITY"	708,670,106.01	0.00	41,290,696.47	749,960,802.48	837,299,035.00	87,338,232.52	618,787,200.87
408	MARITIME ACADEMY, ORON	970,324,353.99	324,241,313.79	67,589,758.49	1,362,155,426.27	1,364,870,024.00	2,714,597.73	1,267,172,111.74
409	"COUNCIL FOR THE REGULATION OF FREIGHT FORWARDING IN NIGERIA"	367,424,206.39	0.00	44,543,810.58	411,968,016.97	411,968,018.00	1.03	405,748,211.29
410	FEDERAL MINISTRY OF AVIATION	459,613,649.62	0.00	37,750,482.50	497,364,132.12	518,148,035.00	20,783,902.88	-
411	"NIGERIAN COLLEGE OF AVIATION TECHNOLOGY-ZARIA"	1,504,191,244.30	478,286,261.46	85,714,238.31	2,068,191,744.07	1,789,021,427.00	-279,170,317.07	1,281,019,619.24
412	NIGERIAN METEOROLOGICAL AGENCY	3,151,614,891.03	0.00	259,869,435.30	3,411,484,326.33	3,622,773,758.00	211,289,431.67	3,192,588,969.33
413	ACCIDENT AND INVESTIGATION BUREAU	0.00	0.00	0.00	0.00	180,937,309.00	180,937,309.00	123,209,067.48
414	FEDERAL INLAND REVENUE SERVICES	0.00	0.00	0.00	0.00	-	0.00	78,554,787,207.17
415	"FEDERAL MINISTRY OF POWER - HQTRS"	758,976,185.00	0.00	91,465,458.36	850,441,643.36	854,133,127.00	3,691,483.64	9,177,725,852.58
416	"NATIONAL RURAL ELECTRIFICATION AGENCY"	851,408,283.37	0.00	66,689,751.44	918,098,034.81	958,233,504.00	40,135,469.19	902,988,727.08
417	"NIGERIAN ELECTRICITY REGULATORY COMMISSION"	0.00	0.00	0.00	0.00	-	0.00	3,953,826,260.17
418	"NIGERIAN ELECTRICITY MANAGEMENT SERVICES AGENCY (NEMSA) HQTRS"	1,345,528,329.20	0.00	49,289,752.42	1,394,818,081.62	1,906,451,735.00	511,633,653.38	1,441,515,015.48
419	"NATIONAL POWER TRAINING INSTITUTE"	670,902,330.93	0.00	34,632,322.37	705,534,653.30	761,328,219.00	55,793,565.70	663,504,997.90
420	"NIGERIA ELECTRICITY LIABILITY MANAGEMENT LIMITED"	149,055,800.68	0.00	19,872,009.66	168,927,810.34	181,284,524.00	12,356,713.66	163,358,144.54
421	"FEDERAL MINISTRY OF WORKS AND HOUSING"	7,875,077,493.00	0.00	957,642,461.45	8,832,719,954.45	8,859,462,182.00	26,742,227.55	-
422	"OFFICE OF THE SURVEYOR-GENERAL OF THE FEDERATION"	0.00	0.00	0.00	0.00	710,161,866.00	710,161,866.00	665,000,729.63
423	FEDERAL SCHOOL OF SURVEY, OYO	0.00	0.00	0.00	0.00	475,974,786.00	475,974,786.00	413,970,918.91
424	"FEDERAL ROAD MAINTENANCE AGENCY"	0.00	0.00	0.00	0.00	1,721,669,730.00	1,721,669,730.00	1,635,970,309.98
425	"COUNCIL FOR THE REGULATION OF ENGINEERING IN NIGERIA (COREN)"	172,759,274.81	0.00	23,464,182.00	196,223,456.81	211,177,634.00	14,954,177.19	208,846,508.26
426	SURVEY COUNCIL OF NIGERIA	104,953,670.93	0.00	8,599,110.91	113,552,781.84	119,462,711.00	5,909,929.16	96,163,458.75
427	"MINISTRY OF PETROLEUM RESOURCES HQTRS"	613,475,846.00	0.00	72,709,290.87	686,185,136.87	690,160,326.00	3,975,189.13	664,252,682.44
428	"DEPARTMENT OF PETROLEUM RESOURCES"	12,967,684,816.08	21,736,109,071.32	390,925,995.65	35,094,719,883.05	37,521,027,837.00	2,426,307,953.95	38,956,447,042.40
429	PETROLEUM TRAINING INSTITUTE	4,739,181,332.04	9,209,024,654.00	536,923,439.84	14,485,129,425.88	14,861,840,320.00	376,710,894.12	12,811,245,942.48
430	"PETROLEUM PRODUCTS PRICING REGULATORY AGENCY (PPRA)"	4,402,857,385.35	6,157,664,387.76	321,043,308.46	10,881,565,081.57	11,212,938,221.00	331,373,139.43	9,927,381,579.04
431	"NIGERIA NUCLEAR REGULATORY AUTHORITY"	16,321,807,015.08	0.00	1,014,139,313.27	17,335,946,328.35	10,372,481,558.00	-6,963,464,770.35	6,221,252,742.69
432	"MINISTRY OF MINES AND STEEL DEVELOPMENT- HQTRS"	941,185,195.00	0.00	116,323,024.21	1,057,508,219.21	1,058,833,328.00	1,325,108.79	894,116,798.57
433	"COUNCIL OF NIGERIAN MINING ENGINEERS AND GEOSCIENCES"	32,455,211.14	0.00	2,117,297.37	34,572,508.51	39,214,339.00	4,641,830.49	24,191,636.98
434	"NIGERIAN GEOLOGICAL SURVEY AGENCY,"	1,025,419,984.49	0.00	121,641,144.29	1,147,061,128.78	1,153,597,482.00	6,536,353.22	1,038,406,607.30
435	"NATIONAL STEEL RAW MATERIALS EXPLORATION AGENCY, KADUNA"	474,394,848.94	0.00	57,915,141.02	532,309,989.96	532,309,993.00	3.04	497,562,052.01
436	"NATIONAL METALLURGICAL DEVELOPMENT CENTRE, JOS"	556,314,855.54	0.00	68,155,141.60	624,469,997.14	624,469,999.00	1.86	541,247,130.17
437	"METALLURGICAL TRAINING INSTITUTE, ONITSHA"	318,505,425.52	0.00	36,692,589.41	355,198,014.93	356,934,389.00	1,736,374.07	331,506,970.44
438	"NATIONAL IRON ORE MINING PROJECT - ITAKPE"	1,768,346,903.27	195,189,000.00	127,612,378.07	2,091,148,281.34	1,403,189,587.00	-687,958,694.34	1,343,405,549.95
439	"NIGERIA INSTITUTE OF MINING AND GEOSCIENCE"	278,639,085.01	0.00	33,445,670.22	312,084,755.23	312,084,756.00	0.77	206,980,406.44



NOTE 13								
SALARIES & WAGES -- contd.								
S/N	MDA	SALARIES AND WAGES	ALLOWANCES	SOCIAL CONTRIBUTIONS	TOTALS	BUDGET	VARIANCE	
		210101	210201	210202				2019
		₦	₦	₦	₦	₦	₦	
443	"NATIONAL SALARIES, INCOMES AND WAGES COMMISSION"	386,434,222.39	191,290,000.00	41,119,898.26	618,844,120.65	626,449,657.00	7,605,536.35	584,985,265.37
444	"REVENUE MOBILIZATION, ALLOCATION, AND FISCAL COMMISSION"	1,597,165,221.03	60,000,000.00	97,017,622.56	1,754,182,843.59	1,885,481,735.00	131,298,891.41	1,625,847,497.44
445	FISCAL RESPONSIBILITY COMMISSION	134,693,136.00	0.00	14,611,341.72	149,304,477.72	150,246,136.00	941,658.28	146,564,952.00
446	"FEDERAL MINISTRY OF WATER RESOURCES - HQTRS"	1,407,148,582.00	0.00	175,897,322.00	1,583,045,904.00	1,583,075,906.00	30,002.00	1,472,928,833.31
447	"NIGERIA HYDROLOGICAL SERVICE AGENCY"	286,957,783.15	0.00	22,164,179.46	309,121,962.61	326,972,794.00	17,850,831.39	256,777,779.70
448	ANAMBRA/ IMO RBDA	462,827,574.00	0.00	52,587,986.90	515,415,560.90	520,681,021.00	5,265,460.10	470,906,164.36
449	BENIN/ OWENA RBDA	343,616,517.52	0.00	38,393,435.76	382,009,953.28	395,713,398.00	13,703,444.72	347,053,513.39
450	CHAD BASIN RBDA	335,913,992.00	0.00	39,996,377.72	375,910,369.72	377,903,241.00	1,992,871.28	343,913,959.55
451	CROSS RIVER RBDA	386,864,723.00	0.00	41,615,594.53	428,480,317.53	435,222,813.00	6,742,495.47	401,774,809.54
452	HADEJIA-JAMA'ARE RBDA	425,589,732.13	0.00	34,781,427.22	460,371,159.35	499,594,031.00	39,222,871.65	374,849,383.55
453	LOWER BENUE RBDA	382,608,793.00	0.00	44,631,011.12	427,239,804.12	430,434,892.00	3,195,087.88	391,673,568.89
454	LOWER NIGER RBDA	478,975,333.00	0.00	55,107,004.70	534,082,337.70	538,847,250.00	4,764,912.30	484,341,059.46
455	NIGER DELTA RBDA	562,021,418.00	0.00	65,767,394.43	627,788,812.43	632,274,095.00	4,485,282.57	613,925,809.43
456	OGUN/ OSUN RBDA	292,210,779.00	0.00	34,856,838.90	327,067,617.90	328,737,128.00	1,669,510.10	309,116,766.52
457	SOKOTO RIMA RBDA	334,310,388.83	0.00	37,885,449.35	372,195,838.18	383,948,435.00	11,752,596.82	388,489,231.50
458	UPPER BENUE RBDA	353,838,898.68	1,790,000.00	27,720,606.85	383,349,505.53	401,465,859.00	18,116,353.47	374,252,086.66
459	UPPER NIGER RBDA	331,033,230.96	0.00	40,786,149.34	371,819,380.30	381,243,298.00	9,423,917.70	367,477,553.07
460	"NATIONAL WATER RESOURCES INSTITUTE-KADUNA"	349,876,318.00	0.00	40,862,703.88	390,739,021.88	392,226,643.00	1,487,621.12	379,145,695.39
461	"NIGERIA INTEGRATED WATER MANAGEMENT COMMISSION"	156,966,102.91	0.00	12,566,109.30	169,532,212.21	181,356,797.00	11,824,584.79	138,737,764.48
462	GURARA WATER MANAGEMENT AUTHORITY	0.00	0.00	0.00	0.00	-	0.00	264,294.18
463	NIGERIA CUSTOMS SERVICES	87,127,390,466.83	0.00	0.00	87,127,390,466.83	98,606,217,521.96	11,478,827,055.13	76,242,437,233.14
LAW & JUSTICES SECTOR								
464	NATIONAL JUDICIAL COUNCIL- ABUJA	1,014,125,856.48	0.00	0.00	1,014,125,856.48	1,804,956,780.71	790,830,924.23	861,979,985.22
465	SUPREME COURT OF NIGERIA	2,086,743,047.68	0.00	0.00	2,086,743,047.68	2,364,488,997.48	277,745,949.80	1,886,939,280.14
466	COURT OF APPEAL	5,084,376,658.75	0.00	0.00	5,084,376,658.75	5,290,410,957.00	206,034,298.25	4,406,832,545.09
467	FEDERAL HIGH COURT-ABUJA	4,011,993,754.34	781,539,919.29	216,965,863.51	5,010,499,537.14	5,751,286,766.58	740,787,229.44	4,453,629,036.13
468	HIGH COURT OF JUSTICE-FCT ABUJA	2,818,358,903.73	109,493,994.56	160,336,328.73	3,088,189,227.02	4,310,481,878.65	1,222,292,651.63	3,088,189,227.02
469	SHARIA COURT OF APPEAL-ABUJA	1,270,705,682.32	0.00	45,768,774.27	1,316,474,456.59	1,934,266,309.00	617,791,852.41	1,294,551,443.51
470	CUSTOMARY COURT OF APPEAL-ABUJA	2,301,232,870.84	52,670,000.00	347,043,249.77	2,700,946,120.61	1,224,203,425.81	-1,476,742,694.80	1,934,042,485.56
471	NATIONAL INDUSTRIAL COURT	3,446,756,214.91	290,211,567.98	58,388,704.40	3,795,356,487.29	4,137,666,909.79	342,310,422.50	2,754,644,708.86
472	NATIONAL JUDICIAL INSTITUTE-ABUJA	985,486,590.23	0.00	0.00	985,486,590.23	1,074,648,156.42	89,161,566.19	756,898,988.68
473	JUDICIARY SERVICE COMMITTEE-FCT ABUJA	755,404,384.03	154,023.35	32,231,509.68	787,789,917.06	921,105,978.94	133,316,061.88	655,134,762.27
474	FEDERAL JUDICIARY SERVICE COMMISSION-ABUJA	478,354,124.22	12,312,860.52	16,106,082.13	506,773,066.87	626,578,168.97	119,805,102.10	455,326,980.36
475	"FEDERAL MINISTRY OF JUSTICE - HQTRS"	3,512,093,784.57	51,406,041.00	293,816,424.17	3,857,316,249.74	4,247,709,808.00	390,393,558.26	3,409,296,704.51
476	"NIGERIAN LAW REFORM COMMISSION"	294,248,783.17	88,035,811.00	0.00	382,284,594.17	240,262,295.00	-142,022,299.17	419,163,387.65
477	LEGAL AID COUNCIL	757,508,810.00	0.00	94,688,602.00	852,197,412.00	852,197,414.00	2.00	836,221,689.38
478	COUNCIL OF LEGAL EDUCATION	1,172,866,138.63	0.00	95,848,951.30	1,268,715,089.93	1,541,719,637.00	273,004,547.07	1,115,356,064.26
479	"NIGERIA INSTITUTE OF ADVANCED LEGAL STUDIES"	573,673,170.21	0.00	67,839,137.22	641,512,307.43	648,871,886.00	7,359,578.57	627,500,795.05
480	"NATIONAL HUMAN RIGHTS COMMISSION"	1,477,030,949.28	81,900,000.00	51,214,739.42	1,610,145,688.70	1,303,340,386.36	-306,805,302.34	1,574,431,549.77



NOTE 13								
SALARIES & WAGES -- contd.								
S/N	MDA	SALARIES AND WAGES	ALLOWANCES	SOCIAL CONTRIBUTIONS	TOTALS	BUDGET	VARIANCE	
		210101	210201	210202				2019
		₦	₦	₦	₦	₦	₦	
484	"NATIONAL AGENCY FOR THE PROHIBITION OF TRAFFIC IN PERSONS"	1,318,059,068.00	309,320,996.00	163,810,170.81	1,791,190,234.81	1,792,137,447.00	947,212.19	1,511,519,543.92
485	"INDEPENDENT CORRUPT PRACTICES AND RELATED OFFENCES COMMISSION"	3,467,727,117.67	1,405,807,886.40	361,189,234.48	5,234,724,238.55	5,343,009,127.00	108,284,888.45	3,820,754,628.99
486	CODE OF CONDUCT BUREAU	1,132,113,462.76	598,667,262.29	92,793,816.81	1,823,574,541.86	1,877,209,134.00	53,634,592.14	1,666,084,262.40
REGIONAL SECTOR								
487	"FEDERAL CAPITAL TERRITORY ADMINISTRATION"	0.00	0.00	0.00	0.00	-	0.00	4,686,050.00
488	"FEDERAL MINISTRY OF NIGER DELTA HQTRS"	1,016,041,568.00	0.00	121,549,645.55	1,137,591,213.55	1,143,046,763.00	5,455,549.45	1,181,862,973.73
489	"NIGER DELTA DEVELOPMENT COMMISSION"	45,947,397,565.98	0.00	0.00	45,947,397,565.98	45,947,397,566.00	0.02	71,195,023,528.20
SOCIAL SECTOR								
490	"FEDERAL MINISTRY OF YOUTH & SPORTS DEVELOPMENT - HQTRS"	1,625,425,882.11	0.00	130,423,223.01	1,755,849,105.12	1,864,047,024.00	108,197,918.88	1,830,663,472.27
491	"CITIZENSHIP AND LEADERSHIP TRAINING CENTRE"	998,415,279.96	0.00	91,352,016.81	1,089,767,296.77	1,133,518,691.00	43,751,394.23	944,604,507.01
492	"NATIONAL YOUTH SERVICE CORPS (NYSC)"	5,920,808,023.36	138,284,418,729.05	530,348,224.53	144,735,574,976.94	145,450,722,778.00	715,147,801.06	95,603,115,872.20
493	NIGERIA FOOTBALL FEDERATION	268,157,742.48	0.00	12,067,797.64	280,225,540.12	112,720,937.00	-167,504,603.12	100,471,004.45
494	NIGERIA INSTITUTE FOR SPORTS (NIS)	330,972,557.19	1,027,248.27	25,941,811.25	357,941,616.71	386,968,755.00	29,027,138.29	312,679,961.49
495	"FEDERAL MINISTRY OF WOMEN AFFAIRS - QTRS"	711,663,073.59	0.00	88,781,113.46	800,444,187.05	841,357,087.00	40,912,899.95	779,075,156.59
496	"NATIONAL CENTRE FOR WOMEN DEVELOPMENT"	168,832,822.79	0.00	14,264,878.25	183,097,701.04	189,577,705.00	6,480,003.96	177,871,328.50
497	FEDERAL MINISTRY OF EDUCATION - HQTRS	3,782,548,172.47	0.00	320,941,178.08	4,103,489,350.55	5,166,111,900.00	1,062,622,549.45	4,034,051,625.49
498	"UNIVERSAL BASIC EDUCATION (UBE) COMMISSION"	0.00	0.00	0.00	0.00	1,663,524,115.97	1,663,524,115.97	1,249,522,929.25
499	"WEST AFRICAN EXAMINATION COUNCIL (INTERNATIONAL)"	136,262,747.82	347,414,039.58	50,702,166.10	534,378,953.50	550,702,183.00	16,323,229.50	466,025,489.37
500	JOINT ADMISSIONS MATRICULATION BOARD	2,839,201,537.00	0.00	311,485,264.04	3,150,686,801.04	3,192,717,514.00	42,030,712.96	2,988,646,628.56
501	"WEST AFRICAN EXAMINATION COUNCIL (LOCAL)"	2,556,229,268.98	0.00	294,724,663.54	2,850,953,932.52	2,893,659,351.00	42,705,418.48	2,972,901,462.65
502	"NATIONAL INSTITUTE FOR EDUCATION PLANNING & ADMINISTRATION"	454,887,836.14	0.00	55,685,765.75	510,573,601.89	510,573,602.00	0.11	506,291,341.11
503	NATIONAL LIBRARY OF NIGERIA	937,577,700.17	0.00	73,091,325.46	1,010,669,025.63	1,082,741,256.00	72,072,230.37	1,087,421,729.40
504	NATIONAL EXAMINATIONS COUNCIL	6,605,377,009.16	0.00	528,696,087.02	7,134,073,096.18	7,487,056,103.00	352,983,006.82	6,835,422,963.53
505	MASS LITERACY COUNCIL	881,780,989.80	0.00	109,080,161.51	990,861,151.31	992,795,178.00	1,934,026.69	947,419,476.08
506	NOMADIC EDUCATION COMMISSION	607,816,739.39	0.00	49,677,823.71	657,494,563.10	403,710,733.00	-253,783,830.10	388,260,477.70
507	"NATIONAL EDUCATION RESEARCH & DEVELOPMENT COUNCIL"	667,946,850.19	0.00	82,215,273.94	750,162,124.13	750,162,125.00	0.87	754,349,030.46
508	"NATIONAL BUSINESS AND TECHNICAL EDUCATION BOARD"	1,197,912,228.28	0.00	142,293,594.68	1,340,205,822.96	1,349,225,101.00	9,019,278.04	1,220,597,716.88
509	"TEACHERS REGISTRATION COUNCIL OF NIGERIA"	979,152,688.00	0.00	115,876,610.86	1,095,029,298.86	1,100,087,183.00	5,057,884.14	956,602,251.21
510	"COMPUTER REGISTRATION COUNCIL OF NIGERIA"	146,580,300.45	5,700,000.00	18,421,920.87	170,702,221.32	165,797,306.00	-4,904,915.32	169,598,604.53
511	"NATIONAL COMMISSION FOR COLLEGE EDUCATION SECRETARIAT"	611,108,402.43	3,872,434.08	47,667,814.97	662,648,651.48	714,849,480.00	52,200,828.52	614,313,506.90
512	NATIONAL TEACHERS INSTITUTE	1,141,716,101.75	75,338,011.72	95,670,312.83	1,312,724,426.30	1,356,768,286.00	44,043,859.70	1,279,647,819.99
513	FEDERAL POLYTECHNIC ADO-EKITI	1,124,367,376.20	0.00	132,337,183.52	1,256,704,559.72	3,535,701,819.00	2,278,997,259.28	2,126,984,098.24
514	FEDERAL POLYTECHNIC BAUCHI	1,146,461,006.13	46,883.00	126,747,587.07	1,273,255,476.20	2,869,203,406.00	1,595,947,929.80	2,684,171,719.95
515	FEDERAL POLYTECHNIC BIDA	312,920,791.04	0.00	37,357,104.51	350,277,895.55	4,223,003,767.00	3,872,725,871.45	3,595,807,235.45
516	FEDERAL POLYTECHNIC IDAH	889,352,665.61	38,542,628.70	105,545,549.09	1,033,440,843.40	2,521,200,641.00	1,487,759,797.60	2,405,492,831.84
517	FEDERAL POLYTECHNIC KAURA-NAMODA	1,130,586,169.18	2,770,000.00	114,402,432.88	1,247,758,602.06	3,002,980,697.00	1,755,222,094.94	2,835,842,491.39



NOTE 13								
SALARIES & WAGES -- contd.								
S/N	MDA	SALARIES AND WAGES	ALLOWANCES	SOCIAL CONTRIBUTIONS	TOTALS	BUDGET	VARIANCE	2019
		210101	210201	210202				
		₦	₦	₦	₦	₦	₦	
521	FEDERAL POLYTECHNIC KADUNA	2,769,411,408.40	0.00	459,500,365.62	3,228,911,774.02	8,198,946,622.00	4,970,034,847.98	7,363,140,560.39
522	FEDERAL POLYTECHNIC OFFA	1,118,759,187.38	0.00	129,162,667.42	1,247,921,854.80	3,484,630,042.00	2,236,708,187.20	3,409,256,938.70
523	FEDERAL POLYTECHNIC EDE	861,667,041.51	1,978,646.91	122,128,005.73	985,773,694.15	2,363,147,012.00	1,377,373,317.85	2,125,015,737.54
524	FEDERAL POLYTECHNIC AUCHI	3,989,927,667.81	304,508,847.00	507,800,764.52	4,802,237,279.33	4,683,277,398.00	-118,959,881.33	4,597,479,851.10
525	FEDERAL POLYTECHNIC NEKEDE	1,425,513,729.11	270,811,359.67	164,074,404.76	1,860,399,493.54	4,472,732,280.00	2,612,332,786.46	3,862,377,677.73
526	FEDERAL POLYTECHNIC OKO	2,024,740,136.96	69,045,340.27	221,447,596.05	2,315,233,073.28	6,129,785,157.00	3,814,552,083.72	5,729,271,459.52
527	FEDERAL POLYTECHNIC DAMATURU	115,147,967.50	0.00	11,799,928.12	126,947,895.62	1,286,239,741.00	1,159,291,845.38	1,158,927,871.58
528	FEDERAL POLYTECHNIC HUSSAINI ADAMU	243,766,814.54	1,960,000.00	28,027,699.89	273,754,514.43	849,270,803.00	575,516,288.57	844,815,716.94
529	FEDERAL POLYTECHNIC GWANDU	784,844,404.63	45,630,320.92	95,918,410.67	926,393,136.22	2,813,327,917.00	1,886,934,780.78	2,770,368,087.52
530	FEDERAL POLYTECHNIC ILARO	775,510,576.09	92,671,603.02	89,334,184.71	957,516,363.82	2,210,049,378.00	1,252,533,014.18	2,064,614,001.48
531	YABA COLLEGE OF TECHNOLOGY	1,722,174,097.26	0.00	196,261,982.09	1,918,436,079.35	5,113,983,613.00	3,195,547,533.65	5,426,399,900.32
532	FEDERAL POLYTECHNIC BALI	421,694,206.45	2,414,421.83	50,011,450.58	474,120,078.86	916,780,140.00	442,660,061.14	768,185,228.16
533	FEDERAL POLYTECHNIC EKOWE	460,495,210.28	0.00	54,522,856.89	515,018,067.17	1,120,392,805.00	605,374,737.83	1,396,504,038.68
534	FEDERAL POLYTECHNIC BONNY	155,663,046.58	0.00	18,602,799.20	174,265,845.78	618,996,389.00	444,730,543.22	376,892,328.95
535	FEDERAL POLYTECHNIC UKANA	97,131,108.95	1,030,955.95	10,041,781.65	108,203,846.55	282,368,514.00	174,164,667.45	229,131,073.78
536	"NATIONAL INSTITUTE FOR CONSTRUCTION TECHNOLOGY UROMI, EDO STATE"	176,513,376.01	95,263.11	17,078,500.23	193,687,139.35	198,974,420.00	5,287,280.65	194,631,936.00
537	"FEDERAL POLYTECHNIC, ILE-OLUJI, ONDO STATE"	201,942,143.08	19,181,631.26	14,110,832.27	235,234,606.61	687,894,704.00	452,660,097.39	366,170,106.84
538	FEDERAL COLLEGE OF EDUCATION ABEOKUTA	700,246,243.16	0.00	82,839,145.93	783,085,389.09	2,166,879,268.00	1,383,793,878.91	2,095,015,233.53
539	FEDERAL COLLEGE OF EDUCATION AKOKA	656,384,243.78	0.00	66,873,180.85	723,257,424.63	1,724,523,861.00	1,001,266,436.37	1,638,525,334.89
540	FEDERAL COLLEGE OF EDUCATION ASABA	796,159,280.47	0.00	87,908,856.55	884,068,137.02	2,127,961,602.00	1,243,893,464.98	2,009,277,497.80
541	FEDERAL COLLEGE OF EDUCATION BICHI	817,767,778.61	26,282,661.32	91,038,770.58	935,089,210.51	1,839,754,501.00	904,665,290.49	1,813,350,331.37
542	FEDERAL COLLEGE OF EDUCATION GOMBE	758,758,886.86	85,900,351.83	82,080,149.03	926,739,387.72	2,172,173,164.00	1,245,433,776.28	2,092,701,890.79
543	FEDERAL COLLEGE OF EDUCATION GUSAU	410,181,188.82	0.00	49,096,832.32	459,278,021.14	1,283,765,750.00	824,487,728.86	1,211,084,234.47
544	FEDERAL COLLEGE OF EDUCATION KANO	751,205,007.05	90,178,241.84	0.00	841,383,248.89	2,329,486,448.00	1,488,103,199.11	2,271,035,503.32
545	FEDERAL COLLEGE OF EDUCATION KATSINA	528,896,562.88	0.00	61,723,031.01	590,619,593.89	1,477,026,516.00	886,406,922.11	1,452,251,789.48
546	"FEDERAL COLLEGE OF EDUCATION KOTANGORA"	528,857,158.49	0.00	63,494,200.49	592,351,358.98	1,755,894,164.00	1,163,542,805.02	1,676,524,166.85
547	FEDERAL COLLEGE OF EDUCATION OBUDU	842,873,389.86	0.00	99,521,685.41	942,395,075.27	2,489,866,756.00	1,547,471,680.73	2,521,438,355.17
548	FEDERAL COLLEGE OF EDUCATION OKENE	807,162,926.53	1,006,408.43	38,803,872.47	846,973,207.43	2,493,092,984.00	1,646,119,776.57	2,233,825,957.31
549	FEDERAL COLLEGE OF EDUCATION OMUKU	933,947,066.69	0.00	112,000,869.07	1,045,947,935.76	2,913,257,298.00	1,867,309,362.24	2,535,333,938.52
550	FEDERAL COLLEGE OF EDUCATION ONDO	942,482,959.95	62,315,453.14	114,805,688.76	1,119,604,101.85	2,779,059,637.00	1,659,455,535.15	2,391,148,528.92
551	FEDERAL COLLEGE OF EDUCATION OYO	1,098,334,392.58	0.00	117,234,555.21	1,215,568,947.79	2,867,665,524.00	1,652,096,576.21	2,728,169,270.99
552	FEDERAL COLLEGE OF EDUCATION PANKSHIN	749,826,377.49	42,875,963.45	89,942,992.65	882,645,333.59	2,250,954,127.00	1,368,308,793.41	2,186,216,241.57
553	FEDERAL COLLEGE OF EDUCATION POTISKUM	436,193,528.94	0.00	52,623,357.21	488,816,886.15	1,472,911,299.00	984,094,412.85	1,305,104,974.65
554	FEDERAL COLLEGE OF EDUCATION UMUNZE	853,400,816.92	0.00	99,869,738.74	953,270,555.66	2,462,050,796.00	1,508,780,240.34	2,053,601,377.82
555	FEDERAL COLLEGE OF EDUCATION YOLA	586,296,017.31	0.00	69,589,671.68	655,885,688.99	1,892,089,081.00	1,236,203,392.01	1,560,242,915.46
556	FEDERAL COLLEGE OF EDUCATION ZARIA	1,577,631,695.46	0.00	189,605,260.42	1,767,236,955.88	4,502,431,531.00	2,735,194,575.12	4,349,517,095.09
557	"FEDERAL COLLEGE OF EDUCATION EHA-AMUFU"	627,027,855.45	543,135.48	75,314,936.95	702,885,927.88	2,163,736,809.00	1,460,850,881.12	1,929,784,671.84
558	"ALVAN IKOKU COLLEGE OF EDUCATION, OWERRI"	1,700,937,920.25	26,772,802.28	203,842,005.57	1,931,552,728.10	4,980,598,773.00	3,049,046,044.90	5,165,385,613.69
559	"NATIONAL UNIVERSITIES COMMISSION SECRETARIAT"	1,445,438,188.00	0.00	142,709,147.36	1,588,147,335.36	1,609,507,376.00	21,360,040.64	1,454,993,203.05
560	UNIVERSITY OF IBADAN	3,196,815,138.43	0.00	321,855,258.27	3,518,670,396.70	13,712,984,760.00	10,194,314,363.30	12,868,623,859.17
561	UNIVERSITY OF LAGOS	3,465,500,283.86	0.00	300,328,538.25	3,765,828,822.11	11,651,634,181.00	7,885,805,358.89	13,830,218,581.96



NOTE 13								
SALARIES & WAGES -- contd.								
S/N	MDA	SALARIES AND WAGES	ALLOWANCES	SOCIAL CONTRIBUTIONS	TOTALS	BUDGET	VARIANCE	
		210101	210201	210202				2019
		₦	₦	₦	₦	₦	₦	
565	UNIVERSITY OF BENIN	4,229,728,327.01	51,308,001.09	514,549,816.71	4,795,586,144.81	14,381,682,982.00	9,586,096,837.19	14,101,976,538.18
566	UNIVERSITY OF JOS	1,898,442,826.21	9,427,910.81	252,450,715.18	2,160,321,452.20	10,668,068,975.00	8,507,747,522.80	11,416,521,104.44
567	UNIVERSITY OF CALABAR	5,123,772,636.49	0.00	532,952,260.16	5,656,724,896.65	16,192,171,453.00	10,535,446,556.35	14,729,982,157.56
568	UNIVERSITY OF ILORIN	1,776,726,036.43	202,296,936.61	214,210,755.67	2,193,233,728.71	10,124,085,303.00	7,930,851,574.29	9,430,409,335.25
569	UNIVERSITY OF ABUJA	1,048,361,326.14	134,215,751.23	121,308,855.22	1,303,885,932.59	5,302,280,790.00	3,998,394,857.41	5,780,274,734.28
570	UNIVERSITY OF PORT HARCOURT	2,758,344,259.92	22,438,051.00	336,041,797.37	3,116,824,108.29	11,495,994,670.00	8,379,170,561.71	10,572,415,402.66
571	"ABUBAKAR TAFAWA BALEWA UNIVERSITY, BAUCHI"	1,252,585,341.79	0.00	139,164,742.81	1,391,750,084.60	5,302,696,131.00	3,910,946,046.40	5,137,385,578.69
572	UNIVERSITY OF TECHNOLOGY, OWERRI	2,204,784,462.93	12,132,152.33	263,868,292.89	2,480,784,908.15	10,103,363,171.00	7,622,578,262.85	8,535,487,913.70
573	FEDERAL UNIVERSITY OF TECHNOLOGY, AKURE	1,024,647,714.67	0.00	123,709,349.70	1,148,357,064.37	5,748,603,143.00	4,600,246,078.63	5,509,050,720.50
574	"FEDERAL UNIVERSITY OF TECHNOLOGY, MINNA"	1,743,347,008.86	388,475.52	167,546,766.40	1,911,282,250.78	5,113,058,180.00	3,201,775,929.22	4,961,048,770.24
575	FEDERAL UNIVERSITY OF TECHNOLOGY, YOLA	1,077,686,805.80	119,275,184.30	104,367,006.50	1,301,328,996.60	3,666,436,763.00	2,365,107,766.40	3,615,330,899.66
576	UNIVERSITY OF UYO	2,547,322,331.24	65,755,832.56	232,735,484.80	2,845,813,648.60	9,216,226,412.00	6,370,412,763.40	7,959,329,756.41
577	UNIVERSITY OF MAIDUGURI	3,566,407,029.75	27,576,755.18	369,933,345.81	3,963,917,130.74	11,928,568,856.00	7,964,651,725.26	7,440,890,167.44
578	NNAMDI AZIKIWE UNIVERSITY, AWKA	2,368,467,861.27	0.00	285,250,382.31	2,653,718,243.58	11,717,955,332.00	9,064,237,088.42	9,604,589,814.41
579	BAYERO UNIVERSITY, KANO	1,807,098,925.99	314,154,446.21	210,217,023.52	2,331,470,395.72	10,206,094,053.00	7,874,623,657.28	9,831,024,822.08
580	USMAN DAN FODIO UNIVERSITY, SOKOTO	1,627,530,135.98	0.00	170,619,049.17	1,798,149,185.15	8,485,405,551.00	6,687,256,365.85	7,315,169,296.52
581	NATIONAL MATHEMATICAL CENTRE, SHEDA	538,188,291.74	0.00	64,453,815.54	602,642,107.28	604,077,613.00	1,435,505.72	514,119,079.11
582	"FRENCH LANGUAGE VILLAGE BADAGARY, LAGOS"	200,527,265.25	0.00	20,299,042.78	220,826,308.03	496,928,751.00	276,102,442.97	520,073,851.36
583	ARABIC LANGUAGE VILLAGE BORNO	501,445,537.71	0.00	55,082,926.53	556,528,464.24	561,357,800.00	4,829,335.76	465,320,280.26
584	"NATIONAL INSTITUTE FOR NIGERIAN LANGUAGES"	235,773,618.90	0.00	25,727,584.77	261,501,203.67	434,954,783.00	173,453,579.33	401,204,082.73
585	FEDERAL UNIVERSITY OYE-EKITI	1,022,254,575.17	30,342,314.00	107,617,092.43	1,160,213,981.60	3,881,427,734.00	2,721,213,752.40	2,629,803,002.85
586	FEDERAL UNIVERSITY OTUOKE	950,164,812.70	0.00	97,748,613.15	1,047,913,425.85	3,676,433,824.00	2,628,520,398.15	3,072,877,951.86
587	FEDERAL UNIVERSITY DUTSE	929,998,624.33	32,099,820.58	96,815,376.34	1,058,913,821.25	3,183,838,810.00	2,124,924,988.75	3,147,046,119.29
588	"ALEX EKWUEME FEDERAL UNIVERSITY NDUFU ALIKE IKWO"	2,221,815,410.76	22,932,489.31	101,316,504.64	2,346,064,404.71	4,513,973,783.00	2,167,909,378.29	4,271,773,182.66
589	FEDERAL UNIVERSITY LAFIA	780,437,002.17	258,000.00	83,458,621.04	864,153,623.21	3,078,134,111.00	2,213,980,487.79	2,900,225,937.26
590	FEDERAL UNIVERSITY DUTSIN-MA	986,420,794.17	29,064,059.07	89,417,746.23	1,104,902,599.47	3,568,896,854.00	2,463,994,254.53	2,661,770,413.92
591	FEDERAL UNIVERSITY KASHERE	1,157,858,030.81	0.00	115,508,149.60	1,273,366,180.41	4,161,256,373.00	2,887,890,192.59	3,244,951,271.53
592	FEDERAL UNIVERSITY LOKOJA	679,534,869.17	45,459,213.16	88,937,509.99	813,931,592.32	2,426,367,262.00	1,612,435,669.68	2,107,905,869.35
593	FEDERAL UNIVERSITY WUKARI	1,342,335,916.37	0.00	150,863,601.40	1,493,199,517.77	4,111,145,326.00	2,617,945,808.23	3,856,343,553.21
594	FEDERAL UNIVERSITY OF BERNIN KEBBI	301,173,314.55	2,284,112.66	36,728,069.51	340,185,496.72	2,122,238,127.00	1,782,052,630.28	1,687,091,884.44
595	FEDERAL UNIVERSITY OF GASHUA	484,011,826.71	484,011,826.71	56,169,147.02	1,024,192,800.44	2,648,824,341.00	1,624,631,540.56	1,798,810,048.53
596	FEDERAL UNIVERSITY OF GUSAU	580,397,308.40	0.00	52,804,652.88	633,201,961.28	3,315,179,372.00	2,681,977,410.72	2,052,392,972.43
597	NIGERIA MARITIME UNIVERSITY, OKERENKOKO	747,541,393.29	0.00	52,385,787.50	799,927,180.79	2,237,021,421.00	1,437,094,240.21	-
598	NIGERIAN ARMY UNIVERSITY BIU	279,042,807.41	0.00	34,019,454.30	313,062,261.71	1,163,837,751.00	850,775,489.29	-
599	"DIVISION OF AGRICULTURAL COLLEGE, ABU ZARIA"	434,621,643.24	0.00	50,903,512.97	485,525,156.21	1,612,291,572.00	1,126,766,415.79	1,232,222,988.62
600	"FEDERAL UNIVERSITY OF PETROLEUM RESOURCES, EFFURUN"	433,300,755.62	0.00	49,166,359.99	482,467,115.61	2,129,740,740.00	1,647,273,624.39	1,869,823,398.99
601	NATIONAL OPEN UNIVERSITY	1,507,801,676.99	0.00	177,473,430.09	1,685,275,107.08	6,378,912,177.00	4,693,637,069.92	5,610,487,943.69
602	F.S.C. SOKOTO	117,430,794.00	60,000.00	15,117,923.00	132,608,717.00	136,121,306.00	3,512,589.00	137,064,277.69
603	FGC AZARE	121,672,358.44	660,000.00	16,274,383.00	138,606,741.44	147,129,447.00	8,522,705.56	147,940,155.82
604	FGC BUNI-YADI	57,336,698.75	0.00	4,819,016.96	62,155,715.71	67,395,282.00	5,239,566.29	66,083,825.27



NOTE 13								
SALARIES & WAGES -- contd.								
S/N	MDA	SALARIES AND WAGES	ALLOWANCES	SOCIAL CONTRIBUTIONS	TOTALS	BUDGET	VARIANCE	
		210101	210201	210202				2019
		₦	₦	₦	₦	₦	₦	
608	FGC GARKI	356,930,185.82	2,210,000.00	46,385,626.00	405,525,811.82	418,430,634.00	12,904,822.18	407,845,611.77
609	FGC IJANIKIN	385,390,598.74	1,020,000.00	45,156,920.00	431,567,518.74	407,432,285.00	-24,135,233.74	425,362,568.22
610	FGC IKET NISE	163,432,132.70	1,275,512.82	12,775,242.96	177,482,888.48	183,841,700.00	6,358,811.52	151,823,550.55
611	FGC IKET VANDAKYA	117,164,229.82	300,000.00	15,212,633.00	132,676,862.82	137,213,701.00	4,536,838.18	130,878,191.67
612	FGC IKOM	136,299,695.47	3,015,908.63	17,037,462.00	156,353,066.10	154,177,159.00	-2,175,907.10	165,135,304.74
613	FGC IKOT EKPENE	192,335,218.13	10,419,000.00	24,773,102.00	227,527,320.13	223,437,920.00	-4,089,400.13	219,846,557.98
614	FGC IKURIN	203,376,284.73	0.00	25,950,315.00	229,326,599.73	233,552,830.00	4,226,230.27	270,380,955.78
615	FGC JOS	305,953,004.40	1,319,999.01	38,244,125.00	345,517,128.41	345,517,130.00	1.59	361,076,064.40
616	FGC KADUNA	348,926,488.63	18,706,324.00	26,169,487.00	393,802,299.63	393,802,300.00	0.37	361,092,107.20
617	FGC KANO	246,861,802.17	1,424,402.00	31,092,042.00	279,378,246.17	279,828,378.00	450,131.83	256,318,860.93
618	FGC KEFFI	314,636,558.18	0.00	23,417,942.75	338,054,500.93	362,064,929.00	24,010,428.07	273,757,108.81
619	FGC KIYAWA	83,011,934.73	0.00	7,218,926.90	90,230,861.63	93,782,252.00	3,551,390.37	273,757,108.81
620	FGC KWALI	370,113,134.94	1,020,000.00	46,504,970.00	417,638,104.94	419,564,731.00	1,926,626.06	417,350,055.82
621	FGC MAIDUGURI	147,378,311.53	5,000,000.00	18,025,026.38	170,403,337.91	171,444,080.00	1,040,742.09	165,170,431.10
622	FGC MINJIBIR	116,403,953.00	360,000.00	13,821,341.43	130,585,294.43	131,314,449.00	729,154.57	121,172,618.74
623	FGC MINNA	271,704,885.00	660,000.00	33,963,110.01	306,327,995.01	306,327,995.00	-0.01	299,072,284.28
624	FGC ODIKOLOGUNA	77,170,789.75	2,750,000.00	13,349,906.82	93,270,696.57	90,740,876.00	-2,529,820.57	76,299,242.98
625	FGC ODOGBOLU	232,860,874.00	9,611,679.47	19,615,930.53	262,088,484.00	262,088,486.00	2.00	244,714,629.92
626	FGC OGBOMOSHMO	218,426,433.52	420,000.00	27,303,305.00	246,149,738.52	246,149,740.00	1.48	266,259,977.60
627	FGC OGOJA	112,454,750.80	9,940,000.00	8,745,519.13	131,140,269.93	131,564,714.00	424,444.07	103,205,013.52
628	FGC OHAFIA	96,660,795.00	609,000.00	12,591,428.12	109,861,223.12	109,343,395.00	-517,828.12	98,999,073.84
629	FGC OKIGWE	172,713,305.00	600,000.00	21,589,161.82	194,902,466.82	194,902,468.00	1.18	179,260,156.69
630	FGC OKPOSI	355,931,628.46	4,565,200.00	480,089,645.46	840,586,473.92	124,518,018.00	-716,068,455.92	130,478,404.81
631	FGC ONITSHA	192,338,894.00	300,000.00	24,042,362.00	216,681,256.00	216,681,261.00	5.00	187,403,024.31
632	FGC PORT HARCOURT	300,192,432.93	600,000.00	37,524,055.00	338,316,487.93	338,316,490.00	2.07	312,873,527.52
633	FGC POTISKUM	108,791,716.00	300,000.00	13,598,964.99	122,690,680.99	122,690,681.00	0.01	99,146,160.13
634	FGC RUBBOCHI	109,761,838.97	6,056,000.00	13,720,230.00	129,538,068.97	123,662,070.00	-5,875,998.97	135,186,851.34
635	FGC SOKOTO	164,025,641.93	0.00	20,503,204.00	184,528,845.93	184,528,847.00	1.07	168,065,016.30
636	FGC UGWOLAWO	111,747,207.00	420,000.00	13,968,401.00	126,135,608.00	126,135,610.00	2.00	126,172,062.56
637	FGC WARRI	252,692,611.00	6,329,788.15	31,311,412.55	290,333,811.70	284,579,190.00	-5,754,621.70	247,797,867.93
638	FGC ZARIA	176,106,926.00	360,000.00	22,013,367.00	198,480,293.00	198,480,297.00	4.00	201,261,833.17
639	FGC, BILLIRI	135,706,234.00	3,635,000.00	16,963,280.00	156,304,514.00	153,329,516.00	-2,974,998.00	145,489,520.25
640	FGC, IDO-ANI	143,676,122.97	660,000.00	18,812,162.95	163,148,285.92	169,969,705.00	6,821,419.08	171,637,113.25
641	FGC, IKOLE	126,216,011.00	1,089,800.00	11,092,728.39	138,398,539.39	142,533,016.00	4,134,476.61	139,331,674.33
642	FGGC ABAJI	161,763,222.00	4,634,000.00	20,220,403.00	186,617,625.00	182,283,628.00	-4,333,997.00	188,843,522.23
643	FGGC ABULOMA	244,977,263.00	0.00	12,248,859.00	257,226,122.00	276,199,423.00	18,973,301.00	261,007,381.36
644	FGGC AKURE	279,635,211.00	780,000.00	34,954,402.00	315,369,613.00	315,369,614.00	1.00	485,377,170.77
645	FGGC ANKA	63,549,960.14	120,000.00	120,000.00	63,789,960.14	71,613,707.00	7,823,746.86	67,293,124.34
646	FGGC BAJOGA	77,801,283.12	2,125,000.00	9,725,160.00	89,651,443.12	87,526,444.00	-2,124,999.12	86,114,456.99
647	FGGC BAKORI	147,610,714.48	0.00	19,255,157.00	166,865,871.48	173,296,414.00	6,430,542.52	181,859,640.40
648	FGGC BAUCHI	169,162,852.00	5,323,600.00	21,145,357.00	195,631,809.00	190,548,210.00	-5,083,599.00	161,335,108.14
649	FGGC BENIN	114,975,639.05	1,734,000.00	14,441,512.00	131,151,151.05	313,730,988.00	182,579,836.95	305,401,571.11
650	FGGC BIDA	118,227,471.00	360,000.00	14,778,434.00	133,365,905.00	133,365,907.00	2.00	123,695,105.61
651	FGGC BWARI	359,038,940.00	6,705,216.00	44,879,867.00	410,624,023.00	404,638,807.00	-5,985,216.00	405,478,420.21
652	FGGC CALABAR	217,788,294.00	6,292,000.00	27,223,537.00	251,303,831.00	245,671,832.00	-5,631,999.00	222,373,881.32



NOTE 13								
SALARIES & WAGES -- contd.								
S/N	MDA	SALARIES AND WAGES	ALLOWANCES	SOCIAL CONTRIBUTIONS	TOTALS	BUDGET	VARIANCE	
		210101	210201	210202				2019
		₦	₦	₦	₦	₦	₦	
656	FGGC EZZAMGBO ABAKALIKI	117,965,890.00	7,548,000.00	14,745,737.00	140,259,627.00	132,951,628.00	-7,307,999.00	145,206,672.71
657	FGGC GBOKO	175,007,511.00	1,020,000.00	21,875,940.00	197,903,451.00	197,903,453.00	2.00	191,863,228.59
658	FGGC GUSAU	129,045,146.22	540,000.00	20,524,029.58	150,109,175.80	151,316,340.00	1,207,164.20	138,778,314.02
659	FGGC GWANDU	92,364,133.00	360,000.00	11,545,517.00	104,269,650.00	104,269,651.00	1.00	87,455,673.33
660	FGGC IBILLO	134,923,908.00	480,000.00	16,865,488.00	152,269,396.00	152,269,396.00	0.00	145,207,742.76
661	FGGC IBUSA	204,738,210.00	563,200.00	25,033,805.66	230,335,215.66	230,990,490.00	655,274.34	230,382,147.72
662	FGGC IKOT-OBIO-ITONG	125,738,474.37	918,000.00	35,349,192.19	162,005,666.56	162,460,731.00	455,064.44	132,892,783.42
663	FGGC ILORIN	251,406,464.00	0.00	31,425,751.58	282,832,215.58	283,552,272.00	720,056.42	289,098,208.72
664	FGGC IPETUMODU	165,836,120.00	7,531,437.00	20,729,515.00	194,097,072.00	189,239,074.00	-4,857,998.00	201,471,640.77
665	FGGC JALINGO	134,926,377.78	840,000.00	16,934,154.67	152,700,532.45	158,538,204.00	5,837,671.55	148,320,934.44
666	FGGC KABBA	117,385,886.99	7,807,817.95	15,250,304.00	140,444,008.94	137,612,737.00	-2,831,271.94	139,218,155.41
667	FGGC KAZAURE	103,567,227.83	300,000.00	14,148,663.00	118,015,890.83	127,637,969.00	9,622,078.17	138,504,038.15
668	FGGC KEANA	104,592,775.00	479,200.00	13,071,017.00	118,142,992.00	118,146,872.00	3,880.00	118,728,302.40
669	FGGC LANGTANG	138,606,665.23	540,000.00	17,878,005.00	157,024,670.23	161,442,041.00	4,417,370.77	167,751,136.86
670	FGGC LEJJA	150,149,799.13	10,211,882.00	17,711,370.55	178,073,051.68	176,771,274.00	-1,301,777.68	164,880,007.05
671	FGGC MONGUNO	72,531,840.00	600,000.00	9,066,480.00	82,198,320.00	82,198,322.00	2.00	70,939,419.22
672	FGGC NEW BUSA	94,531,915.36	300,000.00	12,371,207.00	107,203,122.36	111,640,862.00	4,437,739.64	102,795,416.32
673	FGGC OMU-ARAN	137,630,376.00	0.00	17,041,025.38	154,671,401.38	155,254,173.00	582,771.62	151,422,359.66
674	FGGC OWERRI	306,777,357.00	3,670,750.00	38,224,648.02	348,672,755.02	345,904,527.00	-2,768,228.02	293,658,658.03
675	FGGC OYO	286,056,005.49	0.00	20,868,813.62	306,924,819.11	325,994,605.00	19,069,785.89	319,119,999.59
676	FGGC SHAGAMU	421,778,979.46	600,000.00	32,062,024.00	454,441,003.46	289,158,216.00	-165,282,787.46	285,623,648.94
677	FGGC GUMI TAMBAWAL	93,367,851.57	0.00	7,867,867.50	101,235,719.07	110,644,472.00	9,408,752.93	99,591,932.93
678	FGGC UMUHIA	214,271,673.53	14,873,804.79	27,172,468.36	256,317,946.68	245,068,831.00	-11,249,115.68	241,313,753.83
679	FGGC WUKARI	125,894,234.29	660,000.00	17,091,211.00	143,645,445.29	154,480,899.00	10,835,453.71	152,820,818.46
680	FGGC, YOLA	161,139,077.00	9,242,100.00	18,688,925.64	189,070,102.64	182,361,462.00	-6,708,640.64	174,915,225.81
681	FSTC AHOADA	104,837,832.43	420,000.00	13,360,337.00	118,618,169.43	120,663,028.00	2,044,858.57	127,303,820.97
682	FSTC AWKA	187,241,487.00	2,325,000.00	23,405,186.00	212,971,673.00	211,066,673.00	-1,905,000.00	199,573,488.80
683	FSTC JUBU-IMUSHIN	183,102,502.00	0.00	22,245,049.28	205,347,551.28	206,110,318.00	762,766.72	204,922,232.69
684	FSTC MICHKA	57,190,415.00	1,355,000.00	7,148,802.00	65,694,217.00	64,579,218.00	-1,114,999.00	64,048,704.29
685	FSTC TUNGBO - YENAGOA	79,219,951.00	2,606,571.00	7,707,814.94	89,534,336.94	90,294,016.00	759,679.06	79,454,033.94
686	FSTC USI-EKITI	104,111,830.00	1,021,885.43	13,119,215.00	118,252,930.43	118,252,932.00	1.57	103,759,733.24
687	FTC IKARE	135,727,507.14	4,098,000.00	16,966,055.00	156,791,562.14	153,114,499.00	-3,677,063.14	153,562,841.88
688	FTC ILESA	220,565,331.00	3,535,979.85	27,570,667.00	251,671,977.85	248,736,000.00	-2,935,977.85	229,354,531.48
689	FTC JALINGO	155,731,978.24	540,000.00	20,422,743.00	176,694,721.24	184,344,686.00	7,649,964.76	157,659,900.56
690	FTC KAFANCHAN	154,746,687.00	2,126,000.00	18,745,526.84	175,618,213.84	174,390,023.00	-1,228,190.84	156,996,831.45
691	FTC LASSA	74,888,587.66	0.00	6,297,066.26	81,185,653.92	86,268,908.00	5,083,254.08	67,139,877.90
692	FTC OHANSO	107,331,753.00	4,773,000.00	13,413,919.97	125,518,672.97	120,808,224.00	-4,710,448.97	128,316,349.76
693	FTC OROZO	356,299,370.00	720,000.00	54,457,422.00	411,476,792.00	401,556,793.00	-9,919,999.00	423,954,413.93
694	FTC OTOBI	118,763,046.51	4,762,000.00	16,036,220.00	139,561,266.51	138,565,978.00	-995,288.51	122,316,452.30
695	FTC OTUPKO	143,063,416.00	18,143,244.00	17,624,832.11	178,831,492.11	161,486,343.00	-17,345,149.11	146,557,086.50
696	FTC SHIRORO	126,562,716.01	335,552.20	17,178,766.00	144,077,034.21	154,908,896.00	10,831,861.79	142,468,055.37
697	FTC UROMI	136,901,254.87	798,000.00	17,327,434.00	155,026,688.87	156,306,905.00	1,280,216.13	153,772,971.61
698	FTC UYO	186,302,877.64	2,445,000.00	24,817,347.27	213,565,224.91	223,776,134.00	10,210,909.09	235,177,504.52
699	FTC YABA	496,151,601.04	4,690,000.00	62,018,950.00	562,860,551.04	558,770,553.00	-4,089,998.04	452,010,408.64
700	FTC ZURU	118,514,202.22	0.00	9,957,995.49	128,472,197.71	135,977,825.00	7,505,627.29	113,215,794.55



NOTE 13								
SALARIES & WAGES -- contd.								
S/N	MDA	SALARIES AND WAGES	ALLOWANCES	SOCIAL CONTRIBUTIONS	TOTALS	BUDGET	VARIANCE	2019
		210101	210201	210202				
		₦	₦	₦	₦	₦	₦	
704	FSTC,DOMA	101,000,362.65	0.00	8,495,590.66	109,495,953.31	123,087,275.00	13,591,321.69	99,309,645.03
705	FSTC DAYI	42,374,343.96	0.00	3,115,379.76	45,489,723.72	83,362,509.00	37,872,785.28	47,410,900.72
706	"LIBRARIANS REGISTRATION COUNCIL OF NIGERIA"	158,501,340.36	0.00	18,627,643.73	177,128,984.09	177,128,985.00	0.91	170,295,462.70
707	UNESCO PARIS	117,831,759.25	0.00	0.00	117,831,759.25	471,327,037.00	353,495,277.75	223,095,036.50
708	"NATIONAL BOARD FOR TECHNICAL EDUCATION"	741,439,862.52	8,854,210.88	56,875,688.59	807,169,761.99	884,930,195.00	77,760,433.01	619,794,012.04
709	"NATIONAL BOARD FOR ARABIC AND ISLAMIC STUDIES (NBAS) HQTRS"	4,877,999,132.00	0.00	608,365,676.00	5,486,364,808.00	5,486,364,809.00	1.00	3,249,069,025.53
710	FEDERAL MINISTRY OF HEALTH - HQTRS	5,444,851,660.20	139,372,363.00	706,485,762.64	6,290,709,785.84	6,497,744,227.00	207,034,441.16	5,429,293,850.11
711	"NATIONAL PRIMARY HEALTH CARE DEVELOPMENT AGENCY"	1,683,602,866.58	245,072,881.00	172,189,959.40	2,100,865,706.98	2,171,964,720.00	71,099,013.02	1,963,684,390.38
712	NATIONAL ARBOVIRUS AND VECTOR RESEARCH	105,774,483.28	0.00	8,361,500.75	114,135,984.03	155,346,496.00	41,210,511.97	95,021,562.30
713	RADIOGRAPHERS REGISTRATION BOARD	208,966,739.04	49,816,191.00	21,503,647.23	280,286,577.27	286,492,690.00	6,206,112.73	235,503,789.31
714	DENTAL TECHNOLOGY REGISTRATION BOARD	120,842,429.23	36,268,672.00	13,721,088.00	170,832,189.23	170,832,190.00	0.77	161,680,982.62
715	HEALTH RECORDS REGISTRATION BOARD	259,914,024.00	29,265,328.00	29,184,753.18	318,364,105.18	320,284,389.00	1,920,283.82	260,334,054.07
716	"OPTOMETRIST AND DISPENSING OPTICIANS BOARD OF NIGERIA"	206,615,971.42	206,615,971.42	17,363,564.63	430,595,507.47	273,850,874.00	-156,744,633.47	203,095,846.70
717	"COMMUNITY HEALTH PRACTITIONERS REGISTRATION BOARD"	63,107,017.05	10,770,271.00	4,802,350.91	78,679,638.96	86,149,435.00	7,469,796.04	91,592,807.24
718	NURSING AND MIDWIFERY COUNCIL	251,557,336.00	16,452,939.00	30,060,451.95	298,070,726.95	298,070,729.00	2.05	288,103,562.37
719	PHARMACIST COUNCIL OF NIGERIA COUNCIL	535,495,176.95	180,000,000.00	44,403,915.79	759,899,092.74	800,417,377.00	40,518,284.26	654,355,287.55
720	MEDICAL AND DENTAL COUNCIL OF NIGERIA	219,948,266.33	34,300,000.00	22,461,928.43	276,710,194.76	299,363,084.00	22,652,889.24	231,830,345.62
721	"NATIONAL AGENCY FOR FOOD AND DRUG ADMINISTRATION AND CONTROL"	4,641,368,866.17	537,302,335.00	580,171,157.00	5,758,842,358.17	5,758,842,745.00	386.83	5,110,735,682.03
722	MEDICAL REHABILITATION THERAPY BOARD	250,072,677.31	43,415,554.00	30,096,092.00	323,584,323.31	325,354,104.00	1,769,780.69	261,009,283.27
723	"FEDERAL COLLEGE OF DENTAL TECHNOLOGY AND THERAPY, ENUGU"	594,545,161.13	0.00	47,448,707.06	641,993,868.19	969,300,451.00	327,306,582.81	523,585,967.35
724	"ENVIRONMENTAL HEALTH OFFICERS TUTORS-IBADAN"	37,514,766.83	0.00	2,143,391.27	39,658,158.10	34,474,870.00	-5,183,288.10	32,045,855.70
725	NURSE TUTOR TRAINING - ENUGU	13,730,466.74	0.00	1,032,033.64	14,762,500.38	44,370,434.00	29,607,933.62	24,931,364.70
726	NURSE TUTOR PROGRAMME AKOKA LAGOS	22,389,484.94	0.00	1,524,813.39	23,914,298.33	105,082,803.00	81,168,504.67	100,134,026.14
727	NURSE TUTOR TRAINING KADUNA	20,455,911.30	48,000,000.00	13,272,545.15	81,728,456.45	81,976,265.00	247,808.55	62,013,237.31
728	NURSE TUTOR TRAINING IBADAN	17,597,814.06	0.00	1,336,596.68	18,934,410.74	31,647,420.00	12,713,009.26	17,888,467.49
729	"NATIONAL POST GRADUATE MEDICAL COLLEGE OF NIGERIA-IJANIKIN LAGOS"	197,110,970.65	48,854,107.00	16,975,809.34	262,940,886.99	306,766,720.00	43,825,833.01	243,599,959.62
730	PHC TUTORS PROGRAMME,UCH-IBADAN	25,207,778.96	2,000,000.00	2,065,885.25	29,273,664.21	32,334,290.00	3,060,625.79	24,926,798.88
731	COMMUNITY HEALTH TUTOR PROGRAMME UCH	23,714,505.84	0.00	1,781,307.63	25,495,813.47	35,404,433.00	9,908,619.53	29,646,594.25
732	UNIVERSITY COLLEGE HOSPITAL IBADAN	8,530,637,404.70	4,396,936,035.50	997,210,949.17	13,924,784,389.37	13,857,965,676.00	-66,818,713.37	16,177,927,411.17
733	LAGOS UNIVERSITY TEACHING HOSPITAL	4,254,072,396.53	3,582,168,438.82	510,658,752.65	8,346,899,588.00	8,522,134,783.00	175,235,195.00	7,154,460,640.00
734	"AHMADU BELLO UNIVERSITY TEACHING HOSPITAL"	4,270,156,170.87	2,603,395,589.15	609,586,900.13	7,483,138,660.15	7,572,409,702.00	89,271,041.85	7,297,969,633.09
735	"UNIVERSITY OF NIGERIA TEACHING HOSPITAL, ENUGU"	7,786,688,847.62	3,016,124,021.03	870,039,390.17	11,672,852,258.82	11,672,565,930.00	-286,328.82	11,458,135,743.02
736	UNIVERSITY OF BENIN TEACHING HOSPITAL	4,683,245,367.33	3,817,459,419.00	635,314,072.00	9,136,018,858.33	9,107,074,699.00	-28,944,159.33	8,313,549,137.33
737	"OBAFEMI AWOLowo UNIVERSITY TEACHING HOSPITAL"	4,662,769,539.14	2,961,869,562.44	606,832,936.13	8,231,472,037.71	8,598,383,496.00	366,911,458.29	7,833,782,772.96
738	"UNIVERSITY OF ILORIN TEACHING HOSPITAL, ILORIN"	5,322,582,677.57	2,409,008,220.39	634,170,366.19	8,365,761,264.15	9,090,767,200.00	725,005,935.85	8,076,151,637.10
739	JOS UNIVERSITY TEACHING HOSPITAL	4,593,901,621.80	2,995,719,958.98	563,591,512.63	8,153,213,093.41	8,121,376,917.00	-31,836,176.41	7,120,020,644.99



NOTE 13								
SALARIES & WAGES -- contd.								
S/N	MDA	SALARIES AND WAGES	ALLOWANCES	SOCIAL CONTRIBUTIONS	TOTALS	BUDGET	VARIANCE	
		210101	210201	210202				2019
		₦	₦	₦	₦	₦	₦	
743	"USMANU DANFODIO UNIVERSITY TEACHING HOSPITAL, SOKOTO"	3,726,928,814.00	2,228,153,875.49	438,519,681.33	6,393,602,370.82	6,418,410,146.00	24,807,775.18	6,515,032,332.94
744	AMINU KANO UNIVERSITY TEACHING HOSPITAL	4,622,880,334.42	1,942,518,264.80	527,710,953.36	7,093,109,552.58	7,093,109,554.00	1.42	6,819,067,606.63
745	"NNAMDI AZIKIWE UNIVERSITY TEACHING HOSPITAL, NNEWI"	4,882,989,673.49	2,615,719,928.86	371,328,707.45	7,870,038,309.80	8,766,492,145.00	896,453,835.20	8,284,723,343.64
746	"UNIVERSITY OF ABUJA TEACHING HOSPITAL, GWAGWALADA"	4,054,545,744.55	1,684,930,760.00	437,372,355.00	6,176,848,859.55	6,048,365,892.00	-128,482,967.55	5,649,720,024.00
747	"ABUBAKAR TAFAWA BALEWA UNIVERSITY TEACHING HOSPITAL BAUCHI"	2,801,864,386.70	1,004,271,901.49	312,598,448.00	4,118,734,736.19	4,118,244,272.00	-490,464.19	3,761,048,619.00
748	FEDERAL TEACHING HOSPITAL, ABAKALIKI	8,527,792,902.80	4,675,251,495.47	1,001,990,469.93	14,205,034,868.20	14,205,977,466.00	942,597.80	12,890,779,775.92
749	FEDERAL TEACHING HOSPITAL, GOMBE	4,593,901,621.80	2,995,719,958.98	563,591,512.63	8,153,213,093.41	4,239,296,492.00	-3,913,916,601.41	4,101,831,495.25
750	FEDERAL TEACHING HOSPITAL, IDO-EKITI	4,025,107,158.25	2,371,373,791.10	484,562,300.25	6,881,043,249.60	6,881,043,357.00	107.40	6,143,567,375.86
751	IRRUA SPECIALIST TEACHING HOSPITAL, IRRUA	3,418,219,942.68	2,943,108,705.57	503,023,567.71	6,864,352,215.96	6,900,885,700.00	36,533,484.04	6,229,383,737.04
752	UNIVERSITY OF UYO TEACHING HOSPITAL	3,715,022,027.93	3,039,209,106.23	373,991,364.48	7,128,222,498.64	7,811,323,554.00	683,101,055.36	6,436,014,639.18
753	FEDERAL MEDICAL CENTRE - ABUJA	1,374,481,210.70	1,026,441,381.58	170,425,936.00	2,571,348,528.28	2,263,111,267.00	-308,237,261.28	2,392,486,986.00
754	FEDERAL PSYCHIATRIC HOSPITAL ENUGU	1,115,786,393.21	513,389,193.66	136,472,884.63	1,765,648,471.50	1,805,873,117.00	40,224,645.50	1,537,193,753.21
755	FEDERAL PSYCHIATRIC HOSPITAL KADUNA	640,646,127.11	284,302,851.69	70,962,531.39	995,911,510.19	1,079,736,689.00	83,825,178.81	886,017,832.07
756	FEDERAL PSYCHIATRIC HOSPITAL CALABAR	1,305,293,328.78	882,271,863.44	161,834,720.78	2,349,399,913.00	2,349,399,912.00	-1.00	2,091,331,640.21
757	FEDERAL PSYCHIATRIC HOSPITAL MAIDUGURI	883,973,208.34	407,102,303.52	104,019,640.89	1,395,095,152.75	1,448,072,810.00	52,977,657.25	1,523,032,612.82
758	"FEDERAL NEURO-PSYCHIATRIC HOSPITAL, KWARE-SOKOTO"	999,009,382.81	448,713,397.59	83,124,908.25	1,530,847,688.65	1,626,013,726.00	95,166,037.35	1,434,296,649.46
759	FEDERAL NEURO-PSYCHIATRIC HOSPITAL YABA	2,111,012,582.88	772,681,471.68	265,664,594.47	3,149,358,649.03	3,165,899,614.00	16,540,964.97	3,084,909,094.30
760	"FEDERAL NEURO-PSYCHIATRIC HOSPITAL ABEOKUTA"	1,668,574,474.59	527,730,909.23	193,765,096.79	2,390,070,480.61	2,426,488,149.00	36,417,668.39	2,293,132,098.98
761	"FEDERAL COLLEGE OF COMPLEMENTARY AND ALTERNATIVE MEDICINE, NIGERIA"	186,493,811.05	79,800,000.00	17,767,371.13	284,061,182.18	299,910,209.00	15,849,026.82	265,652,483.35
762	FEDERAL PSYCHIATRIC HOSPITAL BENIN CITY	1,229,658,422.73	358,470,393.36	151,210,595.86	1,739,339,411.95	1,748,600,702.00	9,261,290.05	1,565,268,497.44
763	NATIONAL ORTHOPAEDIC HOSPITAL LAGOS	2,381,924,939.09	798,808,308.40	167,985,596.82	3,348,718,844.31	3,579,885,305.00	231,166,460.69	3,250,267,878.29
764	"NATIONAL ORTHOPAEDIC HOSPITAL DALA KANO"	1,871,493,048.78	581,325,889.61	213,654,351.86	2,666,473,290.25	2,701,722,819.00	35,249,528.75	2,427,178,103.59
765	NATIONAL ORTHOPAEDIC HOSPITAL ENUGU	1,835,968,922.95	734,573,158.50	227,496,753.98	2,798,038,835.43	2,795,812,818.00	-2,226,017.43	2,617,735,051.86
766	"NATIONAL TB AND LEPROSY REFERRED HOSPITAL AND TRAINING, ZARIA"	697,916,974.69	257,176,369.00	87,274,538.27	1,042,367,881.96	1,053,720,937.00	11,353,055.04	767,854,793.46
767	FEDERAL MEDICAL CENTRE, UMUAHIA	3,771,713,393.37	1,531,691,578.17	447,413,222.70	5,750,818,194.24	5,750,868,350.00	50,155.76	5,131,443,703.63
768	FEDERAL MEDICAL CENTRE, OWO	3,174,725,991.26	1,531,143,255.35	249,067,252.52	4,954,936,499.13	5,153,420,835.00	198,484,335.87	4,636,036,279.76
769	FEDERAL MEDICAL CENTRE ABEOKUTA	4,769,568,253.22	1,995,114,802.23	545,809,266.14	7,310,492,321.59	7,113,902,248.00	-196,590,073.59	5,498,151,606.21
770	FEDERAL MEDICAL CENTRE, OWERRI	4,138,998,361.34	1,699,600,000.00	286,305,120.30	6,124,903,481.64	6,383,413,277.00	258,509,795.36	6,459,477,390.77
771	FEDERAL MEDICAL CENTRE, MAKURDI	3,496,064,196.24	1,236,536,815.10	450,674,217.48	5,183,275,228.82	5,259,879,330.00	76,604,101.18	5,024,060,701.81
772	FEDERAL MEDICAL CENTRE, KATSINA	1,995,382,847.63	1,109,094,850.30	309,704,061.10	3,414,181,759.03	3,883,726,014.00	469,544,254.97	3,472,839,474.45
773	FEDERAL MEDICAL CENTRE, NGURU YOBE	1,628,018,727.79	1,014,988,460.19	202,216,383.65	2,845,223,571.63	2,880,229,530.00	35,005,958.37	2,859,808,180.19
774	FEDERAL MEDICAL CENTRE, ASABA	2,934,797,424.63	1,658,159,939.26	365,465,462.73	4,958,422,826.62	4,958,422,828.00	1.38	4,702,308,171.59
775	FEDERAL MEDICAL CENTRE, BIDA	2,826,352,741.00	1,081,325,605.38	321,519,169.73	4,229,197,516.11	4,250,169,759.00	20,972,242.89	3,533,654,147.53
776	FEDERAL MEDICAL CENTRE, GUSAU ZAMFARA	1,921,854,248.65	0.00	841,879,077.00	2,763,733,325.65	2,979,497,804.00	215,764,478.35	3,001,342,317.22
777	FEDERAL MEDICAL CENTRE, YOLA ADAMAWA	1,996,820,431.53	1,249,554,419.81	248,098,338.72	3,494,473,190.06	3,497,740,261.00	3,267,070.94	3,473,484,546.48
778	FEDERAL MEDICAL CENTRE, KOGI	3,946,689,972.52	1,148,631,674.70	289,264,139.78	5,384,585,787.00	3,810,471,616.00	-1,574,114,171.00	3,429,166,106.31
779	FEDERAL MEDICAL CENTRE, AZARE BAUCHI	1,627,427,376.19	663,626,219.38	199,996,322.62	2,491,049,918.19	2,499,920,028.00	8,870,109.81	2,292,301,997.23
780	FEDERAL MEDICAL CENTRE, KEBBI STATE	2,307,280,401.71	831,647,614.00	266,600,012.69	3,405,528,028.40	3,420,546,025.00	15,017,996.60	3,030,196,464.86
781	FEDERAL MEDICAL CENTRE, TARABA STATE	2,118,599,530.98	830,932,807.13	261,212,923.86	3,210,745,261.97	3,252,923,754.00	42,178,492.03	2,975,029,114.06



NOTE 13								
SALARIES & WAGES -- contd.								
S/N	MDA	SALARIES AND WAGES	ALLOWANCES	SOCIAL CONTRIBUTIONS	TOTALS	BUDGET	VARIANCE	
		210101	210201	210202				2019
		₦	₦	₦	₦	₦	₦	
785	FEDERAL MEDICAL CENTRE, EBUTE METTA	1,852,685,566.34	535,944,524.80	209,925,156.29	2,598,555,247.43	2,598,555,249.00	1.57	2,497,846,121.38
786	NATIONAL EYE CENTRE KADUNA	1,024,537,220.00	378,634,783.51	89,032,245.94	1,492,204,249.45	1,691,930,723.00	199,726,473.55	1,686,497,357.54
787	NATIONAL EAR CARE CENTRE KADUNA	855,446,083.86	472,171,860.31	95,946,351.68	1,423,564,295.85	1,438,899,752.00	15,335,456.15	1,050,582,682.30
788	INTERCOUNTRY CENTRE FOR ORAL HEALTH JOS	72,884,212.22	273,976,392.00	61,590,919.81	408,451,524.03	827,713,098.00	419,261,573.97	201,885,368.98
789	"FEDERAL SCHOOL OF MEDICAL LABORATORY JOS"	859,606,266.00	534,857,566.09	98,293,224.14	1,492,757,056.23	1,507,053,962.00	14,296,905.77	828,263,009.65
790	NIGERIA CENTRE FOR DISEASE CONTROL ABUJA	527,872,916.99	208,000,000.00	59,396,981.57	795,269,898.56	849,711,861.00	54,441,962.44	412,753,832.61
791	"NATIONAL INST. OF PHARM. RESEARCH AND DEVELOPMENT, ABUJA"	461,385,097.40	230,218,893.31	59,493,428.19	751,097,418.90	750,189,921.00	-907,497.90	719,203,834.74
792	"NIGERIAN INSTITUTE OF MEDICAL RESEARCH, YABA"	629,679,911.10	182,937,763.00	74,315,755.63	886,933,429.73	887,160,981.00	227,551.27	786,286,031.23
793	INSTITUTE OF PUBLIC ANALYSTS OF NIGERIA	101,924,551.01	16,202,448.00	11,356,353.00	129,483,352.01	129,483,353.00	0.99	-
794	"MEDICAL LAB. SCIENCE COUNCIL OF NIGERIA, YABA"	367,905,882.20	104,285,125.00	57,206,882.50	529,397,889.70	553,865,105.00	24,467,215.30	435,256,034.66
795	"FEDERAL SCHOOL OF OCCUPATIONAL THERAPY, YABA"	134,840,788.97	60,601,848.00	13,134,883.07	208,577,520.04	211,536,670.00	2,959,149.96	176,711,546.27
796	INSTITUTE OF CHARTERED CHEMISTS OF NIGERIA	112,418,706.19	8,375,604.00	12,807,814.00	133,602,124.19	136,319,655.00	2,717,530.81	105,968,802.96
797	DENTAL THERAPISTS REGISTRATION BOARD	95,148,984.85	48,000,000.00	8,707,459.59	151,856,444.44	193,574,742.00	41,718,297.56	117,334,796.16
798	NATIONAL BLOOD TRANSFUSION SERVICE(NBTS)	335,614,991.04	51,097,669.00	32,461,775.15	419,174,435.19	439,286,610.00	20,112,174.81	-
799	"NATIONAL OBSTETRIC FITSULA CENTRE, ABAKALIKI"	347,253,039.02	129,988,644.11	40,611,311.92	517,852,995.05	525,461,673.00	7,608,677.95	429,821,061.85
800	NATIONAL OBSTETRIC FISTULA CENTRE BAUCHI	396,301,321.58	353,742,871.95	58,210,856.65	808,255,050.18	816,572,994.00	8,317,943.82	763,657,394.58
801	NATIONAL OBSTETRIC FISTULA CENTRE KATSINA	562,376,059.43	190,135,863.74	45,490,001.38	798,001,924.55	847,490,514.00	49,488,589.45	760,893,532.66
802	NATIONAL HOSPITAL	4,821,230,485.35	2,730,068,494.12	519,270,915.82	8,070,569,895.29	8,162,227,747.00	91,657,851.71	7,364,946,014.07
803	BASIC HEALTH CARE FUND	0.00	0.00	0.00	0.00	26,457,743,000.00	26,457,743,000.00	-
804	"FEDERAL MINISTRY OF ENVIRONMENT HEADQUARTERS"	1,700,945,004.22	700,000.00	133,400,019.33	1,835,045,023.55	1,954,263,641.00	119,218,617.45	1,992,467,350.21
805	NATIONAL PARK HEADQUARTERS	171,959,568.77	42,410,394.30	22,127,297.70	236,497,260.77	241,555,264.00	5,058,003.23	192,979,027.27
806	KAINJI NATIONAL PARK	357,758,374.69	84,529,979.23	42,095,607.70	484,383,961.62	487,008,151.00	2,624,189.38	474,100,859.60
807	OYO NATIONAL PARK	249,462,040.40	59,047,647.69	31,182,755.17	339,692,443.26	339,692,444.00	0.74	339,953,035.34
808	CHAD BASIN NATIONAL PARK	172,836,365.81	43,098,601.76	22,583,831.50	238,518,799.07	246,383,704.00	7,864,904.93	246,347,375.87
809	GASHAKA GUMTI NATIONAL PARK	245,483,003.36	58,000,000.00	28,854,976.38	332,337,979.74	334,956,912.00	2,618,932.26	328,712,483.83
810	CROSS RIVER NATIONAL PARK	341,208,728.45	88,621,000.00	27,638,475.17	457,468,203.62	489,446,326.00	31,978,122.38	490,130,786.27
811	KAMUKU NATIONAL PARK	144,507,621.64	34,398,000.00	11,813,889.73	190,719,511.37	207,822,232.00	17,102,720.63	210,999,010.82
812	OKUMU NATIONAL PARK	138,680,539.70	34,230,000.00	18,173,227.99	191,083,767.69	197,887,211.00	6,803,443.31	199,764,055.24
813	"FEDERAL COLLEGE OF WILDLIFE MANAGEMENT - NEW BUSSA"	471,594,501.86	0.00	58,379,072.16	529,973,574.02	530,543,815.00	570,240.98	531,092,464.98
814	FEDERAL COLLEGE OF FORESTRY IBADAN	845,072,619.06	8,231,397.97	63,140,064.08	916,444,081.11	1,008,844,956.00	92,400,874.89	1,008,398,273.41
815	FEDERAL COLLEGE OF FORESTRY JOS	569,522,645.00	0.00	69,806,115.00	639,328,760.00	639,328,764.00	4.00	607,209,156.63
816	"RESOURCES MANAGEMENT, SAKPOBA, EDO STATE (SOUTH -SOUTH)"	133,540,742.34	1,301,925.97	9,255,576.57	144,098,244.88	163,610,242.00	19,511,997.12	-
817	"RESOURCES MANAGEMENT, MAIDUGURI, BORNO STATE (NORTH EAST)"	85,303,936.76	0.00	8,371,741.10	93,675,677.86	124,773,324.00	31,097,646.14	-
818	"RESOURCES MANAGEMENT, EBONYI STATE (SOUTH -EAST)"	88,852,925.93	0.00	6,794,941.42	95,647,867.35	125,657,560.00	30,009,692.65	-
819	FORESTRY RESEARCH INSTITUTE OF IBADAN	1,781,561,270.86	0.00	235,782,607.41	2,017,343,878.27	-	-2,017,343,878.27	2,046,214,858.02
820	FORESTRY MECHANISATION COLLEGE AFAKA	535,188,973.47	0.00	64,945,918.06	600,134,891.53	600,807,736.00	672,844.47	588,861,134.91
821	NATIONAL OIL SPILL DETECTION AND RESPONSE AGENCY	2,064,578,923.94	0.00	126,505,030.72	2,191,083,954.66	2,191,083,956.00	1.34	2,059,881,403.66



NOTE 13								
SALARIES & WAGES -- contd.								
S/N	MDA	SALARIES AND WAGES	ALLOWANCES	SOCIAL CONTRIBUTIONS	TOTALS	BUDGET	VARIANCE	
		210101	210201	210202				2019
		₦	₦	₦	₦	₦	₦	
825	NATIONAL BIOSAFETY MANAGEMENT AGENCY (NBMA) HQTRS	462,178,302.00	576,450.00	56,388,072.00	519,142,824.00	518,566,374.00	-576,450.00	413,977,491.83
826	NATIONAL POPULATION COMMISSION	4,913,315,977.52	0.00	588,583,828.44	5,501,899,805.96	5,657,561,740.00	155,661,934.04	5,565,437,753.82
827	"NATIONAL EMERGENCY MANAGEMENT AGENCY"	891,186,267.02	44,638,913.99	56,528,787.94	992,353,968.95	839,264,641.00	-153,089,327.95	942,688,604.81
828	NATIONAL SOCIAL INVESTMENT OFFICE	0.00	65,605,492,000.00	0.00	65,605,492,000.00	166,250,010,000.00	100,644,518,000.00	-
829	NORTH EAST DEVELOPMENT COMMISSION	21,761,560,224.98	0.00	0.00	21,761,560,224.98	21,491,560,225.00	-269,999,999.98	-
830	NATIONAL COMMISSION FOR REFUGEES	323,229,870.76	0.00	53,678,370.14	376,908,240.90	386,227,970.00	9,319,729.10	372,993,976.87
	GRAND-TOTAL	1,763,354,357,039.79	932,150,798,888.56	249,425,915,304.52	2,944,931,071,232.87	4,008,498,421,237.37	1,063,567,350,004.50	2,662,531,425,794.86

SALARIES & WAGES ARE AS PROVIDED BY THE APPROPRIATION ACT. MDAs WITHOUT FIGURES ARE THOSE WHO THEIR SUPPERVISING MINISTRIES ARE RESPONSIBLE FOR THEIR PAYMENTS. SUCH AS STATE HOUSE, HEAD OF SERVICE, ACCOUNTANT GENERAL AND MINISTRY OF HEALTH.





NOTE 14				
EMPLOYEE BENEFITS				
S/N	MDA	EMPLOYEES BENEFITS	BUDGET	VARIANCE
		210301		
		₦	₦	₦
ADMINISTRATIVE SECTOR				
1	MILITARY PENSION BOARD	216,334,474,542.58	-	-216,334,474,542.58
2	"DEFENCE SPACE ADMINISTRATION"	6,783,381.54	-	-6,783,381.54
3	FOREIGN MISSION: HARARE	96,603,590.72	-	-96,603,590.72
4	FOREIGN MISSION: JAKARTA	1,661,181.40	-	-1,661,181.40
5	FOREIGN MISSION: KHARTOUM	7,970,964.42	-	-7,970,964.42
6	FOREIGN MISSION: MANILLA	3,401,683.10	-	-3,401,683.10
7	FOREIGN MISSION: ROME	10,599,316.66	-	-10,599,316.66
8	FOREIGN MISSION: THE HAGUE	7,787,003.45	-	-7,787,003.45
9	FOREIGN MISSION: TOKYO	46,385,801.36	-	-46,385,801.36
10	"FOREIGN MISSION, JUBA, SOUTH SUDAN"	23,085,560.80	-	-23,085,560.80
11	NATIONAL BROADCASTING	3,075,000.00	-	-3,075,000.00
12	CUSTOM, IMMIGRATION, PRISON PENSION OFFICE (CIPPO)	7,467,228,404.17	-	-7,467,228,404.17
13	"POLICE FORMATIONS AND COMMANDS"	1,000,000,000.00	-	-1,000,000,000.00
14	"OFFICE OF THE HEAD OF THE CIVIL SERVICE OF THE FEDERATION - HQTRS"	2,500,000,000.00	-	-2,500,000,000.00
15	"NATIONAL INTELLIGENCE AGENCY"	4,129,598,787.50	-	-4,129,598,787.50
16	"SECRETARY TO THE GOVERNMENT OF THE FEDERATION HQTRS"	175,609,304.58	-	-175,609,304.58
17	"NATIONAL IDENTITY MANAGEMENT COMMISSION"	3,592,000.00	-	-3,592,000.00
18	TERTIARY EDUCATION TRUST FUND	137,954,048.17	-	-137,954,048.17
ECONOMIC SECTOR				
19	"NATIONAL VETERINARY RESEARCH INSTITUTE- VOM"	10,742,265.00	-	-10,742,265.00
20	"MICHAEL OKPARA UNIVERSITY OF AGRICULTURE, UMUDIKE"	3,996,535.20	-	-3,996,535.20
21	INVESTMENT AND SECURITIES TRIBUNAL	33,624,368.60	-	-33,624,368.60
22	"OFFICE OF THE ACCOUNTANT-GENERAL OF THE FEDERATION"	2,604,111,750.00	-	-2,604,111,750.00
23	"PENSION TRANSITIONAL ARRANGEMENT DEPARTMENT (PTAD) HQTRS"	97,493,612,939.80	-	-97,493,612,939.80
24	"FEDERAL MINISTRY OF SCIENCE AND TECHNOLOGY - HQTRS"	95,030,357.31	-	-95,030,357.31
25	"TECHNOLOGY BUSINESS INCUBATOR CENTRE - AGEGE"	539,500.21	-	-539,500.21
26	NIGERIAN RAILWAY	7,704,814.80	-	-7,704,814.80
27	"NIGERIAN COLLEGE OF AVIATION TECHNOLOGY-ZARIA"	1,450,000.00	-	-1,450,000.00
28	"FEDERAL MINISTRY OF WORKS AND HOUSING"	3,300,734.20	-	-3,300,734.20
29	SOKOTO RIMA RBDA	1,735,995.14	-	-1,735,995.14
LAW & JUSTICES SECTOR				
30	NATIONAL JUDICIAL COUNCIL- ABUJA	2,748,864,190.80	4,422,601,229.96	1,673,737,039.16
31	HIGH COURT OF JUSTICE-FCT ABUJA	3,600,000.00	-	-3,600,000.00
32	"NATIONAL AGENCY FOR THE PROHIBITION OF TRAFFIC IN PERSONS"	1,442,406.00	-	-1,442,406.00
SOCIAL SECTOR				
33	NATIONAL EXAMINATIONS COUNCIL	2,700,000.00	-	-2,700,000.00
34	NOMADIC EDUCATION COMMISSION	8,542,687.03	-	-8,542,687.03
35	FEDERAL POLYTECHNIC IDAH	610,000.00	-	-610,000.00
36	FEDERAL POLYTECHNIC OKO	2,655,000.00	-	-2,655,000.00
37	FEDERAL POLYTECHNIC DAMATURU	303,551.85	-	-303,551.85
38	FEDERAL POLYTECHNIC ILARO	2,210,650.00	-	-2,210,650.00
39	YABA COLLEGE OF TECHNOLOGY	15,843,071.78	-	-15,843,071.78
40	FEDERAL COLLEGE OF EDUCATION GOMBE	260,000.00	-	-260,000.00
41	"ALVAN IKOKU COLLEGE OF EDUCATION, OWERRI"	2,214,011.00	-	-2,214,011.00
42	UNIVERSITY OF NIGERIA, NNSUKA	7,650,742.60	-	-7,650,742.60
43	UNIVERSITY OF BENIN	1,437,000.00	-	-1,437,000.00



NOTE 14				
EMPLOYEE BENEFITS -- contd.				
S/N	MDA	EMPLOYEES BENEFITS	BUDGET	VARIANCE
		210301		
		₦	₦	₦
44	UNIVERSITY OF TECHNOLOGY, OWERRI	3,330,000.00	-	-3,330,000.00
45	UNIVERSITY OF UYO	12,671,668.22	-	-12,671,668.22
46	UNIVERSITY OF MAIDUGURI	129,586.16	-	-129,586.16
47	FEDERAL UNIVERSITY OYE-EKITI	590,387.80	-	-590,387.80
48	FEDERAL UNIVERSITY DUTSE	1,031,011.22	-	-1,031,011.22
49	FEDERAL UNIVERSITY LOKOJA	360,000.00	-	-360,000.00
50	FGC ODIKOLOGUNA	100,000.00	-	-100,000.00
51	FGC PORT HARCOURT	500,000.00	-	-500,000.00
52	FGGC UMUAHIA	141,900.00	-	-141,900.00
53	FTC OHANSO	435,000.00	-	-435,000.00
54	UNIVERSITY COLLEGE HOSPITAL IBADAN	6,075,995.67	-	-6,075,995.67
55	UNIVERSITY OF BENIN TEACHING HOSPITAL	1,260,000.00	-	-1,260,000.00
56	"OBAFEMI AWOLowo UNIVERSITY TEACHING HOSPITAL"	1,200,000.00	-	-1,200,000.00
57	FEDERAL PSYCHIATRIC HOSPITAL ENUGU	3,320,200.50	-	-3,320,200.50
58	FEDERAL PSYCHIATRIC HOSPITAL MAIDUGURI	18,632,365.00	-	-18,632,365.00
59	FEDERAL NEURO-PSYCHIATRIC HOSPITAL YABA	1,909,000.00	-	-1,909,000.00
60	"FEDERAL NEURO-PSYCHIATRIC HOSPITAL ABEOKUTA"	400,000.00	-	-400,000.00
61	NATIONAL ORTHOPAEDIC HOSPITAL LAGOS	2,720,884.84	-	-2,720,884.84
62	"NATIONAL ORTHOPAEDIC HOSPITAL DALA KANO"	2,954,987.50	-	-2,954,987.50
63	NATIONAL ORTHOPAEDIC HOSPITAL ENUGU	1,116,100.00	-	-1,116,100.00
64	FEDERAL MEDICAL CENTRE, OWERRI	5,664,435.00	-	-5,664,435.00
65	FEDERAL MEDICAL CENTRE, GUSAU ZAMFARA	215,622,153.15	-	-215,622,153.15
66	FEDERAL MEDICAL CENTRE, KOGI	500,000.00	-	-500,000.00
67	FEDERAL MEDICAL CENTRE, AZARE BAUCHI	800,000.00	-	-800,000.00
68	FEDERAL MEDICAL CENTRE, BAYELSA STATE	1,879,000.00	-	-1,879,000.00
69	DENTAL THERAPISTS REGISTRATION BOARD	4,000,000.00	-	-4,000,000.00
70	"NATIONAL EMERGENCY MANAGEMENT AGENCY"	2,700,000.00	-	-2,700,000.00
	GRAND-TOTAL	335,300,037,816.83	4,422,601,229.96	-330,877,436,586.87





NOTE 15															
OVERHEAD COST															
S/N	MDA	TRAVEL & TRANSPORT - GENERAL	UTILITIES - GENERAL	MATERIALS & SUPPLIES - GENERAL	MAINTENANCE SERVICES - GENERAL	TRAINING - GENERAL	OTHER SERVICES - GENERAL	CONSULTING & PROFESSIONAL SERVICES - GENERAL	FUEL & LUBRICANTS - GENERAL	MISCELLANEOUS EXPENSES GENERAL	RESEARCH AND DEVELOPMENT (R&D) - EXPENSE	TOTAL OVERHEAD COST	BUDGET	VARIANCE	2019
		220201	220202	220203	220204	220205	220206	220207	220208	220210	230501	220201 - 220208, 220210 & 230501			
		N	N	N	N	N	N	N	N	N	N	N	N	N	N
ADMINISTRATIVE															
1	STATE HOUSE - HQTRS	119,731,985.53	304,421,475.04	236,774,277.81	275,852,806.51	34,454,200.00	45,616,188.82	15,734,800.00	82,384,872.19	3,086,979,842.56	0.00	4,201,950,448.46	4,247,984,751.00	46,034,302.54	9,120,488,421.98
2	STATE HOUSE OPERATIONS - PRESIDENT	1,660,256,812.29	0.00	66,847,061.16	0.00	0.00	0.00	0.00	0.00	153,509,737.52	0.00	1,880,613,610.97	1,957,550,579.00	76,936,968.03	1,335,318,209.56
3	"STATE HOUSE OPERATIONS - VICE PRESIDENT"	520,362,086.52	0.00	42,545,000.00	0.00	0.00	0.00	0.00	1,433,093.20	56,103,755.66	0.00	620,443,935.38	649,053,019.00	28,609,083.62	448,507,822.47
4	"OFFICE OF THE CHIEF OF STAFF TO THE PRESIDENT"	0.00	0.00	0.00	931,200.00	0.00	0.00	0.00	0.00	12,334,693.56	0.00	13,265,893.56	13,952,184.00	686,290.44	20,361,010.00
5	"OFFICE OF THE CHIEF SECURITY OFFICER TO THE PRESIDENT"	0.00	0.00	9,178,000.00	17,173,997.69	2,976,309.07	0.00	0.00	42,222,536.22	1,279,690.93	0.00	72,830,533.91	76,193,044.00	3,362,510.09	111,338,503.00
6	STATE HOUSE MEDICAL CENTRE	7,878,699.10	0.00	150,205,545.77	61,647,973.19	4,397,054.46	0.00	0.00	0.00	0.00	0.00	224,129,272.52	226,972,791.00	2,843,518.48	330,636,916.03
7	STATE HOUSE LAGOS LIAISON OFFICE	1,573,300.00	29,168,777.81	2,925,038.20	24,269,218.10	0.00	440,600.00	0.00	2,627,299.54	1,316,058.57	0.00	62,320,292.22	65,191,707.00	2,871,414.78	95,030,311.04
8	OFFICE OF THE SENIOR SPECIAL ASSISTANT TO THE PRESIDENT - NIGER DELTA	0.00	0.00	0.00	0.00	0.00	0.00	0.00	0.00	51,317,073,700.52	0.00	51,317,073,700.52	51,317,073,700.52	0.00	64,843,417,712.18
9	"OFFICE OF THE SENIOR SPECIAL ASSISTANT TO THE PRESIDENT - MDGS (OSSAP-MDGS)"	12,354,217.11	7,907,200.00	9,912,961.00	5,163,391.00	0.00	3,961,080.00	3,727,720.00	4,023,800.00	19,980,126.99	0.00	67,030,496.10	76,428,846.00	9,398,349.90	103,719,545.64
10	NIPSS, KURU	321,178,940.58	54,788,336.49	75,880,610.00	20,839,120.00	28,024,070.00	5,157,700.00	42,504,026.78	6,826,187.00	36,477,789.62	0.00	591,676,780.47	556,433,460.00	-35,243,320.47	102,627,550.18
11	BUREAU OF PUBLIC ENTERPRISES (BPE)	36,691,722.92	10,936,235.19	25,121,916.10	38,777,877.15	34,208,239.34	7,821,926.87	9,846,955.78	3,309,988.00	15,312,494.78	0.00	182,027,356.13	230,908,993.00	48,881,636.87	102,627,550.18
12	"ECONOMIC AND FINANCIAL CRIMES COMMISSION (EFCC)"	800,096,907.91	226,198,083.28	197,020,122.36	460,808,709.13	126,012,366.18	134,720,920.37	97,941,508.39	320,474,062.84	281,635,924.10	0.00	2,644,908,604.56	3,600,773,354.00	955,864,749.44	2,426,477,856.01
13	"NIGERIAN FINANCIAL INTELLIGENCE UNIT (NFIU)"	91,862,814.75	41,177,362.48	19,394,436.66	44,433,322.20	138,937,171.85	80,712,956.00	8,127,943.24	20,505,344.50	59,514,183.75	0.00	504,665,535.43	600,000,001.00	95,334,465.57	600,286,883.62
14	"BUREAU OF PUBLIC PROCUREMENT (BPP)"	143,161,215.31	16,296,422.53	50,282,448.79	35,862,594.01	98,124,466.00	20,425,422.07	91,884,838.77	17,272,000.00	96,418,498.42	0.00	569,727,905.90	750,059,898.00	180,331,992.10	102,627,550.18
15	"NIGERIA EXTRACTIVE INDUSTRIES TRANSPARENCY INITIATIVE (NETI)"	21,051,628.57	5,378,206.01	9,730,901.99	8,743,742.07	20,867,677.48	10,763,111.13	13,850,269.02	2,829,862.50	75,693,095.49	0.00	168,908,494.26	223,951,471.00	55,042,976.74	158,367,666.10
16	"NIGERIA ATOMIC ENERGY COMMISSION & ITS CENTRES"	60,878,426.72	8,548,457.82	6,728,161.00	35,996,011.61	14,507,892.89	35,093,900.00	1,410,000.00	12,724,699.00	13,150,126.15	0.00	189,037,675.19	249,719,799.00	60,682,123.81	69,003,121.28
17	"OFFICE OF THE CHIEF ECONOMIC ADVISER TO THE PRESIDENT"	4,461,933.33	2,026,247.68	3,851,430.00	7,031,981.85	3,216,800.00	1,265,000.00	0.00	3,607,035.51	2,364,984.74	0.00	27,825,413.11	32,065,074.00	4,239,660.89	32,231,510.10
18	NASS MANAGEMENT	967,853,532.00	233,009,615.00	703,791,580.00	399,713,587.00	438,098,610.00	76,700,320.00	282,451,052.00	182,301,641.00	461,046,518.00	0.00	3,744,966,455.00	4,572,403,867.00	827,437,412.00	4,321,918,364.40
19	SENATE	4,669,860,960.00	610,027,752.00	1,766,867,302.00	1,580,223,906.00	1,525,018,677.00	1,839,354,362.00	3,442,143,037.00	1,692,805,473.50	5,486,108,686.50	0.00	22,612,410,156.00	26,979,568,068.00	4,367,157,912.00	27,172,241,796.75
20	HOUSE OF REPRESENTATIVES	9,645,191,763.80	2,032,280,650.90	4,605,305,008.59	4,296,957,533.43	4,172,792,724.76	1,938,251,450.00	4,254,338,747.62	4,026,882,747.62	5,266,052,783.07	0.00	40,238,053,409.78	43,415,756,179.00	3,177,702,769.22	41,550,937,312.30
21	NATIONAL ASSEMBLY COMMISSION	270,020,608.82	41,253,222.52	31,663,208.24	71,161,067.98	157,400,994.78	112,134,019.80	33,239,500.00	60,132,600.00	477,686,099.72	0.00	1,254,691,321.86	1,269,899,872.00	15,208,550.14	-
22	LEGISLATIVE AIDES	0.00	0.00	0.00	0.00	0.00	0.00	0.00	0.00	0.00	0.00	0.00	-	0.00	584,964,584.39
23	SENATE COMMITTEE ON PUBLIC ACCOUNTS	25,385,077.00	0.00	32,063,019.00	7,948,016.00	0.00	0.00	15,012,404.00	0.00	38,561,591.86	0.00	118,970,107.86	118,970,215.00	107.14	118,881,602.86
24	HOUSE COMMITTEE ON PUBLIC ACCOUNTS	31,444,175.00	0.00	37,708,610.00	8,985,393.00	0.00	0.00	11,889,482.00	0.00	0.00	0.00	90,027,660.00	142,764,258.00	52,736,598.00	142,564,984.90
25	GENERAL SERVICE	160,000,000.00	960,000,000.00	146,000,000.00	1,070,000,000.00	40,000,000.00	935,000,000.00	640,000,000.00	1,000,000,000.00	1,356,002,269.65	298,987,125.56	6,605,989,395.21	8,317,743,268.00	1,711,753,872.79	7,507,223,009.13
26	NATIONAL INSTITUTE FOR LEGISLATIVE STUDIES	0.00	0.00	0.00	0.00	0.00	0.00	0.00	0.00	0.00	0.00	2,642,362,678.00	2,642,362,678.00	0.00	1,439,404,261.19
27	"MINISTRY OF DEFENCE - MOD HQTRS"	60,921,695.04	32,080,299.49	61,200,653.35	26,978,398.07	20,826,785.32	1,036,541,485.35	6,595,533.36	32,628,483.72	74,965,044,215.49	0.00	76,242,817,549.19	76,420,698,264.00	177,880,714.81	62,802,483,293.05
28	DEFENCE HEADQUARTERS	129,055,000.00	160,780,500.00	58,774,000.00	97,501,000.00	22,653,000.00	222,105,776.00	4,156,873.26	40,725,500.00	12,550,000.00	0.00	748,301,649.26	1,045,138,942.00	296,837,292.74	581,338,880.82
29	"DEFENCE RESEARCH AND DEVELOPMENT BUREAU"	32,667,150.00	5,058,913.45	5,637,750.00	8,191,200.00	0.00	203,839,339.36	901,000.00	3,397,850.00	30,253,370.00	0.00	289,946,572.81	349,999,999.00	60,053,426.19	91,445,779.64
30	NIGERIAN ARMY	354,242,513.49	364,270,311.51	457,445,534.81	3,004,486,109.44	3,697,565,827.00	5,054,140,369.41	22,457,064.57	2,209,846,080.37	2,052,319,682.20	0.00	17,216,773,492.80	20,634,293,455.00	3,417,519,662.20	14,228,277,972.94
31	NIGERIAN NAVY	1,422,411,802.63	262,778,445.18	2,620,000.00	4,765,996,055.78	18,305,736.14	424,341,527.89	0.00	2,585,503,077.92	31,319,755.00	0.00	9,813,276,400.54	11,240,714,956.00	1,427,438,555.46	7,739,901,271.61
32	NIGERIAN AIRFORCE	314,246,398.70	1,812,445,027.80	476,309,545.45	1,155,820,112.18	618,344,676.20	1,155,820,112.18	1,305,422,359.02	118,881,843.65	1,737,745,574.49	0.00	7,615,629,494.84	8,850,534,571.00	1,234,905,076.16	8,091,790,979.86
33	"AIRFORCE INSTITUTE OF TECHNOLOGY, KADUNA"	17,986,129.73	3,173,951.09	17,185,398.07	8,499,310.88	15,259,433.87	30,864,813.26	6,075,664.08	15,847,562.10	11,563,549.85	0.00	126,455,812.93	152,994,498.00	26,538,685.07	-
34	"NIGERIAN DEFENCE ACADEMY (NDA)"	294,943,819.06	409,272,856.13	587,398,597.63	671,072,600.71	188,215,923.89	48,394,660.75	0.00	310,811,871.09	749,452,232.26	0.00	3,259,562,621.52	3,259,583,623.00	21,001.48	-
35	NIGERIAN DEFENCE COLLEGE	3,385,764,713.58	216,026,040.66	101,444,920.82	213,402,536.77	72,833,123.94	19,338,485.17	7,793,289.95	164,602,984.10	80,960,441.42	0.00	4,202,166,536.41	4,508,130,589.00	245,964,052.59	5,327,346,390.71
36	"COMMAND AND STAFF COLLEGE, JAI"	2,213,372,520.21	8,570,170.74	49,658,090.52	12,831,710.89	13,065,568.42	1,414,008.97	2,639,620.07	11,038,116.23	10,605,128.31	0.00	2,323,194,934.36	2,379,900,335.00	56,705,400.64	-
37	"NIGERIAN ARMED FORCES RESETTLEMENT CENTRE."	25,383,615.38	87,701,408.43	37,804,758.71	232,879,836.81	0.00	10,423,163.08	28,659,780.08	33,846,123.09	6,516,636.92	0.00	463,215,322.50	555,858,387.00	92,643,064.50	184,361,897.92



NOTE 15
OVERHEAD COST -- Contd.

S/N	MDA	TRAVEL & TRANSPORT - GENERAL	UTILITIES - GENERAL	MATERIALS & SUPPLIES - GENERAL	MAINTENANCE SERVICES - GENERAL	TRAINING - GENERAL	OTHER SERVICES - GENERAL	CONSULTING & PROFESSIONAL SERVICES - GENERAL	FUEL & LUBRICANTS - GENERAL	MISCELLANEOUS EXPENSES GENERAL	RESEARCH AND DEVELOPMENT (R&D) - EXPENSE	TOTAL OVERHEAD COST	BUDGET	VARIANCE	2019
		220201	220202	220203	220204	220205	220206	220207	220208	220210	230501	220201 - 220208, 220210 & 230501			
		N	N	N	N	N	N	N	N	N	N	N	N	N	N
38	"DEFENCE INDUSTRIES CORPORATION OF NIGERIA (DICON)"	13,818,324.88	18,931,688.75	8,909,400.00	25,306,282.44	23,500,550.99	15,611,082.44	1,732,078.29	21,314,072.73	36,548,302.03	0.00	165,671,782.55	165,972,939.00	301,156.45	46,931,748.05
39	"DEFENCE INTELLIGENCE SCHOOL"	43,112,676.00	31,821,203.06	54,635,211.58	77,710,077.16	43,025,098.00	0.00	0.00	11,936,538.00	3,060,002.00	0.00	265,300,805.80	318,360,968.00	53,060,162.20	-
40	"DEFENCE INTELLIGENCE AGENCY"	133,726,173.50	88,830,018.69	94,131,253.01	331,107,371.11	41,977,800.00	3,718,542,223.06	0.00	15,338,315.00	4,054,904,853.19	0.00	8,478,558,007.56	8,508,036,763.00	29,478,755.44	15,556,566.00
41	DEFENCE MISSIONS	0.00	0.00	138,478,369.00	270,710,905.00	32,426,143.00	5,579,912,573.61	41,543,243.00	14,955,200.00	301,603,649.00	0.00	6,379,630,082.61	5,060,403,574.00	-1,319,226,508.61	-
42	MILITARY PENSION BOARD	9,650,000.00	0.00	1,828,942.48	4,914,528.00	21,300,000.00	17,371,400.00	25,318,031.18	0.00	0.00	0.00	80,382,901.66	96,459,482.00	16,076,580.34	22,951,065.68
43	"DEFENCE SPACE ADMINISTRATION"	2,642,200.00	1,394,038.61	500,000.00	843,100.00	107,685,090.54	35,960,481.15	268,000.00	422,000.00	583,800.00	0.00	150,298,710.30	180,360,000.00	30,061,289.70	632,656,589.93
44	"MINISTRY OF FOREIGN AFFAIRS - HQTRS"	962,853,541.81	71,084,128.56	664,344,253.48	66,756,521.09	178,713,133.00	74,761,224.33	10,194,557.11	48,447,915.04	204,218,243.43	0.00	2,281,373,517.85	2,373,430,468.00	92,056,950.15	2,957,724,255.94
45	"NIGERIANS IN DIASPORA COMMISSION (NIDC)"	0.00	10,947,340.98	13,522,611.35	13,912,974.18	20,526,269.43	0.00	0.00	0.00	12,999,000.00	0.00	71,908,195.94	68,420,898.00	-3,487,297.94	-
46	TECHNICAL AIDS CORPS	106,878,905.23	23,480,058.85	13,946,837.00	32,670,990.54	0.00	9,760,730.94	0.00	1,016,100.00	4,997,020.94	0.00	192,350,643.50	216,407,161.00	24,056,517.50	230,708,447.18
47	"FOREIGN SERVICE ACADEMY (FSA)"	3,367,620.00	2,416,650.40	1,575,950.00	2,451,413.00	11,607,890.00	4,017,550.00	0.00	5,920,000.00	0.00	0.00	31,357,073.40	36,222,366.00	4,865,292.60	35,657,691.95
48	"INSTITUTE FOR PEACE AND CONFLICT RESOLUTION"	12,867,317.40	3,416,366.23	7,472,773.80	9,543,800.76	15,734,030.00	5,539,274.00	2,200,000.01	6,342,925.00	30,639,732.14	0.00	93,756,219.34	106,909,141.00	13,152,921.66	103,613,883.95
49	"DIRECTORATE OF TECHNICAL COOP. IN AFRICA"	20,178,534.00	4,717,823.61	22,480,807.16	11,335,856.22	10,176,383.00	5,460,378.63	0.00	4,510,000.00	16,437,794.00	0.00	95,297,576.62	106,731,027.00	11,433,450.38	103,032,082.98
50	"NIGERIAN INSTITUTE OF INTERNATIONAL AFFAIRS, LAGOS"	13,791,570.00	6,786,769.98	4,755,677.58	5,895,418.28	1,996,700.00	16,271,598.13	3,336,866.35	2,830,688.50	35,761,487.06	0.00	91,426,775.88	106,125,231.00	14,698,455.12	107,722,644.27
51	FOREIGN MISSION: ABIDJAN	22,249,611.83	25,721,907.83	13,088,160.77	43,158,216.44	0.00	8,795,052.71	0.00	1,833,340.96	33,325,025.62	0.00	148,171,316.16	124,587,141.00	-23,584,175.16	240,192,586.80
52	FOREIGN MISSION: ACCRA	41,492,196.93	2,275,379.99	412,027.90	14,489,301.34	0.00	5,250,500.82	0.00	1,474,513.43	14,364,318.44	0.00	79,758,238.86	129,541,654.00	49,783,415.14	212,142,523.31
53	"FOREIGN MISSION: ADDIS ABABA"	51,107,054.64	16,095,998.85	1,146,315.79	53,067,393.54	0.00	331,128.42	0.00	2,969,221.05	14,138,105.60	0.00	138,855,217.89	111,969,962.00	-26,885,255.89	504,146,983.31
54	FOREIGN MISSION: ALGIERS	50,457,594.11	15,872,974.59	3,174,932.18	2,849,621.78	0.00	87,789,748.56	0.00	936,945.54	58,430,447.87	0.00	219,512,264.64	122,043,777.00	-97,468,487.64	286,495,826.97
55	FOREIGN MISSION: ANKARA	34,881,309.68	18,006,708.34	2,058,836.52	44,274,810.40	0.00	34,076,101.63	363,786.52	7,867,314.61	64,252,421.50	0.00	205,781,289.19	166,904,361.00	-38,876,928.19	447,570,684.97
56	FOREIGN MISSION: ATHENS	7,895,263.23	20,928,101.16	1,438,315.09	15,700,120.70	0.00	39,202,586.21	344,827.59	6,930,316.05	32,260,941.40	0.00	124,700,471.43	125,740,520.00	1,040,048.57	350,137,168.97
57	FOREIGN MISSION: ATLANTA	72,537,384.22	35,998,313.20	3,486,793.63	17,474,765.26	0.00	14,200,107.90	0.00	9,932,869.19	49,297,093.50	0.00	202,927,326.90	204,312,220.00	1,384,893.10	248,023,206.80
58	FOREIGN MISSION: BAMAKO	23,118,766.30	21,380,639.85	3,487,165.48	4,416,233.87	0.00	33,104,880.00	0.00	6,460,545.16	16,572,372.40	0.00	108,540,603.06	104,931,968.00	-3,608,635.06	155,568,266.87
59	FOREIGN MISSION: BANGKOK	28,409,574.16	19,037,472.26	11,900,477.93	15,530,186.62	0.00	38,557,538.40	0.00	8,287,751.00	24,161,245.13	0.00	145,884,245.49	134,046,600.00	-11,837,645.49	295,650,937.53
60	FOREIGN MISSION: BANGUI	18,983,105.83	20,365,573.71	4,419,987.54	16,613,556.45	0.00	15,868,909.13	0.00	5,219,534.53	20,048,603.45	0.00	101,519,270.63	97,611,137.00	-3,908,133.63	147,569,478.19
61	FOREIGN MISSION: BANJUL	19,466,012.40	8,031,773.86	5,449,997.67	21,541,564.93	0.00	9,948,086.08	0.00	2,101,458.67	62,786,828.93	0.00	129,325,722.54	131,313,963.00	1,988,240.46	152,147,908.85
62	FOREIGN MISSION: BATA	11,162,306.04	23,500,445.86	1,413,856.96	19,024,825.26	0.00	13,586,383.32	0.00	11,838,941.72	27,570,579.28	0.00	108,097,338.43	95,780,600.00	-12,316,738.43	185,185,842.17
63	FOREIGN MISSION: BEIJING	41,938,827.19	14,163,956.75	10,743,438.74	15,286,729.56	0.00	117,620,541.56	0.00	3,188,283.57	36,818,808.11	0.00	239,760,585.47	110,572,272.00	-129,188,313.47	389,639,124.00
64	FOREIGN MISSION: BEIRUT	32,752,068.78	18,388,536.63	6,149,626.63	23,102,332.57	193,548.39	112,172,948.05	0.00	7,548,977.17	92,294,598.33	0.00	292,602,636.54	294,097,603.00	1,494,966.46	150,496,447.98
65	FOREIGN MISSION: BERLIN	55,278,151.39	67,105,638.81	20,689,322.13	95,628,832.86	1,516,660.71	125,107,685.53	573,750.00	34,294,212.56	97,848,784.95	0.00	498,043,038.94	238,337,597.00	-259,705,441.94	617,600,586.78
66	FOREIGN MISSION: BERNE	69,850,588.69	44,045,831.30	4,259,249.36	43,423,193.34	0.00	21,862,628.38	1,034,758.06	4,035,729.09	72,804,134.24	0.00	261,316,112.45	262,854,746.00	1,538,633.55	348,421,483.27
67	FOREIGN MISSION: BISSAU	31,297,427.96	30,671,121.46	923,463.12	9,069,012.46	0.00	42,173,092.73	0.00	7,787,424.62	46,473,409.86	0.00	168,394,952.21	170,295,966.00	1,901,013.79	191,892,747.43
68	FOREIGN MISSION: BRASILIA	44,765,546.09	18,588,399.22	2,333,619.59	17,307,274.42	0.00	36,225,256.59	3,705,958.70	1,776,976.74	14,198,132.56	0.00	138,901,163.92	127,372,658.00	-11,528,505.92	191,480,047.88
69	FOREIGN MISSION: BRAZAVILLE	8,433,938.50	6,471,499.00	5,611,780.55	17,459,853.05	1,715,049.12	24,998,893.34	164,971.13	2,124,749.04	4,778,653.49	0.00	71,759,387.22	95,771,004.00	24,011,616.78	229,081,094.62
70	FOREIGN MISSION: BRUSSELS	14,225,872.05	25,789,216.73	3,630,673.81	18,736,774.47	0.00	46,879,990.76	0.00	4,320,917.86	67,208,973.91	0.00	180,792,419.59	134,044,679.00	-46,747,740.59	376,758,612.22
71	FOREIGN MISSION: BUCHAREST	49,073,113.98	16,309,909.49	9,361,847.45	17,824,573.89	0.00	85,224,954.72	194,852.94	11,088,322.00	42,726,841.13	0.00	231,804,415.60	108,669,186.00	-123,135,229.60	231,804,416.60
72	FOREIGN MISSION: BUDAPEST	0.00	0.00	0.00	0.00	0.00	0.00	0.00	0.00	0.00	0.00	101,083,314.00	101,083,314.00	339,869,527.25	
73	FOREIGN MISSION: BUEA	48,618,062.04	19,647,859.15	3,255,739.43	29,215,439.35	0.00	19,426,836.20	0.00	7,395,419.20	34,505,380.67	0.00	162,064,736.93	110,310,457.00	-51,754,279.93	249,330,364.51
74	"FOREIGN MISSION: BUENOS AIRES"	110,972,173.35	61,743,254.76	12,499,421.09	76,526,524.29	0.00	58,678,062.52	9,393,939.40	5,066,440.53	122,199,951.10	0.00	457,079,767.04	458,591,401.00	1,511,633.96	648,741,213.30
75	"FOREIGN MISSION: BUMBURA"	124,923,680.89	38,587,069.43	2,647,674.95	58,940,878.80	0.00	62,903,459.62	1,137,574.44	8,438,229.69	163,290,625.42	0.00	460,869,193.24	463,147,029.00	2,277,835.76	241,198,154.04
76	FOREIGN MISSION: CAIRO	49,789,454.05	26,652,424.47	9,748,211.12	33,102,352.35	154,737.79	25,517,876.87	0.00	3,246,640.14	80,945,059.66	0.00	229,156,756.46	108,234,611.00	-120,922,145.46	199,082,379.94
77	FOREIGN MISSION: CANBERRA	56,347,211.48	11,632,312.48	4,153,710.16	29,750,833.66	124,468.09	25,827,063.21	1,249,040.39	2,044,746.30	45,364,514.60	55,918,909.09	232,412,809.45	113,627,742.00	-118,785,067.45	315,264,658.22
78	FOREIGN MISSION: CARACAS	4,332,983.77	7,239,481.33	9,051,351.77	26,683,437.49	0.00	1,962,947.37	0.00	779,384.77	14,421,525.69	0.00	64,471,112.19	96,998,463.00	32,527,350.81	107,712,010.52
79	FOREIGN MISSION: CONAKRY	49,532,709.22	7,520,521.53	5,170,516.88	12,565,177.88	200,200.20	100,894,045.56	1,328,904.66	4,824,657.99	17,698,456.05	0.00	199,735,189.98	200,909,017.00	1,173,827.02	284,057,197.44
80	FOREIGN MISSION: COTONOU	0.00	0.00	0.00	0.00	0.00	0.00	0.00	0.00	4,353,438.38	0.00	4,353,438.38	99,731,400.00	95,377,961.62	218,755,307.91
81	FOREIGN MISSION: DAKAR	51,899,221.08	29,865,840.39	3,998,420.47	4,178,859.60	0.									



NOTE 15
OVERHEAD COST -- Contd.

S/N	MDA	TRAVEL & TRANSPORT - GENERAL	UTILITIES - GENERAL	MATERIALS & SUPPLIES - GENERAL	MAINTENANCE SERVICES - GENERAL	TRAINING - GENERAL	OTHER SERVICES - GENERAL	CONSULTING & PROFESSIONAL SERVICES - GENERAL	FUEL & LUBRICANTS - GENERAL	MISCELLANEOUS EXPENSES GENERAL	RESEARCH AND DEVELOPMENT (R&D) - EXPENSE	TOTAL OVERHEAD COST	BUDGET	VARIANCE	2019
		220201	220202	220203	220204	220205	220206	220207	220208	220210	230501	220201 - 220208, 220210 & 230501			
		N	N	N	N	N	N	N	N	N	N	N	N	N	
84	FOREIGN MISSION: DOUALA	27,609,138.63	12,092,954.80	2,295,772.55	13,782,104.57	86,732.55	28,224,930.65	569,675.15	5,355,051.78	27,068,967.51	0.00	117,085,328.16	118,548,158.00	1,462,829.84	156,113,770.90
85	"FOREIGN MISSION: DUBAI TRADE MISSIONS"	0.00	0.00	0.00	0.00	0.00	0.00	0.00	0.00	0.00	0.00	0.00	113,937,747.00	113,937,747.00	206,352,615.86
86	FOREIGN MISSION: DUBLIN	10,585,183.90	11,943,407.17	1,495,117.24	10,901,845.24	105,517.24	31,960,919.17	232,634.48	7,941,312.00	14,820,467.58	0.00	89,986,404.04	109,128,147.00	19,141,742.96	124,981,116.72
87	FOREIGN MISSION: FREETOWN	39,070,757.18	4,828,254.04	786,925.04	42,380,567.25	0.00	7,232,675.84	0.00	0.00	70,658,998.54	0.00	164,958,177.89	96,200,466.00	-68,757,711.89	237,834,091.69
88	"FOREIGN MISSION: GABORONE"	80,791,754.34	13,396,970.50	7,195,361.68	19,580,187.65	0.00	35,450,445.01	0.00	5,461,841.82	59,461,938.29	0.00	221,338,499.29	95,904,906.00	-125,433,593.29	255,967,705.96
89	FOREIGN MISSION: GENEVA	19,090,881.52	21,569,972.73	14,962,636.36	25,875,590.91	4,566,090.91	121,661,051.52	1,424,242.42	2,107,818.18	122,694,401.82	0.00	333,952,686.36	335,493,310.00	1,540,623.64	398,432,658.98
90	FOREIGN MISSION: HANOI	12,176,217.58	10,014,315.08	2,449,736.03	15,415,446.71	0.00	49,279,566.95	0.00	2,567,262.48	11,112,531.94	0.00	103,015,076.77	111,606,107.00	8,591,030.23	219,232,197.22
91	FOREIGN MISSION: HARARE	17,058,741.02	77,892,376.96	3,265,986.71	34,923,158.44	0.00	22,453,963.87	0.00	25,491,784.38	52,919,880.65	0.00	234,005,892.04	234,189,478.00	183,585.96	295,387,439.39
92	FOREIGN MISSION: HAVANA	146,240,335.49	39,378,905.94	2,270,967.74	54,686,664.52	0.00	19,113,709.55	0.00	3,193,548.39	157,981,277.43	0.00	422,865,409.04	425,204,078.00	2,338,668.96	227,400,319.45
93	"FOREIGN MISSION: HONGKONG"	46,940,479.27	15,375,934.80	0.00	9,497,499.22	0.00	86,504,086.15	0.00	6,226,991.50	25,965,260.40	0.00	190,510,251.34	197,323,876.00	6,813,624.66	254,013,668.45
94	FOREIGN MISSION:	14,728,515.82	12,386,020.19	8,085,399.59	13,740,227.21	0.00	42,646,410.72	210,084.03	2,446,357.24	16,417,539.90	0.00	110,660,554.69	93,769,298.00	-16,891,256.69	128,628,627.82
95	FOREIGN MISSION: JAKARTA	36,012,403.79	21,366,856.34	2,878,226.45	8,373,574.18	91,363.93	91,541,276.45	54,383.29	1,631,216.01	27,370,938.33	0.00	189,320,238.77	98,452,734.00	-90,867,504.77	278,710,305.70
96	FOREIGN MISSION: JEDDAH	51,462,973.00	22,934,124.97	3,373,948.21	8,482,160.03	7,485,793.82	16,910,140.59	0.00	3,025,483.95	39,301,863.74	0.00	152,976,488.31	109,408,874.00	-43,567,614.31	346,485,928.42
97	"FOREIGN MISSION: JOHANNESBURG"	106,201,513.73	27,666,926.76	5,203,854.12	10,815,051.23	0.00	25,321,256.12	2,778,330.07	6,569,581.29	76,157,560.78	0.00	260,714,074.10	260,811,996.00	97,921.90	252,129,757.50
98	FOREIGN MISSION: KAMPALA	67,528,911.24	22,409,839.56	2,966,390.82	11,778,250.66	0.00	8,108,455.23	0.00	3,583,270.54	83,300,733.14	0.00	199,675,831.19	200,675,727.00	999,895.81	187,747,011.07
99	FOREIGN MISSION: KHARTOUM	48,372,567.49	18,660,585.72	6,404,600.80	44,668,601.62	0.00	17,189,823.93	1,515,151.51	3,791,924.66	33,778,097.27	0.00	174,381,353.00	175,575,294.00	1,193,941.00	160,263,220.13
100	FOREIGN MISSION: KIEV	59,591,854.10	19,719,613.29	5,455,652.68	45,948,242.10	0.00	56,969,103.29	0.00	2,035,344.48	50,859,628.45	0.00	240,579,438.39	140,315,714.00	-100,263,724.39	138,174,147.87
101	"FOREIGN MISSION: KIGALI RWANDA"	45,275,940.06	53,218,016.98	139,859.16	1,858,692.54	0.00	73,743,262.48	350,348.60	3,781,077.23	47,611,806.09	0.00	225,979,003.14	113,791,646.00	-112,187,357.14	233,722,782.95
102	FOREIGN MISSION: KINGSTON	0.00	0.00	0.00	0.00	0.00	0.00	0.00	0.00	0.00	0.00	0.00	131,462,017.00	131,462,017.00	287,245,857.80
103	FOREIGN MISSION: KINSHASA	14,388,827.27	6,093,503.03	174,954.55	6,946,336.36	0.00	2,957,072.73	0.00	234,363.64	7,857,575.76	0.00	38,652,633.33	88,329,780.00	49,677,146.67	204,097,446.27
104	"FOREIGN MISSION: KUALA LUMPUR"	0.00	0.00	0.00	0.00	0.00	0.00	0.00	0.00	0.00	0.00	0.00	107,073,707.00	107,073,707.00	219,680,749.91
105	FOREIGN MISSION: KUWAIT	16,982,977.17	7,741,250.00	658,333.33	6,251,527.78	0.00	101,725,416.67	0.00	576,111.11	40,283,013.79	0.00	174,218,629.85	174,732,279.00	513,649.15	196,172,439.39
106	FOREIGN MISSION: LIBREVILLE	26,312,307.80	11,400,295.29	2,268,618.62	7,731,175.85	0.00	34,128,206.49	0.00	1,109,584.68	25,500,631.56	0.00	108,450,820.28	108,941,415.00	490,594.72	230,660,860.23
107	FOREIGN MISSION: LISBON	26,193,581.61	22,426,352.40	3,510,954.55	24,668,980.94	0.00	4,582,139.97	0.00	4,735,118.17	20,056,608.16	0.00	106,173,735.79	111,068,673.00	4,894,937.21	103,554,877.04
108	FOREIGN MISSION: LOME	18,544,427.82	17,892,967.50	5,295,973.84	18,683,740.75	5,591,567.49	32,332,173.13	0.00	1,228,199.95	49,826,237.01	0.00	149,395,287.49	151,341,721.00	1,946,433.51	174,880,035.84
109	FOREIGN MISSION: LONDON	0.00	0.00	0.00	0.00	0.00	0.00	0.00	0.00	0.00	0.00	0.00	337,783,670.00	337,783,670.00	777,709,462.73
110	FOREIGN MISSION: LUANDA	90,569,699.99	20,505,724.24	5,549,569.70	23,780,784.85	0.00	1,795,151.52	0.00	2,453,636.36	15,939,393.94	0.00	160,593,960.60	94,883,382.00	-65,710,578.60	101,519,270.63
111	FOREIGN MISSION: LUSAKA	66,946,155.40	4,545,968.43	4,050,201.69	98,956,382.71	2,434,800.00	7,490,864.36	573,770.49	4,339,876.35	36,112,157.31	0.00	225,450,176.74	225,786,778.00	336,601.26	179,187,418.14
112	FOREIGN MISSION: MADRID	67,830,349.46	12,593,900.89	9,285,714.29	13,584,539.29	0.00	29,047,450.00	0.00	4,578,892.86	65,814,251.79	0.00	202,735,098.57	98,471,414.00	-104,263,684.57	251,319,285.73
113	FOREIGN MISSION: MALABO	43,141,562.75	85,675,825.62	1,919,859.51	3,246,709.85	23,416.77	22,374,454.36	0.00	23,338,070.76	65,462,211.91	0.00	245,182,111.54	96,309,236.00	-148,872,875.54	85,643,218.97
114	FOREIGN MISSION: MANILLA	7,291,035.72	28,620,876.25	4,588,958.62	18,847,039.83	0.00	19,962,191.49	0.00	2,088,293.20	61,247,587.68	0.00	142,645,982.80	145,167,530.00	2,521,547.20	230,660,860.23
115	FOREIGN MISSION: MAPUTO	11,597,864.77	27,181,073.02	3,954,943.61	30,865,199.75	0.00	15,023,722.96	0.00	7,145,809.04	62,457,022.43	0.00	158,225,635.58	95,289,897.00	-62,935,738.58	205,411,199.65
116	"FOREIGN MISSION: MEXICO CITY"	57,782,588.98	44,706,291.11	41,117,782.30	21,491,855.71	0.00	96,267,257.62	0.00	2,965,780.37	94,928,792.11	0.00	359,260,348.20	362,252,166.00	2,991,817.80	270,110,656.83
117	FOREIGN MISSION: MONROVIA	60,273,662.50	165,952,884.17	13,007,250.00	83,313,692.50	0.00	11,930,000.00	0.00	4,877,300.00	87,304,017.50	0.00	424,658,806.67	99,755,165.00	-324,903,641.67	424,658,806.67
118	FOREIGN MISSION: MOSCOW	12,639,652.59	17,491,259.77	2,806,970.38	9,654,007.39	0.00	33,932,780.87	0.00	2,953,715.93	422,302,407.80	0.00	501,780,794.74	505,284,318.00	3,503,523.26	287,371,216.11
119	FOREIGN MISSION: NAIROBI	91,452,487.31	38,945,017.45	23,368,945.38	71,915,052.66	0.00	60,793,035.75	6,774,400.00	3,495,115.84	69,651,430.97	0.00	366,395,485.36	368,091,372.00	1,695,886.64	362,657,832.40
120	"FOREIGN MISSION: NDIAMENA"	75,464,551.93	10,301,493.68	9,762,436.03	22,932,803.87	0.00	30,164,897.78	0.00	3,781,084.54	51,965,659.12	0.00	204,372,926.97	96,473,511.00	-107,899,415.97	240,443,994.13
121	FOREIGN MISSION: NEW DELHI	24,272,267.83	50,855,320.46	2,534,237.53	16,606,464.37	0.00	19,723,714.36	0.00	6,246,374.38	35,566,937.73	0.00	155,805,316.67	102,831,697.00	-52,973,619.67	207,740,422.23
122	"FOREIGN MISSION: NEW YORK (CG)"	240,125,000.00	13,112,083.33	59,270,008.33	65,908,188.33	0.00	9,000,683.33	0.00	2,740,909.09	61,266,281.67	0.00	451,423,154.00	179,051,888.00	-272,371,266.00	818,029,836.36
123	"FOREIGN MISSION: NEW YORK (PM)"	65,128,104.91	111,129,495.11	7,652,795.05	150,626,020.78	0.00	55,836,029.23	0.00	15,783,901.78	193,463,628.77	0.00	599,619,975.62	426,275,162.00	-173,344,813.62	799,493,300.82
124	FOREIGN MISSION: NIAMEY	19,697,848.00	36,425,648.47	1,070,764.99	18,033,288.38	0.00	8,758,735.97	0.00	3,823,648.92	46,482,179.35	0.00	134,292,114.09	96,061,624.00	-38,230,490.09	210,972,080.30
125	"FOREIGN MISSION: NNUC - NIAMEY"	38,051,064.63	0.00	0.00	6,788,280.18	0.00	551,934.40	167,402.89	368,656.26	0.00	0.00	45,927,338.36	119,415,992.00	73,488,653.64	65,610,483.37
126	FOREIGN MISSION: OTTAWA	148,111,702.14	71,994,621.82	77,405,287.61	170,148,306.68	0.00	42,359,923.12	0.00	9,014,374.46	47,667,071.71	0.00	566,701,287.54	263,165,535.00	-303,535,752.54	749,677,640.23
127	"FOREIGN MISSION: OUGADDOUGOU"	50,032,943.80	11,079,688.51	1,825,882.07	16,812,462.35	206,921.04	14,366,321.82	2,946,661.64	0.00	6,360,131.32	0.00	103,631,012.53	104,904,847.00	1,273,834.47	129,538,765.67
128	FOREIGN MISSION: PARIS	8,705,473.													



NOTE 15

OVERHEAD COST -- Contd.

S/N	MDA	TRAVEL & TRANSPORT - GENERAL	UTILITIES - GENERAL	MATERIALS & SUPPLIES - GENERAL	MAINTENANCE SERVICES - GENERAL	TRAINING - GENERAL	OTHER SERVICES - GENERAL	CONSULTING & PROFESSIONAL SERVICES - GENERAL	FUEL & LUBRICANTS - GENERAL	MISCELLANEOUS EXPENSES - GENERAL	RESEARCH AND DEVELOPMENT (R&D) - EXPENSE	TOTAL OVERHEAD COST	BUDGET	VARIANCE	2019
		220201	220202	220203	220204	220205	220206	220207	220208	220210	230501	220201 - 220208, 220210 & 230501			
		N	N	N	N	N	N	N	N	N	N	N	N	N	N
131	"FOREIGN MISSION: PYONG YANG"	49,668,922.31	10,520,218.91	2,553,007.42	12,447,476.43	0.00	26,949,500.85	0.00	1,715,316.41	23,668,993.01	0.00	127,523,435.34	109,367,478.00	-18,155,957.34	170,031,247.12
132	FOREIGN MISSION: RABAT	52,394,437.65	15,350,211.96	2,221,177.16	23,206,257.41	0.00	33,408,678.11	0.00	90,407.77	35,000,632.87	0.00	161,671,802.93	164,271,206.00	2,599,403.07	202,089,753.66
133	FOREIGN MISSION: RIYADH	28,457,824.11	21,281,584.33	2,207,651.91	5,825,760.04	0.00	11,549,366.33	217,391.30	1,532,379.29	25,603,032.62	0.00	96,674,989.94	107,563,149.00	10,888,159.06	172,511,530.16
134	FOREIGN MISSION: ROME	112,183,126.82	176,401,899.98	21,634,453.76	145,559,568.69	0.00	44,585,347.62	7,755,735.23	58,343,910.01	134,927,617.59	0.00	701,391,659.70	705,502,589.00	4,110,929.30	262,252,055.83
135	FOREIGN MISSION: SAO TOME	8,907,379.51	8,012,086.46	5,218,995.02	6,173,747.70	641,928.99	17,035,973.40	0.00	2,657,303.11	49,741,824.54	0.00	98,389,238.73	135,237,129.00	36,847,890.27	166,299,214.51
136	FOREIGN MISSION: SEOUL	35,188,344.51	15,387,364.63	7,872,959.71	22,957,798.49	0.00	93,061,005.17	218,327.00	3,773,926.88	143,574,208.53	0.00	322,033,934.93	125,919,046.00	-196,114,888.93	316,841,712.13
137	FOREIGN MISSION: SHANGHAI	65,701,413.88	31,647,950.48	5,935,973.40	78,673,523.48	1,788,642.00	164,827,798.90	2,432,976.88	9,240,778.34	68,370,128.64	0.00	428,619,186.00	430,603,817.00	1,984,631.00	391,396,772.60
138	FOREIGN MISSION: SINGAPORE	21,821,301.90	13,567,380.03	1,770,356.19	16,801,145.97	0.00	49,300,357.14	0.00	923,140.08	72,688,576.90	0.00	176,872,258.22	141,444,150.00	-35,428,108.22	458,973,640.26
139	"FOREIGN MISSION: STOCKHOLM"	25,477,522.17	27,930,249.17	4,233,509.29	12,307,624.27	0.00	19,308,757.12	0.00	6,599,496.76	45,584,729.14	0.00	141,441,887.91	106,082,236.00	-35,359,651.91	172,725,710.30
140	FOREIGN MISSION: TEHRAN	35,452,718.65	29,920,358.17	3,187,195.49	11,345,364.68	0.00	108,542,756.30	0.00	7,133,324.20	101,490,700.04	0.00	297,072,417.53	299,628,085.00	2,555,667.47	515,972,367.20
141	FOREIGN MISSION: TEL AVIV	82,917,593.71	78,805,677.83	2,935,954.55	106,065,655.27	0.00	30,099,586.78	0.00	5,449,618.08	90,466,800.30	0.00	396,740,886.52	399,036,446.00	2,295,559.48	344,527,796.86
142	FOREIGN MISSION: THE HAGUE	26,717,936.36	53,636,858.72	19,032,972.41	145,001,682.76	1,379,310.34	39,386,327.58	938,793.10	8,621,727.59	190,825,444.83	0.00	485,541,053.70	492,111,659.00	6,570,605.30	338,766,089.33
143	FOREIGN MISSION: TOKYO	129,192,295.50	30,843,889.84	6,902,538.89	34,719,551.73	472,645.33	120,578,154.19	0.00	4,174,427.96	80,339,613.71	0.00	407,223,117.15	408,658,683.00	1,435,565.85	289,840,923.64
144	FOREIGN MISSION: TRIPOLI	74,583,857.63	10,798,824.41	4,948,232.53	13,570,726.85	0.00	29,600,302.64	0.00	1,504,839.99	43,706,761.98	0.00	178,713,546.03	122,155,117.00	-56,558,429.03	281,934,951.56
145	FOREIGN MISSION: TUNIS	69,770,435.82	21,439,550.88	2,757,336.47	24,334,241.98	0.00	21,108,306.24	0.00	889,456.18	42,786,187.14	0.00	183,085,514.71	129,569,106.00	-53,516,408.71	282,429,488.18
146	FOREIGN MISSION: VIENNA	30,277,337.56	10,850,772.65	1,605,831.76	9,828,356.13	0.00	26,340,621.76	0.00	1,281,520.31	11,357,633.37	0.00	91,542,073.53	109,663,931.00	18,121,857.47	216,168,733.51
147	FOREIGN MISSION: WARSAW	28,482,297.07	7,340,480.99	2,931,522.65	10,769,051.33	0.00	28,826,067.02	0.00	3,688,921.04	36,013,264.55	0.00	118,051,604.67	95,274,046.00	-22,777,558.67	205,199,694.18
148	"FOREIGN MISSION: WASHINGTON"	0.00	0.00	0.00	0.00	0.00	0.00	0.00	0.00	0.00	0.00	0.00	168,378,953.00	168,378,953.00	416,461,387.86
149	FOREIGN MISSION: WINDHOEK	8,278,086.42	9,446,625.95	512,226.32	44,280,294.97	0.00	26,148,233.86	0.00	3,424,323.06	14,654,018.27	0.00	106,743,808.84	97,156,635.00	-9,587,173.84	125,580,951.58
150	FOREIGN MISSION: YAOUNDE	41,492,196.93	2,275,379.99	412,027.90	14,489,301.34	0.00	5,250,500.82	0.00	1,474,513.43	14,364,318.44	0.00	79,758,238.86	94,912,072.00	15,153,833.14	108,340,001.04
151	"FOREIGN MISSION, JUBA, SOUTH SUDAN"	61,236,104.10	39,571,866.54	4,256,934.06	20,270,784.33	0.00	18,621,627.93	0.00	1,587,078.93	39,641,446.28	0.00	185,185,842.17	192,992,787.00	7,806,944.83	174,300,774.73
152	FOREIGN MISSIONS, ABU DHAB	78,237,904.77	21,818,869.07	4,638,335.24	58,745,097.39	0.00	69,404,761.91	1,194,121.42	12,706,210.24	65,366,079.12	0.00	312,111,379.16	110,094,668.00	-202,016,711.16	312,111,379.16
153	"FOREIGN MISSION LILONGWE, MALAWI"	27,321,290.42	20,623,092.96	10,900,359.85	19,025,953.53	0.00	52,576,821.01	0.00	8,714,332.84	55,488,104.84	0.00	194,649,955.46	90,349,036.00	-104,300,919.46	198,153,385.23
154	"FOREIGN MISSION PRAQUE, CZECH REPUBLIC"	42,474,007.39	14,612,992.48	22,997,901.29	41,490,912.76	0.00	80,146,665.40	4,320,419.61	9,198,207.64	103,225,993.38	0.00	318,467,099.95	321,865,177.00	3,398,077.05	251,399,357.69
155	FOREIGN MISSION VATICAN	15,884,802.53	3,635,323.74	783,668.45	6,266,113.96	0.00	29,483,521.89	0.00	3,085,206.67	18,051,946.18	0.00	77,190,583.41	95,247,498.00	18,056,914.59	141,380,998.42
156	"CONSULATE GENERAL FRANKFURT, GERMANY"	27,620,376.97	35,669,786.79	10,446,645.11	45,386,866.67	0.00	123,626,822.39	2,993,779.17	912,720.49	62,179,736.60	0.00	308,836,734.19	312,167,874.00	3,331,139.81	221,338,499.29
157	"FOREIGN MISSION DOHA, QATAR"	10,116,676.71	8,026,215.75	2,433,008.40	7,991,112.61	0.00	48,139,159.66	0.00	1,933,247.06	36,653,706.70	0.00	115,293,126.89	95,261,792.00	-20,031,334.89	144,116,408.62
158	PERMANENT REPRESENTATION, ECOWAS, ABUJA	103,486,795.90	5,407,123.81	8,496,125.00	6,080,470.00	2,434,800.00	7,152,000.00	0.00	8,472,100.00	29,694,326.29	0.00	171,223,741.00	111,061,808.00	-60,161,933.00	302,432,287.83
159	"FOREIGN MISSION AMMAN, JORDAN"	0.00	0.00	0.00	0.00	0.00	0.00	0.00	0.00	0.00	0.00	0.00	106,383,937.00	106,383,937.00	288,087,441.49
160	"FOREIGN MISSION GUANGZHOU, CHINA"	23,281,156.28	11,350,209.61	713,347.96	6,403,913.59	0.00	93,705,157.04	0.00	2,591,304.67	35,244,350.23	0.00	173,289,439.38	174,080,294.00	790,854.62	231,052,588.86
161	"FEDERAL MINISTRY OF INFORMATION & CULTURE - HQTRS"	146,236,428.74	25,599,139.24	32,876,602.00	65,701,345.73	27,783,359.77	29,565,033.00	11,943,163.09	16,950,853.20	191,982,166.07	0.00	548,638,090.84	616,134,981.00	67,496,890.16	1,000,569,201.78
162	NIGERIAN TELEVISION AUTHORITY	0.00	143,265,100.00	0.00	0.00	0.00	0.00	0.00	0.00	0.00	0.00	143,265,100.00	194,966,401.00	51,701,301.00	3,424,077,736.25
163	"FEDERAL RADIO CORPORATION OF NIGERIA"	76,148,716.26	203,182,413.15	176,155,973.91	124,281,083.02	27,640,660.00	21,186,559.29	34,853,965.70	266,740,906.69	55,789,631.04	0.00	985,979,909.06	132,704,691.00	-853,275,218.06	121,296,434.41
164	NEWS AGENCY OF NIGERIA	101,071,694.09	33,832,561.58	8,523,181.96	36,267,947.29	16,308,057.67	3,423,624.66	13,987,239.79	15,157,745.87	12,589,868.44	0.00	241,161,921.35	147,379,618.00	-93,782,303.35	168,730,392.93
165	VOICE OF NIGERIA	68,933,641.12	62,006,409.28	34,298,042.82	28,822,450.80	7,000,479.42	52,267,150.54	10,400,683.72	89,255,498.21	23,386,570.06	0.00	377,270,925.97	385,995,858.00	8,724,932.03	556,517,360.57
166	NIGERIAN FILM CORPORATION	19,999,797.00	2,805,408.85	3,682,032.16	8,385,446.49	0.00	26,403,368.16	982,348.75	4,342,702.81	11,668,691.38	0.00	78,269,795.60	62,962,186.00	-15,307,609.60	61,455,774.35
167	NATIONAL BROADCASTING	394,892,355.72	15,314,919.44	45,846,878.88	46,976,041.00	78,556,119.99	104,988,123.54	132,949,339.94	3,405,000.00	1,041,778,790.25	0.00	1,864,707,568.76	1,870,417,756.00	5,710,187.24	59,718,052.40
168	NIGERIA PRESS COUNCIL	4,467,025.71	3,217,254.17	3,978,854.50	3,738,902.00	2,135,404.20	25,477,172.25	3,196,677.00	3,888,300.00	1,607,529.88	0.00	51,705,119.71	57,411,969.00	5,706,849.29	54,365,072.10
169	"NATIONAL FILM AND VIDEO CENSOR BOARD"	51,524,856.70	6,008,359.94	16,019,373.44	21,818,450.39	1,384,600.00	41,203,432.71	17,267,656.45	1,645,473.50	35,789,313.36	0.00	192,661,516.49	104,101,053.00	-88,560,463.49	101,375,697.00
170	ADVERTISING PRACTITIONERS OF NIGERIA	3,095,000.00	0.00	0.00	0.00	2,350,000.00	0.00	1,000,000.00	0.00	1,715,296.88	0.00	8,160,296.88	9,313,479.00	1,153,182.12	8,779,176.00
171	"NIGERIA TOURISM DEVELOPMENT CORPORATION"	26,152,548.71	9,010,603.09	14,226,775.76	9,495,152.80	11,617,852.31	17,363,828.00	9,544,927.15	6,048,370.50	32,497,690.83	0.00	135,957,749.13	150,491,765.00	14,534,015.87	143,123,571.12
172	"NATIONAL COMMISSION FOR MUSEUMS AND MONUMENTS"	18,977,083.79	9,102,920.00	17,890,200.00	16,586,556.20	10,296,800.00	9,722,984.00	8,149,124.08	8,490,000.00	22,303,353.87	0.00	121,519,021.94	140,451,911.00	18,932,889.06	126,856,581.47



NOTE 15															
OVERHEAD COST -- Contd.															
S/N	MDA	TRAVEL & TRANSPORT - GENERAL	UTILITIES - GENERAL	MATERIALS & SUPPLIES - GENERAL	MAINTENANCE SERVICES - GENERAL	TRAINING - GENERAL	OTHER SERVICES - GENERAL	CONSULTING & PROFESSIONAL SERVICES - GENERAL	FUEL & LUBRICANTS - GENERAL	MISCELLANEOUS EXPENSES GENERAL	RESEARCH AND DEVELOPMENT (R&D) - EXPENSE	TOTAL OVERHEAD COST	BUDGET	VARIANCE	2019
		220201	220202	220203	220204	220205	220206	220207	220208	220210	230501	220201 - 220208, 220210 & 230501			
		N	N	N	N	N	N	N	N	N	N	N	N	N	N
173	"NATIONAL COUNCIL OF ARTS AND CULTURE"	15,102,205.18	3,928,980.00	15,703,290.00	2,532,828.00	0.00	20,693,676.59	4,568,621.31	4,998,750.00	8,604,500.00	0.00	76,132,851.08	85,219,233.00	9,086,381.92	79,030,828.00
174	"CENTRE FOR BLACK AFRICAN ARTS AND CIVILISATION"	12,610,596.06	2,162,432.10	3,501,400.00	4,072,270.91	310,800.00	6,504,980.85	1,166,000.00	2,323,000.00	7,412,933.11	0.00	40,064,323.03	45,103,696.00	5,039,372.97	41,020,099.41
175	NATIONAL TROUPE OF NIGERIA	8,533,800.00	3,905,180.00	2,494,000.00	6,967,500.01	1,557,800.00	5,380,476.04	1,580,000.00	200,000.00	5,717,617.40	0.00	36,336,373.45	40,285,635.00	3,949,261.55	36,206,814.85
176	NATIONAL THEATRE	12,725,304.85	18,329,550.02	3,399,900.00	12,888,300.00	1,616,400.00	15,381,240.00	1,550,000.00	14,703,200.00	6,961,288.75	0.00	87,555,183.62	98,555,357.00	11,000,173.38	91,382,106.23
177	NATIONAL GALLERY OF ART	19,623,056.06	3,475,000.00	17,368,200.00	13,441,500.00	5,841,595.85	21,412,588.75	6,421,300.00	1,845,000.00	43,059,680.89	0.00	132,487,921.55	152,710,650.00	20,222,728.45	135,349,907.11
178	NATIONAL WAR MUSEUM - UMUAHIA	853,000.00	612,000.00	950,500.00	636,000.00	962,000.00	1,170,000.00	540,000.00	420,000.00	747,000.00	0.00	6,890,500.00	7,759,006.00	868,506.00	7,457,000.00
179	NATIONAL INST. OF HOSPITALITY AND TOURISM DEVELOPMENT STUDIES	8,798,930.00	2,513,300.00	18,432,537.00	22,240,293.49	1,704,840.00	14,133,941.50	4,780,920.00	1,551,000.00	11,100,366.92	0.00	85,256,128.91	90,365,139.00	5,109,010.09	85,742,992.71
180	"NATIONAL INSTITUTE FOR CULTURE ORIENTATION"	24,277,173.00	2,271,599.25	3,046,400.00	35,243,581.31	3,548,250.00	13,337,179.19	3,649,662.00	6,798,940.00	13,405,770.40	0.00	105,578,555.15	119,121,878.00	13,543,322.85	110,696,640.03
181	"INSTITUTE OF ARCHEOLOGY AND MUSEUM STUDIES, JOS"	790,850.00	638,150.00	289,500.00	1,108,250.00	680,600.00	1,048,600.00	0.00	187,200.00	1,084,750.00	0.00	5,827,900.00	5,320,450.00	-507,450.00	5,101,850.00
182	NATIONAL ORIENTATION AGENCY	43,729,867.78	6,366,358.11	16,403,393.21	10,966,073.53	3,493,800.00	19,551,034.74	12,199,701.51	12,784,632.87	34,977,853.90	0.00	160,472,715.65	221,977,966.00	61,505,250.35	190,377,846.17
183	MINISTRY OF INTERIOR - HQTRS	806,654,599.01	12,749,627.16	295,441,733.36	128,725,818.94	42,828,629.29	192,533,238.23	117,653,141.52	51,824,255.50	336,131,693.28	0.00	1,984,542,736.29	415,902,325.00	-1,568,640,411.29	289,177,062.69
184	NIGERIA CORRECTIONAL SERVICE	209,662,272.06	67,761,041.19	10,435,341,979.60	336,660,396.43	97,930,816.66	167,372,854.25	0.00	403,930,482.98	529,482,752.13	6,698,140.41	12,254,840,735.71	13,571,420,855.00	1,316,580,119.29	19,088,188,848.51
185	NIGERIA IMMIGRATION SERVICE	408,215,245.73	250,644,287.63	9,955,594,040.77	547,758,402.76	342,317,343.63	204,658,960.63	16,826,100.00	329,575,120.88	662,148,864.12	0.00	12,717,738,366.15	2,516,878,090.00	-10,200,860,276.15	1,775,156,387.58
186	"NIGERIA SECURITY AND CIVIL DEFENCE CORPS"	565,313,537.03	87,066,743.06	328,267,261.63	160,299,165.08	95,970,879.00	359,203,407.86	62,787,274.00	65,505,537.57	512,852,168.53	0.00	2,237,265,973.76	2,500,000,000.00	262,734,026.24	3,974,711,377.37
187	"CIVIL DEFENCE, IMMIGRATION AND PRISON SERVICE BOARD (CFBI)"	26,764,800.00	631,850.00	14,581,780.00	22,693,725.98	10,658,000.00	3,101,300.66	2,881,780.00	13,426,800.00	996,866,375.20	0.00	1,091,606,411.84	118,694,690.00	-972,911,721.84	880,710,567.00
188	FEDERAL FIRE SERVICE	39,258,108.60	9,968,747.11	27,089,600.88	32,471,250.66	24,531,555.78	21,133,364.34	22,317,180.48	49,007,730.64	55,301,228.65	0.00	281,078,767.14	473,951,445.00	192,872,677.86	414,565,255.82
189	"NIGERIA POLICE ACADEMY WUDIL KANO"	0.00	0.00	0.00	0.00	0.00	0.00	0.00	0.00	0.00	0.00	1,257,342,063.00	1,257,342,063.00	0.00	574,100,887.51
190	"POLICE FORMATIONS AND COMMANDS"	1,019,542,966.29	449,679,384.62	4,788,675,257.61	4,868,082,382.30	584,108,060.78	953,107,766.92	146,220,538.54	3,158,294,012.83	16,588,515,888.10	0.00	32,556,226,257.99	18,250,565,304.00	-14,305,660,953.99	11,298,091,536.55
191	"OFFICE OF THE HEAD OF THE CIVIL SERVICE OF THE FEDERATION - HQTRS"	168,763,486.79	111,382,321.25	56,093,936.39	207,006,201.46	80,899,577.29	80,094,958.55	11,456,922.23	141,113,156.60	944,109,073.79	0.00	1,800,919,634.35	1,822,193,186.00	21,273,551.65	1,747,871,166.94
192	"FEDERAL GOVT STAFF HOUSING LOANS BOARD"	11,475,093.80	805,121.68	15,389,917.59	3,485,838.32	0.00	0.00	0.00	2,810,000.00	3,615,592.17	0.00	37,581,563.56	42,308,861.00	4,727,297.44	40,881,280.39
193	"ADMINISTRATIVE STAFF COLLEGE OF NIGERIA"	9,524,496.04	8,425,709.82	10,357,150.56	9,042,222.49	589,600.00	12,416,416.81	510,000.00	12,630,812.00	4,443,850.00	0.00	67,940,257.52	99,299,631.00	31,359,373.48	66,286,492.67
194	"WEST AFRICAN MGT. DEVT. INSTITUTES NETWORK"	3,041,500.00	774,000.00	1,845,300.00	1,100,000.00	10,838,500.00	152,000.00	183,000.00	547,950.00	1,915,595.00	0.00	20,397,845.00	22,601,704.00	2,203,859.00	22,015,870.00
195	FEDERAL TRAINING CENTRE, ENUGU	5,770,000.00	3,642,000.00	205,000.00	2,803,000.00	0.00	1,260,000.00	0.00	0.00	0.00	0.00	13,680,000.00	15,422,547.00	1,742,547.00	14,995,001.00
196	FEDERAL TRAINING CENTRE, ILORIN	5,141,600.00	2,660,800.00	644,900.00	3,359,550.00	0.00	2,190,970.00	0.00	0.00	1,375,050.00	0.00	15,372,870.00	22,540,697.00	7,167,827.00	14,979,401.00
197	FEDERAL TRAINING CENTRE, KADUNA	5,283,000.00	2,168,529.64	1,071,700.00	3,604,549.00	0.00	961,300.00	0.00	0.00	258,000.00	0.00	13,347,078.64	15,422,547.00	2,075,468.36	14,970,226.28
198	FEDERAL TRAINING CENTRE, LAGOS	0.00	0.00	0.00	0.00	0.00	0.00	0.00	0.00	0.00	0.00	15,422,547.00	15,422,547.00	0.00	15,104,052.16
199	FEDERAL TRAINING CENTRE, MAIDUGURI	5,952,000.00	1,580,456.00	1,057,900.00	4,033,000.00	0.00	982,000.00	0.00	0.00	247,000.00	0.00	13,852,356.00	15,422,547.00	1,570,191.00	18,724,860.00
200	FEDERAL TRAINING CENTRE, CALABAR	5,202,840.00	2,376,660.00	976,200.00	3,285,720.00	0.00	1,386,750.00	0.00	0.00	268,000.00	0.00	13,496,170.00	15,422,547.00	1,926,377.00	15,134,820.00
201	PUBLIC SERVICE INSTITUTE OF NIGERIA	10,555,600.00	11,507,402.97	9,650,000.00	11,819,600.00	0.00	14,031,817.63	1,135,000.00	3,182,720.00	6,754,800.00	0.00	68,636,940.60	74,066,820.00	5,429,879.40	74,196,580.81
202	BUREAU OF PUBLIC SERVICE REFORMS	0.00	5,665,730.00	26,369,204.94	9,924,393.10	20,512,800.00	9,450,890.00	6,761,279.68	5,017,750.00	35,596,100.00	0.00	119,298,147.72	170,723,825.00	51,425,677.28	163,359,793.65
203	"AUDITOR GENERAL FOR THE FEDERATION"	577,849,037.13	28,061,441.22	29,146,092.61	134,561,671.01	91,440,841.00	27,531,732.00	202,975,630.63	30,698,858.00	281,208,662.47	0.00	1,403,471,966.07	1,357,628,500.00	-45,843,466.07	967,370,770.01
204	PUBLIC COMPLAINTS COMMISSION	7,333,776.55	25,128,144.00	32,298,700.00	72,306,498.63	1,425,000.00	29,340,852.00	210,000.00	14,385,000.00	28,222,000.00	0.00	210,649,971.18	-	-210,649,971.18	3,000,000.00
205	FEDERAL CIVIL SERVICE COMMISSION	28,939,303.19	16,341,987.50	8,424,740.69	18,238,927.00	14,996,332.10	19,127,724.07	2,605,200.00	10,993,272.00	552,976,405.85	0.00	472,643,892.48	323,530,297.00	-149,113,595.40	438,522,079.77
206	INDEPENDENT NATIONAL ELECTORAL COMMISSION	168,224,964.04	163,833,533.40	646,817,426.71	1,496,856,570.66	0.00	313,347,846.49	1,976,331,101.14	209,216,013.98	27,688,114,762.97	0.00	32,662,742,219.39	33,297,700,000.00	634,957,780.61	151,565,529,793.39
207	FEDERAL CHARACTER COMMISSION	86,008,170.73	20,279,646.86	20,702,689.25	15,916,763.98	9,286,324.35	16,543,107.25	13,902,563.53	6,917,640.00	40,150,132.20	0.00	229,707,038.15	254,960,582.00	25,253,543.85	240,877,838.55
208	"FEDERAL MINISTRY OF POLICE AFFAIRS"	45,229,353.65	5,341,460.00	30,829,598.45	76,741,577.04	0.00	10,516,687.35	37,503,658.50	20,101,418.51	139,317,529.15	0.00	365,581,282.65	367,104,488.00	1,523,205.35	100,000,000.00



NOTE 15

OVERHEAD COST -- Contd.

S/N	MDA	TRAVEL & TRANSPORT - GENERAL	UTILITIES - GENERAL	MATERIALS & SUPPLIES - GENERAL	MAINTENANCE SERVICES - GENERAL	TRAINING - GENERAL	OTHER SERVICES - GENERAL	CONSULTING & PROFESSIONAL SERVICES - GENERAL	FUEL & LUBRICANTS - GENERAL	MISCELLANEOUS EXPENSES GENERAL	RESEARCH AND DEVELOPMENT (R&D) - EXPENSE	TOTAL OVERHEAD COST	BUDGET	VARIANCE	2019
		220201	220202	220203	220204	220205	220206	220207	220208	220210	230501	220201 - 220208, 220210 & 230501			
		N	N	N	N	N	N	N	N	N	N	N	N	N	N
209	"MINISTRY OF COMMUNICATION TECHNOLOGY HQTRS"	30,445,785.35	547,960.00	11,738,650.00	9,379,120.00	18,722,279.20	17,744,452.28	3,815,384.25	7,814,850.00	521,981,945.78	0.00	622,190,426.86	139,435,973.00	-482,754,453.86	402,055,170.13
210	NIGERIA COMMUNICATION SATELLITE	711,500.00	13,530,667.29	206,500.00	372,144.69	0.00	6,749,391.00	1,985,908.50	9,401,259.89	442,000.00	0.00	33,399,371.37	43,230,421.00	9,831,049.63	41,521,239.61
211	NATIONAL SECURITY ADVISER	0.00	0.00	0.00	0.00	0.00	0.00	0.00	0.00	0.00	0.00	0.00	8,082,185,256.00	8,082,185,256.00	12,307,768,374.00
212	"DIRECTORATE OF STATE SECURITY SERVICE"	0.00	0.00	0.00	0.00	0.00	0.00	0.00	0.00	4,206,154,244.00	0.00	4,206,154,244.00	3,568,409,504.00	-637,744,740.00	1,270,000,000.00
213	"NATIONAL INTELLIGENCE AGENCY"	0.00	0.00	0.00	0.00	0.00	0.00	0.00	0.00	0.00	0.00	0.00	2,064,008,065.00	2,064,008,065.00	650,000,000.00
214	PRESIDENTIAL AIR FLEETS (STATE HOUSE)	199,750,000.00	60,000,000.00	125,000,000.00	1,107,000,000.00	204,100,000.00	260,000,000.00	0.00	305,690,000.00	22,200,000.00	0.00	2,283,740,000.00	2,591,945,035.00	308,205,035.00	2,951,551,121.00
215	"NATIONAL INSTITUTE FOR SECURITY STUDIES"	30,000,000.00	20,000,000.00	0.00	0.00	0.00	0.00	0.00	0.00	0.00	0.00	50,000,000.00	600,000,000.00	550,000,000.00	-
216	CODE OF CONDUCT TRIBUNAL	23,723,200.00	11,693,966.91	31,509,492.43	16,055,428.00	13,057,241.00	24,495,372.00	3,362,050.00	7,267,500.00	13,109,100.00	0.00	144,273,350.34	158,948,749.00	14,675,398.66	146,731,260.40
217	"INFRASTRUCTURE CONCESSION REGULATORY COMMISSION"	23,880,065.95	18,233,778.80	5,416,156.39	10,777,670.87	3,399,547.80	6,838,000.00	6,400,296.92	8,974,155.00	17,268,007.83	0.00	101,187,679.56	120,481,306.00	19,293,626.44	115,464,828.44
218	POLICE SERVICE COMMISSION HQTRS	32,456,047.45	570,000.00	7,884,092.00	4,522,380.00	15,066,900.00	5,587,677.46	5,482,800.00	3,200,400.00	53,680,798.04	0.00	128,451,094.95	144,620,786.00	16,169,691.05	500,097,691.29
219	"SECRETARY TO THE GOVERNMENT OF THE FEDERATION HQTRS"	475,190,452.40	74,482,253.40	130,868,264.34	57,915,573.91	134,611,839.85	179,503,146.33	1,943,748,999.50	78,074,736.55	3,041,754,181.47	0.00	6,116,149,447.75	6,182,529,042.00	66,379,594.25	260,890,337,909.90
220	SPECIAL DUTIES SGF	0.00	0.00	0.00	0.00	0.00	0.00	0.00	0.00	0.00	0.00	0.00	-	0.00	73,459,406.00
221	LAGOS LIAISON OFFICE	5,955,300.00	14,445,020.00	2,145,000.00	13,444,643.78	2,035,130.00	12,564,685.16	0.00	12,207,673.00	943,599.00	0.00	63,741,050.94	71,417,896.00	7,676,845.06	67,548,520.00
222	"NATIONAL IDENTITY MANAGEMENT COMMISSION"	124,827,123.66	147,440,209.96	52,606,049.85	55,515,889.39	36,432,956.03	84,353,947.63	48,243,667.30	33,861,367.16	242,010,098.25	0.00	825,291,309.23	828,730,181.00	3,438,871.77	770,488,580.00
223	NATIONAL MERIT AWARD	0.00	0.00	0.00	0.00	0.00	0.00	0.00	0.00	0.00	0.00	0.00	28,879,870.00	28,879,870.00	29,368,103.58
224	FEDERAL ROAD SAFETY COMMISSION	1,492,103,507.24	200,188,224.99	4,745,892,753.67	775,227,215.34	935,310,508.84	353,454,403.16	216,286,122.67	587,438,070.72	664,604,996.20	0.00	9,970,505,802.83	3,773,374,061.00	-6,197,131,741.83	5,479,566,882.92
225	PRESIDENTIAL ADVISORY COMMITTEE	0.00	0.00	330,700.00	382,000.00	342,100.00	123,000.00	0.00	0.00	1,007,800.00	0.00	2,185,600.00	5,514,273.00	3,328,673.00	249,967,784.43
226	"NEW PARTNERSHIP FOR AFRICAN DEVELOPMENT"	31,772,879.16	6,031,080.00	10,851,173.00	9,535,950.00	40,367,040.00	3,722,100.00	2,824,939.00	6,356,490.00	46,075,716.44	0.00	157,537,367.60	162,942,908.00	5,405,540.40	249,967,784.43
227	"NATIONAL AGENCY FOR THE CONTROL OF AIDS (NACA)"	2,267,380.00	2,766,505.50	5,169,340.00	8,092,373.49	1,432,768.00	6,520,396.25	1,795,346.25	2,831,994.51	133,163,050.78	0.00	164,039,154.78	62,831,636.00	-101,207,518.78	112,670,854.41
228	NATIONAL PENSION COMMISSION	0.00	0.00	0.00	0.00	0.00	0.00	0.00	0.00	29,363,623.01	0.00	29,363,623.01	65,631,615.00	36,267,991.99	61,128,030.85
229	"NATIONAL HAJI COMMISSION OF NIGERIA"	104,948,017.35	26,401,384.19	30,382,689.34	44,294,520.71	18,373,257.40	35,833,739.42	6,108,480.97	24,143,007.00	104,043,273.09	0.00	394,528,369.47	422,392,936.00	27,864,566.53	849,801,252.60
230	"NIGERIA CHRISTIAN PILGRIM COMMISSION"	14,199,200.00	9,264,973.78	9,642,444.20	8,854,062.81	13,480,000.00	8,460,500.00	3,780,900.00	6,833,088.91	1,571,960,792.13	0.00	1,646,475,961.83	457,928,324.00	-1,188,547,637.83	1,670,994,478.21
231	NATIONAL LOTTERY TRUST FUND	0.00	0.00	0.00	0.00	0.00	0.00	0.00	0.00	0.00	0.00	0.00	51,490,245.00	51,490,245.00	49,565,000.00
232	"NATIONAL LOTTERY REGULATORY COMMISSION"	0.00	0.00	0.00	0.00	0.00	0.00	0.00	0.00	0.00	0.00	0.00	50,407,108.00	50,407,108.00	49,040,454.08
233	SERVICOM	2,433,000.00	1,571,694.00	1,670,150.00	3,038,194.00	38,272,700.00	2,906,618.00	0.00	1,024,700.00	3,842,243.00	0.00	54,759,299.00	55,377,853.00	618,554.00	17,322,129.52
234	"PRESIDENTIAL TECHNICAL COMMITTEE ON LAND REFORMS"	0.00	0.00	0.00	0.00	0.00	0.00	0.00	0.00	0.00	0.00	0.00	47,635,460.00	47,635,460.00	6,769,300.00
235	"NATIONAL BOUNDARY COMMISSION (NBC) HQTRS"	10,157,414.00	5,524,662.14	1,859,520.00	4,687,200.00	7,509,200.00	11,635,482.00	686,400.00	4,069,858.00	5,721,942.65	0.00	51,851,678.79	60,966,618.00	9,114,939.21	64,191,280.96
236	"BORDER COMMUNITIES DEVELOPMENT AGENCY (BCDA) HQTRS"	38,915,769.90	11,184,893.59	8,990,880.39	13,744,308.00	12,799,069.77	39,998,856.00	7,274,559.30	7,523,326.42	64,052,645.93	0.00	204,484,309.30	230,218,212.00	25,733,902.70	220,705,931.86
237	"FEDERAL MINISTRY OF SPECIAL DUTIES & INTER-GOVERNMENTAL AFFAIRS HQTRS"	161,765,401.35	5,800,000.00	18,148,461.00	18,393,000.00	41,348,406.79	7,052,865.96	12,098,800.00	95,000.00	113,688,910.00	0.00	378,390,845.10	416,277,584.00	37,886,738.90	73,459,406.00
238	TERTIARY EDUCATION TRUST FUND	754,184,343.93	105,851,686.20	86,233,078.85	147,954,673.74	221,153,224.88	221,522,812.50	80,564,240.00	7,083,292.50	762,666,576.39	0.00	2,387,213,928.99	3,721,601,802.00	1,334,387,873.01	2,892,619,778.88
ECONOMIC SECTOR															
239	"FEDERAL MINISTRY OF AGRICULTURE AND RURAL DEVELOPMENT HQTRS"	85,593,689.15	40,462,534.91	9,329,986.02	9,027,140.00	0.00	20,725,298.30	6,712,080.00	8,537,520.00	17,718,413.73	0.00	198,106,662.11	132,964,486.00	-65,142,176.11	95,919,559.63
240	"FEDERAL COLLEGE OF PRODUCE INSPECTION AND STORED PRODUCTS TECHNOLOGY, KANO"	5,192,050.00	2,368,750.00	2,439,371.25	4,459,005.50	15,000.00	2,816,373.88	0.00	925,500.00	1,758,250.00	0.00	19,974,300.63	23,006,865.00	3,032,564.37	40,629,770.00
241	"AGRICULTURAL RESEARCH AND MANAGEMENT INSTITUTE (ARMI) - ILORIN"	7,886,962.45	7,681,623.00	6,068,508.00	4,218,396.89	4,304,283.23	9,411,295.99	951,000.00	4,542,320.39	4,312,398.62	0.00	49,576,788.57	43,732,651.00	-5,844,137.57	28,424,960.31
242	"NATIONAL CENTRE FOR AGRICULTURAL MECHANISATION - ILORIN"	5,903,945.35	3,408,200.00	1,425,430.00	0.00	0.00	12,832,720.00	3,381,637.35	0.00	0.00	0.00	26,951,932.70	29,355,564.00	2,403,631.30	67,473,804.68



NOTE 15
OVERHEAD COST -- Contd.

S/N	MDA	TRAVEL & TRANSPORT - GENERAL	UTILITIES - GENERAL	MATERIALS & SUPPLIES - GENERAL	MAINTENANCE SERVICES - GENERAL	TRAINING - GENERAL	OTHER SERVICES - GENERAL	CONSULTING & PROFESSIONAL SERVICES - GENERAL	FUEL & LUBRICANTS - GENERAL	MISCELLANEOUS EXPENSES GENERAL	RESEARCH AND DEVELOPMENT (R&D) - EXPENSE	TOTAL OVERHEAD COST	BUDGET	VARIANCE	2019
		220201	220202	220203	220204	220205	220206	220207	220208	220210	230501	220201 - 220208, 220210 & 230501			
		N	N	N	N	N	N	N	N	N	N	N	N	N	N
243	"NATIONAL CEREALS RESEARCH INSTITUTE-BADEGGI"	6,628,803.26	1,444,592.85	3,253,975.00	6,116,464.08	2,721,824.77	2,086,004.97	362,743.26	5,386,683.90	37,000.00	0.00	28,038,092.09	32,028,633.00	3,990,540.91	1,054,977,846.13
244	"NATIONAL VETERINARY RESEARCH INSTITUTE-VOM"	11,683,863.52	76,499,026.85	16,879,328.95	70,414,585.88	11,318,001.10	45,159,343.01	29,484,921.02	12,679,496.73	113,994,883.07	0.00	388,113,450.13	390,776,790.00	2,663,339.87	1,873,656,374.70
245	"NATIONAL ROOT CROPS RESEARCH INSTITUTE-UMUDIKE"	2,676,950.00	9,871,202.28	983,505.21	7,254,857.60	0.00	10,310,320.10	399,300.00	2,775,005.00	3,351,975.87	0.00	37,623,116.06	43,904,136.00	6,281,019.94	44,067,844.39
246	"NATIONAL INSTITUTE FOR OIL PALM RESEARCH (NIFOR) - BENIN"	38,074,074.12	67,568,546.28	13,938,548.50	61,222,494.46	625,400.00	18,960,890.00	11,066,300.00	12,327,510.00	8,493,451.50	0.00	232,277,214.86	238,150,571.00	5,873,356.14	-
247	"INSTITUTE OF AGRICULTURAL RESEARCH-ZARIA"	4,466,100.00	2,110,000.00	8,491,784.67	4,236,416.45	1,205,716.00	0.00	689,600.00	58,000.00	2,815,000.00	0.00	24,072,617.12	19,170,032.00	-4,902,585.12	17,485,316.73
248	"NATIONAL ANIMAL PRODUCT RESEARCH INSTITUTE-ZARIA"	7,520,465.25	6,562,469.24	14,205,908.48	8,176,398.13	0.00	1,963,258.89	0.00	2,072,123.47	13,002,376.10	0.00	53,502,999.56	54,926,340.00	1,423,340.44	19,610,656.12
249	"NATIONAL HORTICULTURAL RESEARCH INSTITUTE-IBADAN"	3,994,278.00	2,747,338.76	1,298,550.00	9,722,130.00	318,341.56	8,061,750.00	4,379,024.38	963,454.00	6,195,848.99	0.00	37,680,715.69	25,307,415.00	-12,373,300.69	16,643,968.27
250	"NATIONAL AGRICULTURAL LAND DEVELOPMENT AUTHORITY (NALDA) HQTRS"	14,347,172.00	2,295,800.00	11,183,513.45	10,241,809.12	5,949,015.00	1,880,000.00	1,402,626.86	4,446,500.00	9,009,813.00	0.00	60,756,249.43	68,420,898.00	7,664,648.57	-
251	COCOA RESEARCH INSTITUTE-IBADAN	5,472,465.00	2,357,772.00	1,954,130.23	1,946,768.71	678,472.01	306,000.00	1,296,200.00	2,039,409.96	2,740,666.95	0.00	18,791,884.86	20,831,075.00	2,039,190.14	18,853,501.72
252	"INSTITUTE OF AGRICULTURAL RESEARCH AND TRAINING-IBADAN"	1,166,919.97	2,410,985.38	999,235.00	1,515,720.00	1,980,986.57	0.00	1,895,344.45	1,952,433.49	1,921,468.38	0.00	13,843,093.24	14,322,790.00	479,696.76	14,089,530.99
253	RUBBER RESEARCH INSTITUTE- BENIN	5,819,905.50	3,246,098.18	1,326,525.00	1,494,000.00	0.00	3,889,000.00	0.00	1,938,500.00	2,233,500.00	0.00	19,947,528.68	25,863,099.00	5,915,570.32	26,497,835.00
254	"NATIONAL INSTITUTE OF FRESHWATER FISH- NEW BUSSA"	6,872,200.00	3,149,133.18	789,135.96	1,953,552.42	205,000.00	4,755,000.00	817,324.71	4,010,846.60	0.00	0.00	22,552,192.87	26,411,613.00	3,859,420.13	25,728,662.64
255	"NATIONAL AGRIC. EXTENSION RESEARCH LIAISON SERVICES-ZARIA"	4,955,909.01	1,018,095.00	2,074,135.00	3,402,586.75	4,195,420.00	664,752.66	144,700.00	3,395,844.00	4,822,735.68	0.00	24,674,178.10	26,778,166.00	2,103,987.90	25,765,274.45
256	VETERINARY COUNCIL OF NIGERIA	2,364,013.54	2,868,012.50	218,548.25	3,027,139.00	491,243.75	1,230,015.56	680,000.00	1,292,800.00	1,621,156.25	0.00	13,792,928.85	14,477,959.00	685,030.15	14,818,490.17
257	"FEDERAL COLLEGE OF ANIMAL HEALTH AND PRODUCTION TECHNOLOGY -IBADAN"	22,061,896.94	7,468,391.43	7,254,940.19	2,500,397.13	0.00	11,644,157.16	711,600.00	1,635,047.20	22,652,245.14	0.00	75,928,675.19	76,018,234.00	89,558.81	23,454,201.52
258	FEDERAL COLLEGE OF AGRICULTURE - AKURE	12,677,968.80	6,102,987.47	3,524,495.00	3,072,681.05	0.00	10,078,984.18	5,117,962.09	4,841,555.00	20,211,169.51	0.00	65,627,803.10	70,077,425.00	4,449,621.90	24,047,774.44
259	"FEDERAL COLLEGE OF AGRICULTURE, MOORE PLANTATION-IBADAN"	9,857,497.30	3,446,404.10	7,702,232.50	1,847,725.00	1,016,267.50	137,625.00	0.00	1,188,000.00	7,264,071.63	0.00	32,459,823.03	24,976,112.00	-7,483,711.03	23,646,719.00
260	"FEDERAL COLLEGE OF AGRICULTURE - ISHAGU"	9,724,594.67	0.00	588,400.00	0.00	0.00	0.00	0.00	11,800,400.00	0.00	0.00	22,113,394.67	24,896,330.00	2,782,935.33	22,822,987.45
261	"FEDERAL COLLEGE OF FRESH WATER FISHERIES TECHNOLOGY - NEW BUSSA"	5,746,000.00	2,929,967.70	486,720.00	853,200.00	592,000.00	4,848,629.00	300,000.00	15,226.00	2,299,550.00	0.00	18,071,292.70	20,090,651.00	2,019,358.30	12,753,758.59
262	"FEDERAL COLLEGE OF ANIMAL HEALTH AND PRODUCTION TECHNOLOGY - VOM"	22,225,385.00	11,774,583.32	56,888,231.08	7,927,505.50	3,050,977.00	13,619,540.00	6,368,100.00	1,658,700.00	33,696,353.72	0.00	157,209,375.62	157,559,254.00	349,878.38	20,792,568.54
263	"COLLEGE OF VETERINARY AND MEDICAL LABORATORY TECHNOLOGY - VOM"	9,736,594.45	1,762,652.93	1,729,357.14	1,479,040.00	4,934,610.06	3,060,916.68	1,420,000.00	1,917,551.22	4,442,368.10	0.00	30,483,090.58	26,006,133.00	-4,476,957.58	30,640,231.31
264	"FEDERAL COLLEGE OF FRESH WATER FISHERIES - BAGA"	11,623,491.24	847,779.59	3,044,503.76	3,026,293.76	0.00	3,270,836.88	1,445,000.00	1,675,530.52	3,294,007.81	0.00	28,227,443.56	31,637,337.00	3,409,893.44	18,129,673.95
265	"FEDERAL COLLEGE OF FISHERIES AND MARINE TECHNOLOGY - LAGOS"	5,880,400.00	1,469,400.00	3,491,900.00	3,906,500.00	0.00	3,543,200.00	384,500.00	1,073,000.00	1,298,400.00	0.00	21,047,300.00	23,763,838.00	2,716,538.00	24,762,571.03
266	FEDERAL CO-OPERATIVE COLLEGE-IBADAN	258,463.36	0.00	0.00	3,208,152.71	0.00	3,853,559.84	0.00	258,375.00	0.00	0.00	7,578,550.91	7,032,713.00	-545,837.91	6,462,965.00
267	FEDERAL CO-OPERATIVE COLLEGE-KADUNA	2,319,000.00	5,045,779.26	0.00	3,350,000.00	0.00	3,201,409.73	0.00	0.00	0.00	0.00	13,916,188.99	7,032,750.00	-6,883,438.99	7,814,450.03
268	FEDERAL CO-OPERATIVE COLLEGE-OJI RIVER	2,073,000.00	746,000.00	1,072,000.00	990,000.00	0.00	655,000.00	0.00	780,000.00	0.00	0.00	6,316,000.00	7,032,749.00	716,749.00	8,092,000.00
269	"FEDERAL COLLEGE OF LAND RESOURCES TECHNOLOGY - OWERRI"	2,049,000.00	0.00	610,700.00	2,362,700.00	0.00	5,829,000.00	0.00	2,904,191.00	3,310,600.00	0.00	17,066,191.00	18,016,520.00	950,329.00	17,221,498.00
270	"FEDERAL COLLEGE OF LAND RESOURCES TECHNOLOGY, KURU - JOS"	5,009,000.00	1,252,000.00	2,666,000.00	5,574,500.00	607,000.00	6,837,062.50	624,000.00	1,670,000.00	2,014,500.00	0.00	26,254,062.50	21,292,391.00	-4,961,671.50	24,084,500.98
271	"FEDERAL COLLEGE OF HORTICULTURE, DADIN-KOWA, GOMBE"	1,640,000.00	700,000.00	1,630,000.00	3,045,600.00	1,008,120.00	3,330,000.00	838,520.00	3,920,960.00	200,000.00	0.00	16,313,200.00	18,396,286.00	2,083,086.00	31,662,325.00



NOTE 15
OVERHEAD COST -- Contd.

S/N	MDA	TRAVEL & TRANSPORT - GENERAL	UTILITIES - GENERAL	MATERIALS & SUPPLIES - GENERAL	MAINTENANCE SERVICES - GENERAL	TRAINING - GENERAL	OTHER SERVICES - GENERAL	CONSULTING & PROFESSIONAL SERVICES - GENERAL	FUEL & LUBRICANTS - GENERAL	MISCELLANEOUS EXPENSES GENERAL	RESEARCH AND DEVELOPMENT (R&D) - EXPENSE	TOTAL OVERHEAD COST	BUDGET	VARIANCE	2019
		220201	220202	220203	220204	220205	220206	220207	220208	220210	230501	220201 - 220208, 220210 & 230501			
		N	N	N	N	N	N	N	N	N	N	N	N	N	N
272	"NATIONAL AGRICULTURAL INSURANCE CORPORATION (NAIC)"	0.00	0.00	0.00	0.00	0.00	0.00	0.00	0.00	0.00	0.00	0.00	-	0.00	-
273	NIGERIAN INSTITUTE OF ANIMAL SCIENCE	12,806,204.84	6,093,260.00	4,425,070.00	7,696,544.13	8,603,738.00	4,147,900.00	5,200,905.50	6,154,958.77	11,270,661.88	0.00	66,399,243.12	74,143,911.00	7,744,667.88	59,009,836.52
274	"NIGERIAN INSTITUTE OF SOIL SCIENCE (NISS) HQTRS"	3,281,900.00	1,563,470.00	3,418,300.00	1,979,050.00	5,469,800.00	9,000,000.00	2,000,000.00	3,656,375.00	12,132,600.03	0.00	42,501,495.03	47,894,629.00	5,393,133.97	33,590,605.10
275	"NIGERIA STORED PRODUCTS RESEARCH, ILORIN"	13,456,656.41	2,985,603.00	4,517,839.76	9,089,635.00	1,324,700.00	12,052,531.84	10,491,237.50	6,666,933.70	1,190,162.50	0.00	61,775,299.71	53,660,082.00	-8,115,217.71	74,684,329.44
276	NATIONAL AGRICULTURE SEEDS COUNCIL	1,351,250.00	1,005,875.00	269,000.00	278,125.00	0.00	14,469,892.67	2,747,500.03	1,749,125.00	0.00	0.00	21,870,767.70	23,420,598.00	1,549,830.30	23,589,019.87
277	"NIGERIA AGRICULTURAL QUARANTINE SERVICE"	878,800.00	105,000.00	941,000.00	1,615,300.00	4,571,800.00	15,274,000.00	397,750.00	760,000.00	0.00	0.00	24,543,650.00	38,583,169.00	14,039,519.00	39,347,716.80
278	"AGRICULTURAL RESEARCH COUNCIL OF NIGERIA"	8,352,164.03	2,772,663.34	6,709,720.00	5,995,570.10	230,000.00	6,051,507.73	1,346,019.74	3,963,323.66	7,717,920.55	0.00	43,138,889.15	49,166,849.00	6,027,959.85	46,080,038.02
279	"OFFICE OF THE PERMANENT REPRESENTATIVE TO FAO"	0.00	0.00	0.00	0.00	0.00	0.00	0.00	0.00	0.00	59,979,209.00	59,979,209.00	19,301,132.00	-40,678,077.00	-
280	LAKE CHAD RESEARCH INSTITUTE MAIDUGURI	6,289,600.00	1,556,894.30	1,205,867.50	1,576,128.57	0.00	8,191,095.33	3,799,337.69	2,624,484.01	10,692,520.28	0.00	35,935,927.68	26,013,409.00	-9,922,518.68	15,520,217.03
281	"NIGERIA INSTITUTE OF OCEANOGRAPHY AND MARINE RESEARCH"	19,997,056.45	4,972,858.26	4,066,836.80	17,523,009.89	0.00	12,570,064.35	5,304,840.29	1,015,160.00	50,393,067.47	0.00	115,842,893.51	133,139,392.00	17,296,498.49	87,651,656.17
282	"FEDERAL UNIVERSITY OF AGRICULTURE, ABEOKUTA"	35,777,068.35	21,931,722.09	151,691,782.74	116,316,626.17	17,332,846.08	71,227,759.75	160,103,797.20	155,169,906.35	165,632,307.99	0.00	895,183,816.72	924,578,646.00	29,394,829.28	73,759,402.84
283	"FEDERAL UNIVERSITY OF AGRICULTURE, MAKURDI"	0.00	5,691,595.49	11,935,142.00	6,632,565.64	757,600.00	5,968,175.00	819,250.00	1,553,320.00	33,245,748.73	0.00	66,603,396.86	74,369,633.00	7,766,236.14	62,983,692.11
284	"MICHAEL OKPARA UNIVERSITY OF AGRICULTURE, UMUDIKE"	166,768,866.31	94,553,478.43	312,986,025.23	70,087,859.04	4,398,800.00	104,243,639.46	47,755,833.06	84,522,363.60	206,801,875.43	0.00	1,092,118,740.56	1,100,213,463.00	8,094,722.44	1,655,440,039.23
285	"FEDERAL MINISTRY OF FINANCE, BUDGET AND NATIONAL PLANNING - HQTRS"	407,994,225.12	99,146,179.73	146,621,056.88	244,758,275.26	187,733,526.71	47,300,976.30	79,004,780.19	84,413,213.75	540,428,908.72	0.00	1,837,401,142.66	1,675,229,985.00	-162,171,157.66	1,520,588,667.99
286	DEBT MANAGEMENT OFFICE	11,736,160.36	3,247,790.76	3,907,054.67	4,556,548.94	9,719,171.70	30,801,963.50	2,961,011.61	6,490,000.00	19,561,956.85	0.00	92,981,658.39	2,951,817,315,408.00	2,951,724,333,749.61	64,030,041.04
287	INVESTMENT AND SECURITIES TRIBUNAL	120,011,579.85	14,678,872.08	113,918,694.60	23,992,541.56	15,610,520.41	50,577,661.60	11,879,079.49	24,279,796.48	73,154,630.34	0.00	448,103,376.41	91,072,399.00	-357,030,977.41	107,882,645.72
288	"OFFICE OF THE ACCOUNTANT-GENERAL OF THE FEDERATION"	98,329,613.77	700,650,676.89	67,986,693.52	28,307,939.56	24,963,428.58	46,293,617.89	12,637,310.14	16,518,612.59	77,405,548,585.96	0.00	78,401,236,478.90	447,849,693.00	-77,953,386,785.90	389,076,465,535.17
289	FPO ABAKALIKI	175,111.82	70,000.00	422,555.91	282,555.92	0.00	252,000.00	0.00	100,000.00	10,555.91	0.00	1,312,779.56	1,477,891.00	165,111.44	1,437,480.00
290	FPO ABEOKUTA	112,000.00	101,000.00	370,000.00	327,000.00	0.00	221,000.00	0.00	143,000.00	38,000.00	0.00	1,312,000.00	1,477,891.00	165,891.00	1,430,500.00
291	FPO ADO-EKITI	175,000.00	108,000.00	295,000.00	257,000.00	0.00	291,500.00	0.00	150,000.00	40,000.00	0.00	1,316,500.00	1,477,891.00	161,391.00	1,431,000.00
292	FPO AKURE	175,400.00	114,700.00	326,000.00	327,450.00	0.00	298,700.00	0.00	147,700.00	8,500.00	0.00	1,398,450.00	1,477,891.00	79,441.00	1,059,100.00
293	FPO ASABA	256,000.00	169,000.00	211,000.00	323,000.00	0.00	157,000.00	0.00	130,000.00	64,000.00	0.00	1,310,000.00	1,477,891.00	167,891.00	1,474,168.00
294	FPO AWKA	175,000.00	84,000.00	299,000.00	284,000.00	0.00	310,000.00	0.00	150,000.00	7,000.00	0.00	1,309,000.00	1,477,891.00	168,891.00	1,435,500.00
295	FPO BAUCHI	230,000.00	119,500.00	253,000.00	178,052.72	0.00	296,947.28	0.00	188,000.00	47,000.00	0.00	1,312,500.00	1,477,891.00	165,391.00	1,559,765.00
296	FPO BENIN	180,000.00	0.00	330,000.00	262,500.00	0.00	360,000.00	0.00	180,000.00	0.00	0.00	1,312,500.00	1,477,891.00	165,391.00	1,438,000.00
297	FPO BIRNI-KEBI	175,000.00	80,000.00	369,000.00	289,000.00	0.00	278,000.00	0.00	100,000.00	18,000.00	0.00	1,309,000.00	1,477,891.00	168,891.00	1,251,500.00
298	FPO CALABAR	175,411.00	96,536.00	332,024.00	319,774.00	0.00	359,560.00	0.00	153,180.00	40,066.00	0.00	1,476,551.00	1,477,891.00	1,340.00	1,438,700.00
299	FPO DAMATURU	196,000.00	75,000.00	296,000.00	263,000.00	0.00	284,000.00	0.00	167,000.00	29,000.00	0.00	1,310,000.00	1,477,891.00	167,891.00	1,437,000.00
300	FPO DUTSE	195,800.00	127,300.00	339,100.00	339,000.00	0.00	370,000.00	0.00	151,000.00	51,000.00	0.00	1,573,200.00	1,477,891.00	-95,309.00	1,435,000.00
301	FPO ENUGU	135,000.00	115,100.00	330,550.00	292,500.00	0.00	264,250.00	0.00	137,300.00	30,000.00	0.00	1,304,700.00	1,477,891.00	173,191.00	1,430,000.00
302	FPO GOMBE	190,000.00	90,000.00	328,000.00	276,000.00	0.00	290,000.00	0.00	118,000.00	20,000.00	0.00	1,312,000.00	1,477,891.00	165,891.00	1,433,000.00
303	FPO GUSIA	155,321.25	105,474.50	296,639.55	302,409.75	0.00	260,282.05	0.00	137,333.25	39,736.00	0.00	1,297,196.35	1,477,891.00	180,694.65	1,420,850.16
304	FPO IBADAN	147,000.00	85,700.00	320,320.00	308,030.00	0.00	271,000.00	0.00	143,700.00	37,000.00	0.00	1,312,750.00	1,477,891.00	165,141.00	1,432,315.00
305	FPO ILORIN	180,000.00	0.00	442,555.91	247,667.73	0.00	360,000.00	0.00	82,555.91	0.00	0.00	1,312,779.55	1,477,891.00	165,111.45	1,203,467.01
306	FPO JALINGO	175,000.00	112,000.00	328,000.00	318,000.00	0.00	261,000.00	0.00	117,000.00	0.00	0.00	1,311,000.00	1,477,891.00	166,891.00	1,435,400.00
307	FPO JOS	165,000.00	73,000.00	442,500.00	262,500.00	0.00	180,000.00	0.00	179,500.00	9,500.00	0.00	1,312,000.00	1,477,891.00	165,891.00	1,438,700.00
308	FPO KADUNA	203,000.00	35,000.00	255,500.00	328,000.00	0.00	314,000.00	0.00	149,000.00	27,000.00	0.00	1,311,500.00	1,477,891.00	166,391.00	1,433,400.00
309	FPO KANO	170,000.00	105,000.00	298,000.00	297,000.00	0.00	276,000.00	0.00	144,000.00	24,000.00	0.00	1,312,000.00	1,477,891.00	165,891.00	1,436,000.00
310	FPO KATSINA	168,500.00	79,500.00	309,500.00	325,500.00	0.00	285,000.00	0.00	144,500.00	0.00	0.00	1,312,500.00	1,477,891.00	165,391.00	1,432,000.00
311	FPO LAFIA	179,000.00	104,700.00	442,000.00	132,800.00	0.00	396,900.00	0.00	26,200.00	29,100.00	0.00	1,310,700.00	1,477,891.00	167,191.00	1,436,500.00
312	FPO LAGOS I	276,676.00	109,500.00	331,000.00	2,783,372.00	115,000.00	315,500.00	0.00	1,781,080.00	10,000.00	0.00	5,722,128.00	1,477,891.00	-4,244,237.00	8,080,500.00
313	FPO LAGOS II	166,400.00	82,000.00	295,500.00	356,000.00	0.00	276,000.00	0.00	120,000.00	16,000.00	0.00	1,311,900.00	1,477,891.00	165,991.00	1,435,901.00
314	FPO LOKOJA	252,578.06	78,400.00	398,000.00	310,300.00	0.00	270,600.00	0.00	157,000.00	25,000.00	0.00	1,491,878.06	1,477,891.00	-13,987.06	1,425,815.00



NOTE 15
OVERHEAD COST -- Contd.

S/N	MDA	TRAVEL & TRANSPORT - GENERAL	UTILITIES - GENERAL	MATERIALS & SUPPLIES - GENERAL	MAINTENANCE SERVICES - GENERAL	TRAINING - GENERAL	OTHER SERVICES - GENERAL	CONSULTING & PROFESSIONAL SERVICES - GENERAL	FUEL & LUBRICANTS - GENERAL	MISCELLANEOUS EXPENSES GENERAL	RESEARCH AND DEVELOPMENT (R&D) - EXPENSE	TOTAL OVERHEAD COST	BUDGET	VARIANCE	2019
		220201	220202	220203	220204	220205	220206	220207	220208	220210	230501	220201 - 220208, 220210 & 230501			
		N	N	N	N	N	N	N	N	N	N	N	N	N	N
315	FPO MAIDUGURI	82,300.00	30,000.00	441,500.00	217,800.00	0.00	360,000.00	0.00	179,500.00	1,550.00	0.00	1,312,650.00	1,477,891.00	165,241.00	1,438,000.00
316	FPO MAKURDI	167,245.00	110,524.57	319,535.00	262,285.00	0.00	297,575.00	0.00	113,110.00	35,125.00	0.00	1,305,599.57	1,477,891.00	172,491.43	1,422,985.94
317	FPO MINNA	6,868,280.00	1,114,100.00	243,336,433.00	4,528,994.00	0.00	1,228,500.00	100,000.00	2,388,150.00	369,000.00	0.00	259,933,457.00	1,477,891.00	-258,455,566.00	383,423,398.48
318	FPO OSOGBO	190,000.00	119,849.00	299,515.00	286,151.00	0.00	214,000.00	0.00	158,000.00	44,124.00	0.00	1,311,639.00	1,477,891.00	166,252.00	1,438,000.00
319	FPO OWERRI	169,000.00	77,000.00	301,000.00	268,000.00	0.00	292,000.00	0.00	141,000.00	46,000.00	0.00	1,294,000.00	1,477,891.00	183,891.00	1,430,500.00
320	FPO PORT-HARCOURT	256,000.00	78,665.00	179,440.00	343,570.00	0.00	366,945.00	0.00	40,275.00	45,470.00	0.00	1,310,365.00	1,477,891.00	167,526.00	1,437,500.00
321	FPO SOKOTO	155,814.15	104,214.87	302,507.55	305,458.99	0.00	265,520.00	0.00	136,556.16	40,457.15	0.00	1,310,528.87	1,477,891.00	167,362.13	1,431,311.73
322	FPO UMUAHA	175,410.74	107,841.00	334,283.26	209,944.34	0.00	298,087.98	0.00	153,843.08	26,936.24	0.00	1,306,346.64	1,477,891.00	171,544.36	1,436,834.60
323	FPO UYO	180,000.00	82,500.00	360,000.00	262,500.00	0.00	247,700.00	0.00	180,000.00	0.00	0.00	1,312,700.00	1,477,891.00	165,191.00	1,439,900.00
324	FPO YENOGGA	256,000.00	173,000.00	339,000.96	119,000.00	0.00	189,000.00	0.00	122,000.00	53,000.00	0.00	1,251,000.96	1,477,891.00	226,890.04	1,495,291.00
325	FPO YOLA	0.00	0.00	0.00	0.00	0.00	0.00	0.00	0.00	0.00	0.00	0.00	1,477,891.00	1,477,891.00	165,637,489.72
326	SUB-TREASURER OF THE FEDERATION	98,375.86	153,433.75	456,411.00	341,541.09	0.00	54,000.00	0.00	155,773.13	50,323.31	0.00	1,309,858.14	1,477,891.00	168,032.86	1,432,262.00
327	FEDERAL TREASURY ACADEMY OROZO	94,000.00	307,000.00	190,000.00	463,000.00	0.00	370,000.00	0.00	460,000.00	222,667.00	0.00	2,106,667.00	2,216,837.00	110,170.00	2,153,610.00
328	ZONAL OFFICE ENUGU	171,000.00	88,000.00	298,000.00	267,000.00	0.00	295,000.00	0.00	140,000.00	32,000.00	0.00	1,291,000.00	1,477,891.00	186,891.00	1,416,000.00
329	ZONAL OFFICE IBADAN	254,000.00	89,000.00	271,000.00	272,000.00	0.00	260,000.00	0.00	134,000.00	30,000.00	0.00	1,310,000.00	1,477,891.00	167,891.00	1,437,800.00
330	ZONAL OFFICE JOS	165,000.00	73,000.00	442,500.00	262,500.00	0.00	180,000.00	0.00	179,500.00	9,500.00	0.00	1,312,000.00	1,477,891.00	165,891.00	1,438,000.00
331	ZONAL OFFICE KADUNA	220,000.00	116,500.00	269,000.00	272,000.00	0.00	246,000.00	0.00	147,740.00	39,500.00	0.00	1,310,740.00	1,477,891.00	167,151.00	1,437,600.00
332	ZONAL OFFICE MAIDUGURI	175,000.00	0.00	446,000.00	251,000.00	0.00	360,000.00	0.00	80,000.00	0.00	0.00	1,312,000.00	1,477,891.00	165,891.00	1,973,000.00
333	ZONAL OFFICE PORTHARCOURT	175,400.00	92,594.50	200,500.00	308,500.00	0.00	384,000.00	0.00	147,300.00	0.00	0.00	1,308,294.50	1,477,891.00	169,596.50	1,437,000.00
334	"PENSION TRANSITIONAL ARRANGEMENT DEPARTMENT (PTAD) HQTRS"	100,493,727.28	6,139,350.00	37,727,452.28	33,833,346.51	59,233,929.60	83,922,719.59	3,791,395.25	5,926,000.00	107,978,328.20	0.00	439,046,248.71	536,073,335.00	97,027,086.29	413,306,071.71
335	BUDGET OFFICE OF THE FEDERATION	76,470,336.99	61,703,017.98	70,905,578.40	31,886,599.35	34,741,000.00	15,364,530.48	9,271,032.24	54,287,132.00	686,357,523.16	0.00	1,040,986,750.60	1,043,153,859.00	2,167,108.40	637,918,941.29
336	SERVICE WIDE VOTE	0.00	0.00	0.00	0.00	0.00	0.00	0.00	0.00	0.00	0.00	0.00	475,908,728,590.00	475,908,728,590.00	-
337	"CENTRE FOR MANAGEMENT DEVELOPMENT"	46,310,621.78	27,529,574.89	10,330,746.81	42,243,165.97	249,200,319.76	53,825,518.78	9,869,522.32	8,491,498.00	31,083,779.97	0.00	478,884,748.28	139,654,214.00	-339,230,534.28	964,024,419.83
338	NATIONAL BUREAU OF STATISTICS	75,267,952.22	31,188,604.31	15,586,082.81	56,354,931.79	11,022,428.35	28,889,245.28	7,977,000.00	9,843,547.73	27,917,429.26	0.00	264,047,221.75	295,587,034.00	31,539,812.25	289,243,825.90
339	"NIGERIA INSTITUTE OF SOCIAL AND ECONOMIC RESEARCH"	16,640,400.79	13,391,924.38	1,891,012.79	4,056,408.12	6,755,130.00	20,134,320.90	4,299,434.86	3,534,274.00	17,004,759.56	0.00	87,707,665.40	101,458,044.00	13,750,378.60	96,859,584.59
340	BUDGET OFFICE OF THE FEDERATION	0.00	0.00	0.00	0.00	0.00	0.00	0.00	0.00	0.00	0.00	0.00	-	0.00	949,654,508.56
341	"FEDERAL MINISTRY OF INDUSTRY, TRADE AND INVESTMENT - HQTRS"	167,480,505.03	48,727,832.86	57,594,465.51	39,416,306.45	77,009,600.00	71,227,344.00	3,730,600.00	47,122,892.85	78,465,460.58	0.00	590,775,007.28	521,920,373.00	-68,854,634.28	655,147,647.79
342	"STANDARD ORGANIZATION OF NIGERIA"	548,193,281.00	99,502,150.00	173,160,178.00	662,849,825.00	2,893,616,459.20	214,619,692.00	262,205,390.00	119,394,891.00	1,318,279,779.78	0.00	6,291,821,645.98	122,791,225.00	-6,169,030,420.98	123,290,479.08
343	"NATIONAL AUTOMOTIVE DESIGN & DEVELOPMENT COUNCIL (NADDCC) HQTRS"	0.00	0.00	0.00	0.00	0.00	0.00	0.00	0.00	0.00	0.00	0.00	3,594,150.00	3,594,150.00	-
344	INDUSTRIAL TRAINING FUND	19,471,705.70	0.00	0.00	0.00	0.00	0.00	0.00	0.00	0.00	0.00	19,471,705.70	19,471,705.70	0.00	-
345	"NIGERIAN EXPORT PROMOTION COUNCIL"	1,082,077,939.62	83,060,969.91	382,617,873.42	79,794,771.61	45,860,122.19	259,133,438.10	22,784,342.19	34,534,236.65	996,855,075.88	0.00	2,986,718,769.57	30,350,277.00	-2,956,368,492.57	22,221,566.34
346	"FINANCIAL REPORTING COUNCIL OF NIGERIA"	0.00	0.00	0.00	0.00	0.00	0.00	0.00	0.00	0.00	0.00	0.00	-	0.00	39,222,541.69
347	"NIGERIAN EXPORT PROCESSING ZONES AUTHORITY"	497,392,860.56	84,509,322.14	69,410,726.71	154,166,759.80	262,044,074.97	119,712,744.71	127,352,430.22	84,362,352.18	671,336,694.44	0.00	2,070,287,965.73	2,070,287,965.73	0.00	-
348	CONSUMER PROTECTION COUNCIL	88,500,815.65	16,287,771.00	132,870,109.69	22,021,598.67	25,520,110.00	240,534,039.77	33,848,479.56	23,226,427.00	237,679,724.54	0.00	820,489,075.88	192,081,929.00	-628,407,146.88	187,129,363.44
349	"LAGOS INTERNATIONAL TRADE FAIR COMPLEX MANAGEMENT BOARD"	20,780,028.51	1,048,584.72	550,725.00	3,929,100.00	524,800.00	0.00	5,506,600.00	2,416,800.00	19,215,500.00	0.00	53,972,138.23	60,958,969.00	6,986,830.77	50,748,545.71
350	FEDERAL PRODUCE INSPECTION	46,008,333.32	9,000,000.00	0.00	7,649,200.00	0.00	528,800.00	106,202,000.00	8,145,200.00	0.00	0.00	177,533,533.32	75,553,778.00	-101,979,755.32	44,495,600.00
351	"EXTERNAL TRADE SECTOR, GENEVA (WTO)"	0.00	0.00	0.00	0.00	0.00	0.00	0.00	0.00	0.00	0.00	0.00	30,973,894.00	30,973,894.00	-
352	"OIL AND GAS FREE ZONES AUTHORITY, NIGERIA (OGFZA)"	5,453,370.07	6,748,200.00	4,516,800.00	12,033,327.50	11,061,855.91	7,796,000.00	2,214,000.00	8,245,000.00	1,335,824.28	0.00	59,404,377.76	69,285,887.00	9,881,509.24	44,784,358.97
353	"TAFAWA BALEWA SQUARE MANAGEMENT BOARD"	18,936,680.00	33,791,874.69	10,709,848.22	25,330,055.07	1,599,193.53	51,882,535.00	13,213,401.58	15,262,599.60	38,496,132.71	0.00	209,222,320.40	48,503,335.00	-160,718,985.40	287,565,296.70
354	"NIGERIA COMMODITY EXCHANGE (NCX)"	6,965,714.08	4,572,964.17	1,188,540.00	1,278,800.00	19,398,802.67	8,137,642.54	4,784,870.00	3,570,376.64	12,483,549.40	0.00	62,381,259.50	69,639,500.00	7,258,240.50	47,922,116.23



NOTE 15														
OVERHEAD COST -- Contd.														
S/N	MDA	TRAVEL & TRANSPORT - GENERAL	UTILITIES - GENERAL	MATERIALS & SUPPLIES - GENERAL	MAINTENANCE SERVICES - GENERAL	TRAINING - GENERAL	OTHER SERVICES - GENERAL	CONSULTING & PROFESSIONAL SERVICES - GENERAL	FUEL & LUBRICANTS - GENERAL	MISCELLANEOUS EXPENSES GENERAL	RESEARCH AND DEVELOPMENT (R&D) - EXPENSE	TOTAL OVERHEAD COST	BUDGET	VARIANCE
		220201	220202	220203	220204	220205	220206	220207	220208	220210	230501	220201 - 220208, 220210 & 230501		2019
		N	N	N	N	N	N	N	N	N	N	N	N	N
355	NIGERIA TRADE OFFICE, TAIWAN	0.00	0.00	0.00	0.00	0.00	0.00	0.00	0.00	0.00	0.00	0.00	5,668,149.00	5,668,149.00
356	NIGERIA TRADE OFFICE, CHINA	0.00	0.00	0.00	0.00	0.00	0.00	0.00	0.00	0.00	0.00	0.00	7,294,014.00	7,294,014.00
357	SMEDAN - HQTRS	30,207,786.60	3,300,402.61	2,839,000.00	4,069,026.91	4,002,000.00	26,567,492.23	4,833,431.15	7,929,205.00	29,781,955.93	0.00	113,530,300.43	132,670,864.00	19,140,563.57
358	"NIGERIAN INVESTMENT PROMOTION COUNCIL HQTRS"	29,770,798.90	0.00	0.00	0.00	10,532,700.00	0.00	0.00	0.00	0.00	0.00	40,303,498.90	181,750,713.00	141,447,214.10
359	"NIGERIA OFFICE FOR TRADE NEGOTIATION (NOTS) ABUJA"	24,406,598.58	9,057,500.22	13,182,410.00	6,847,077.75	11,451,050.00	2,709,874.52	2,132,500.00	2,998,000.00	23,074,400.00	0.00	95,859,411.07	102,631,343.00	6,771,931.93
360	"FEDERAL MINISTRY OF LABOUR AND EMPLOYMENT - HQTRS"	165,935,100.00	788,500.00	40,142,683.00	18,551,228.00	44,067,100.00	34,707,862.97	3,957,400.00	20,843,400.00	97,647,894.52	0.00	426,641,168.49	474,558,961.00	47,917,792.51
361	INDUSTRIAL ARBITRATION PANEL	10,599,910.00	5,684,700.00	6,773,387.50	8,462,500.00	4,800,544.20	30,877,312.50	148,222,277.65	2,653,622.00	9,451,945.50	0.00	227,526,199.35	89,529,522.00	-137,996,677.35
362	"MICHAEL IMODU INSTITUTE OF LABOUR STUDIES"	10,002,392.00	1,247,000.00	4,288,287.02	9,666,005.41	5,031,858.14	6,222,755.01	4,289,275.00	6,499,149.99	9,147,116.99	0.00	56,393,839.56	63,489,736.00	7,095,896.44
363	NATIONAL PRODUCTIVITY CENTRE	8,520,080.00	4,285,800.00	10,413,077.91	1,700,750.00	1,672,000.00	56,531,729.60	2,299,200.00	974,600.00	23,243,120.90	0.00	109,640,358.41	124,543,195.00	14,902,836.59
364	"NATIONAL DIRECTORATE OF EMPLOYMENT"	45,140,833.82	6,972,225.68	18,829,734.76	25,304,497.35	2,419,243.00	36,396,694.63	13,877,260.48	11,387,994.31	3,534,928,623.93	0.00	3,695,257,107.96	3,701,545,267.00	6,288,159.04
365	GENEVA LABOUR DESK OFFICE	0.00	0.00	0.00	0.00	0.00	0.00	0.00	0.00	0.00	0.00	0.00	162,978,583.00	162,978,583.00
366	"FEDERAL MINISTRY OF SCIENCE AND TECHNOLOGY - HQTRS"	87,711,402.16	71,206,322.87	104,107,040.32	80,234,737.13	138,596,898.41	39,252,715.20	58,640,420.67	27,270,904.19	261,376,037.72	0.00	868,396,478.67	145,158,423.00	-723,238,055.67
367	"NATIONAL AGENCY FOR SCIENCE AND ENGINEERING INFRASTRUCTURES HQTRS"	6,923,800.00	8,271,338.01	4,670,075.00	5,220,680.00	4,613,670.62	16,683,736.52	4,095,993.00	11,019,070.00	8,551,071.75	0.00	70,049,434.90	75,379,597.00	5,330,162.10
368	"SHEDA SCIENCE AND TECHNOLOGY COMPLEX - ABUJA"	18,527,724.94	3,462,133.29	3,302,370.00	12,929,699.80	0.00	13,156,770.00	2,014,700.00	8,854,863.00	18,554,323.42	0.00	80,802,584.45	90,320,397.00	9,517,812.55
369	"NIGERIA NATURAL MEDICINE DEVELOPMENT AGENCY"	12,422,152.18	3,118,873.90	3,874,460.02	3,888,835.75	848,000.00	3,200,000.00	0.00	4,392,585.40	4,901,064.98	0.00	36,645,972.23	41,255,473.00	4,609,500.77
370	"NATIONAL SPACE RESEARCH AND DEVELOPMENT AGENCY - ABUJA"	15,375,493.50	22,025,222.63	10,632,809.97	14,425,974.50	6,806,680.00	15,407,320.62	285,000.00	12,478,312.50	13,134,068.63	0.00	110,570,882.35	113,524,274.00	2,953,391.65
371	"CENTRE FOR ATMOSPHERIC RESEARCH - ANYIGBA, KOGI STATE"	4,464,800.00	581,500.00	765,000.00	2,456,350.00	1,638,302.00	3,630,965.12	0.00	431,600.00	979,000.00	0.00	14,947,517.12	16,944,210.00	1,996,692.88
372	"ADVANCED SPACE TECHNOLOGY APPLICATION LABORATORY UYO AKWA IBOM STATE"	5,290,562.54	528,000.00	1,539,100.00	2,012,468.14	901,610.00	405,000.00	150,000.00	860,000.00	3,361,880.00	0.00	15,048,620.68	16,944,193.00	1,895,572.32
373	"CENTRE FOR GEODESY AND GEODYNAMICS - TORO BAUCHI STATE"	6,345,350.00	2,067,150.00	1,798,700.00	4,022,176.20	1,347,600.00	3,680,650.00	2,607,300.00	1,432,044.38	3,443,500.00	0.00	26,744,470.58	29,311,723.00	2,567,252.42
374	"AFRICAN REGIONAL CENTRE FOR SPACE EDUCATION - ILE IFE, OSUN STATE"	1,801,110.00	359,006.70	-10,555.00	946,360.00	1,388,100.00	45,000.00	0.00	81,100.00	-8,030,317.55	0.00	-3,420,195.85	12,509,554.00	15,929,749.85
375	"CENTRE FOR SPACE TRANSPORT PROPULSION - EPE, LAGOS"	13,674,675.00	282,150.00	1,715,140.70	4,098,657.00	0.00	5,542,000.00	0.00	4,363,950.00	727,862.00	0.00	30,404,434.70	34,228,658.00	3,824,223.30
376	"CENTRE FOR BASIC SPACE SCIENCE NSUKKA,"	9,481,400.00	1,547,293.75	494,640.00	2,035,225.00	239,280.00	1,430,750.00	0.00	1,501,400.00	244,830.00	0.00	16,974,818.75	19,109,790.00	2,134,971.25
377	"NATIONAL CENTRE FOR REMOTE SENSING - JOS, PLATEAU STATE"	14,416,378.75	1,509,000.00	3,177,306.75	1,019,767.50	1,413,122.00	3,753,193.24	0.00	796,417.50	1,573,403.00	0.00	27,658,588.74	31,020,687.00	3,362,098.26
378	"ZONAL ADVANCE TECHNOLOGY LABORATORY - KANO, KANO STATE"	20,000.00	39,000.00	46,000.00	81,500.00	30,000.00	6,000.00	0.00	34,000.00	46,500.00	0.00	303,000.00	342,104.00	39,104.00
379	"ADVANCED AIRCRAFT ENGINEERING LABORATORY, GUSAU - ZAMFARA STATE"	19,000.00	43,000.00	42,000.00	80,000.00	42,000.00	0.00	0.00	41,000.00	33,000.00	0.00	300,000.00	342,104.00	42,104.00
380	"ADVANCED AEROSPACE ENGINE LABORATORY, OKA - ONDO STATE"	26,800.00	60,550.00	40,710.00	68,410.00	41,600.00	0.00	0.00	25,500.00	40,100.00	0.00	303,670.00	342,104.00	38,434.00
381	"ADVANCED UNMANNED AERIAL LABORATORY, UBURU - EBONYI STATE"	37,368.00	33,684.00	43,684.00	101,052.00	33,684.00	3,684.00	0.00	43,684.00	3,684.00	0.00	300,524.00	342,104.00	41,580.00
382	"NASRDA INSTITUTE OF SPACE SCIENCE & ENGINEERING, ABUJA"	47,500.00	13,600.00	161,800.00	40,100.00	0.00	13,600.00	0.00	23,800.00	3,400.00	0.00	303,800.00	342,104.00	38,304.00
383	"ZONAL ADVANCED SPACE TECHNOLOGY APPLICATION, KASHERE - GOMBE STATE"	100,000.00	33,200.00	19,600.00	40,200.00	70,000.00	0.00	0.00	59,000.00	20,000.00	0.00	342,000.00	342,104.00	104.00



NOTE 15
OVERHEAD COST -- Contd.

S/N	MDA	TRAVEL & TRANSPORT - GENERAL	UTILITIES - GENERAL	MATERIALS & SUPPLIES - GENERAL	MAINTENANCE SERVICES - GENERAL	TRAINING - GENERAL	OTHER SERVICES - GENERAL	CONSULTING & PROFESSIONAL SERVICES - GENERAL	FUEL & LUBRICANTS - GENERAL	MISCELLANEOUS EXPENSES GENERAL	RESEARCH AND DEVELOPMENT (R&D) - EXPENSE	TOTAL OVERHEAD COST	BUDGET	VARIANCE	2019
		220201	220202	220203	220204	220205	220206	220207	220208	220210	230501	220201 - 220208, 220210 & 230501			
		N	N	N	N	N	N	N	N	N	N	N	N	N	N
384	"ZONAL ADVANCE SPACE TECHNOLOGY APPLICATION, LANGTANG, PLATEAU STATE"	34,208.00	34,200.36	40,952.45	81,503.45	34,110.00	6,842.00	0.00	34,205.00	46,892.45	0.00	312,913.71	342,104.00	29,190.29	-
385	COOPERATIVE INFORMATION NETWORK	7,001,600.00	187,000.00	0.00	280,000.00	0.00	0.00	0.00	0.00	350,000.00	0.00	7,818,600.00	8,892,847.00	1,074,247.00	8,505,600.00
386	"NATIONAL BIOTECHNOLOGY DEVELOPMENT AGENCY - ABUJA"	16,438,620.00	3,900,971.01	7,552,822.81	1,654,500.00	2,130,000.00	13,502,000.00	1,949,180.00	631,000.00	8,983,300.00	0.00	56,742,393.82	63,805,412.00	7,063,018.18	58,512,777.48
387	"BIORESOURC DEVELOPMENT CENTRE ABUJA, FCT"	2,273,400.00	790,000.00	3,250,000.00	1,048,125.00	610,000.00	726,600.00	0.00	1,187,930.00	2,220,400.00	0.00	12,106,455.00	13,640,955.00	1,534,500.00	9,636,785.00
388	"BIORESOURC DEVELOPMENT CENTRE ISANLU, KOGI STATE"	888,800.00	733,800.00	1,308,750.00	643,950.00	340,000.00	689,500.00	152,500.00	286,399.70	367,600.00	0.00	5,411,299.70	6,098,231.00	686,931.30	5,708,600.00
389	"BIORESOURC DEVELOPMENT CENTRE IALINGO, TARABA STATE"	3,276,000.00	730,000.00	3,832,570.00	470,000.00	1,455,000.00	2,094,000.00	0.00	0.00	6,000.00	0.00	11,863,570.00	13,358,439.00	1,494,869.00	10,227,851.78
390	"BIORESOURC DEVELOPMENT CENTRE KATSINA, KATSINA STATE"	2,371,800.00	905,000.00	4,467,500.00	594,000.00	536,400.00	1,897,000.00	0.00	514,000.00	102,000.00	0.00	11,387,700.00	12,879,493.00	1,491,793.00	11,788,900.00
391	"BIORESOURC DEVELOPMENT CENTRE ODL, BAYELSA STATE"	3,356,500.00	1,415,400.00	2,800,000.00	1,625,700.00	1,629,700.00	1,330,000.00	0.00	1,538,700.00	600,000.00	0.00	14,296,000.00	16,144,874.00	1,848,874.00	14,825,500.00
392	"BIORESOURC DEVELOPMENT CENTRE OGBOMOSO, OYO STATE"	4,008,200.00	749,152.50	980,200.00	665,200.00	0.00	2,671,500.00	0.00	910,000.00	765,722.50	0.00	10,749,975.00	12,108,221.00	1,358,246.00	11,090,420.00
393	"BIORESOURC DEVELOPMENT CENTRE OWODE, OGUN STATE"	3,108,684.00	545,600.00	1,466,200.00	1,324,620.00	360,000.00	1,981,650.00	0.00	1,296,160.00	179,100.00	0.00	10,262,014.00	11,578,065.00	1,316,051.00	10,475,490.84
394	"BIORESOURC DEVELOPMENT CENTRE AROCHUKWU, ABIA STATE"	2,826,000.00	450,000.00	712,600.00	1,144,800.00	0.00	1,926,300.00	0.00	246,000.00	226,000.00	0.00	7,531,700.00	8,484,192.00	952,492.00	1,664,361.67
395	"BIORESOURC DEVELOPMENT CENTRE KANO, KANO STATE"	1,312,800.00	1,142,250.00	928,600.00	1,423,670.00	631,500.00	902,000.00	0.00	1,101,500.00	90,000.00	0.00	7,532,320.00	8,484,192.00	951,872.00	1,322,000.00
396	"BIORESOURC DEVELOPMENT CENTRE - EFRAYA, CROSS RIVER STATE"	952,314.77	312,300.98	1,049,467.43	134,208.24	354,489.61	547,443.89	96,138.00	334,719.84	468,795.20	0.00	4,249,877.96	4,738,068.00	488,190.04	4,472,436.69
397	"AQUATIC BIORRESOURCES TRAINING CENTRE IDAH KOGI STATE"	541,500.00	118,500.00	735,250.00	842,000.00	260,000.00	0.00	0.00	281,000.00	510,550.00	0.00	3,288,800.00	3,703,505.00	414,705.00	3,520,000.00
398	"AQUATIC BIORRESOURCES TRAINING CENTRE TUNARI TARABA STATE"	1,061,050.00	347,060.30	622,084.08	619,410.87	231,200.00	629,842.80	0.00	329,900.00	373,650.00	0.00	4,214,198.05	4,786,527.00	572,328.95	4,414,955.00
399	"AQUATIC BIORRESOURCES TRAINING CENTRE ADIABO IKOT MBO OTU CROSS RIVER STATE"	991,000.00	222,000.00	749,000.00	280,000.00	700,000.00	709,000.00	0.00	131,000.00	622,460.00	0.00	4,404,460.00	4,958,440.00	553,980.00	4,745,200.00
400	"BIORESOURC DEVELOPMENT CENTRE DAPCHI, YOBE STATE"	552,500.00	355,700.00	827,000.00	1,001,650.00	185,500.00	400,680.00	0.00	0.00	52,000.00	0.00	3,375,030.00	3,808,322.00	433,292.00	3,648,900.00
401	"BIORESOURC DEVELOPMENT CENTRE DIKWA BORNO STATE"	854,300.00	54,000.00	267,000.00	1,286,300.00	1,232,600.00	441,400.00	0.00	0.00	135,900.00	0.00	4,271,500.00	4,988,692.00	717,192.00	122,823,540.15
402	"BIORESOURC DEVELOPMENT CENTRE BILIRI GOMBE STATE"	420,000.00	418,000.00	530,000.00	508,000.00	347,000.00	543,000.00	0.00	1,106,000.00	239,000.00	0.00	4,111,000.00	4,636,186.00	525,186.00	5,005,080.00
403	"BIORESOURC DEVELOPMENT CENTRE CHIBOK, BORNO STATE"	845,000.00	241,500.00	843,800.00	155,250.00	300,000.00	591,500.00	0.00	482,700.00	439,550.00	0.00	3,899,300.00	4,027,628.00	128,328.00	3,338,550.00
404	"BIORESOURC DEVELOPMENT CENTRE, LANGTANG PLATEAU STATE"	345,200.00	1,535,000.00	800,000.00	785,000.00	0.00	635,000.00	0.00	300,000.00	255,000.00	0.00	4,655,200.00	5,241,777.00	586,577.00	33,355,800.00
405	"BIORESOURC DEVELOPMENT CENTRE MAKURDI, BENUE STATE"	558,440.00	352,890.27	807,120.00	268,580.00	310,000.00	73,500.00	0.00	355,680.00	456,560.00	0.00	3,182,770.27	3,773,345.00	590,574.73	3,592,390.00
406	"BIORESOURC DEVELOPMENT CENTRE, MICHKA ADAMAWA STATE"	1,105,000.00	455,000.00	796,000.00	675,000.00	450,000.00	760,000.00	145,000.00	150,000.00	860,000.00	0.00	5,396,000.00	5,466,345.00	70,345.00	4,692,000.00
407	"BIORESOURC DEVELOPMENT CENTRE, ILORIN KWARA STATE"	2,127,218.09	812,176.25	303,499.18	148,500.00	195,000.00	788,622.68	0.00	229,676.25	811,418.90	0.00	5,416,111.33	6,097,811.00	681,699.65	5,132,058.38
408	"BIORESOURC DEVELOPMENT CENTRE, ABAGANA ANAMBRA STATE"	868,200.00	260,000.00	1,153,000.00	126,500.00	173,250.00	700,000.00	0.00	378,000.00	752,000.00	0.00	4,410,950.00	4,966,912.00	555,962.00	4,740,200.00
409	"BIORESOURC DEVELOPMENT CENTRE, OKA AKOKO ONDO STATE"	1,630,000.00	385,500.00	430,500.00	145,000.00	334,500.00	1,015,500.00	0.00	436,000.00	0.00	0.00	4,377,000.00	4,934,950.00	557,950.00	5,385,000.10
410	"BIORESOURC DEVELOPMENT CENTRE, BOGORO, BAUCHI STATE"	131,655.31	73,358.36	116,000.00	107,290.68	18,050.04	64,000.00	0.00	142,039.20	76,851.50	0.00	729,245.09	821,053.00	91,807.91	-



NOTE 15															
OVERHEAD COST -- Contd.															
S/N	MDA	TRAVEL & TRANSPORT - GENERAL	UTILITIES - GENERAL	MATERIALS & SUPPLIES - GENERAL	MAINTENANCE SERVICES - GENERAL	TRAINING - GENERAL	OTHER SERVICES - GENERAL	CONSULTING & PROFESSIONAL SERVICES - GENERAL	FUEL & LUBRICANTS - GENERAL	MISCELLANEOUS EXPENSES GENERAL	RESEARCH AND DEVELOPMENT (R&D) - EXPENSE	TOTAL OVERHEAD COST	BUDGET	VARIANCE	2019
		220201	220202	220203	220204	220205	220206	220207	220208	220210	230501	220201 - 220208, 220210 & 230501			
		N	N	N	N	N	N	N	N	N	N	N	N	N	N
411	"BIORESOURCE DEVELOPMENT CENTRE, UBULU-UKU, DELTA STATE"	400,000.00	26,000.00	34,000.00	0.00	82,000.00	137,580.00	0.00	0.00	94,720.00	0.00	774,300.00	821,053.00	46,753.00	-
412	"BIORESOURCE DEVELOPMENT CENTRE, UBURU EBONYI STATE"	88,061.92	112,722.56	75,275.60	208,077.26	33,095.00	134,119.98	0.00	27,579.00	50,391.28	0.00	729,322.60	821,051.00	91,728.40	629,085.00
413	"BOARD FOR TECHNOLOGY BUSINESS INCUBATOR CENTRE - ABUJA"	18,854,022.54	739,480.00	3,478,309.98	6,680,288.27	0.00	4,420,904.69	680,000.00	637,900.00	12,245,053.28	0.00	47,735,958.76	53,926,175.00	6,190,216.24	44,407,037.93
414	TECHNOLOGY INCUBATION CENTRE, GOMBE	0.00	0.00	0.00	0.00	0.00	0.00	0.00	0.00	0.00	0.00	0.00	-	0.00	2,746,280.00
415	TECHNOLOGY INCUBATION CENTRE, KATSINA	0.00	0.00	0.00	0.00	0.00	0.00	0.00	0.00	0.00	0.00	0.00	-	0.00	2,876,560.00
416	TECHNOLOGY INCUBATION CENTRE, LAFA	0.00	0.00	0.00	0.00	0.00	0.00	0.00	0.00	0.00	0.00	0.00	-	0.00	2,863,980.00
417	TECHNOLOGY INCUBATION CENTRE, LOKOJA	0.00	0.00	0.00	0.00	0.00	0.00	0.00	0.00	0.00	0.00	0.00	-	0.00	2,656,130.00
418	"TECHNOLOGY INCUBATION CENTRE, MAKURDI"	0.00	0.00	0.00	0.00	0.00	0.00	0.00	0.00	0.00	0.00	0.00	-	0.00	2,993,200.00
419	NORTH WEST ZONAL OFFICE, KANO	2,324,413.75	493,000.00	227,000.00	608,800.00	355,400.00	901,600.17	8,000.00	313,390.00	944,968.00	0.00	6,176,571.92	6,842,093.00	665,521.08	7,091,410.00
420	NORTH EAST ZONAL OFFICE, BAUCHI	0.00	0.00	0.00	0.00	0.00	0.00	0.00	0.00	0.00	0.00	0.00	-	0.00	7,173,400.00
421	NORTH CENTRAL ZONAL OFFICE, MINNA	0.00	0.00	0.00	0.00	0.00	0.00	0.00	0.00	0.00	0.00	0.00	-	0.00	7,202,900.00
422	SOUTH WEST ZONAL OFFICE, LAGOS	1,145,600.00	622,000.00	1,268,300.00	690,900.00	358,000.00	132,900.00	462,800.00	280,000.00	1,058,661.75	0.00	6,019,161.75	6,842,092.00	822,930.25	7,198,100.00
423	SOUTH SOUTH ZONAL OFFICE, BENIN	1,732,252.00	285,000.00	190,000.00	340,000.00	982,095.00	250,000.00	322,800.00	0.00	1,973,633.50	0.00	6,075,780.50	6,842,092.00	766,311.50	7,900,820.00
424	SOUTH EAST ZONAL OFFICE, NNEWI	0.00	0.00	0.00	0.00	0.00	0.00	0.00	0.00	0.00	0.00	0.00	-	0.00	7,214,027.22
425	"TECHNOLOGY BUSINESS INCUBATOR CENTRE - AGEGE"	1,080,400.00	971,625.00	1,896,700.00	668,250.00	645,225.00	289,375.00	605,000.00	270,000.00	1,274,521.75	0.00	7,701,096.75	8,390,121.00	689,024.25	8,055,055.00
426	"TECHNOLOGY BUSINESS INCUBATOR CENTRE - ABA"	1,020,020.00	888,075.00	745,740.00	499,860.00	547,180.00	950,700.00	240,025.00	180,000.00	856,232.62	0.00	5,927,832.62	6,642,139.00	714,306.38	6,637,574.72
427	"TECHNOLOGY BUSINESS INCUBATOR CENTRE - KANO"	1,650,960.00	678,993.75	79,000.00	736,043.75	95,000.00	1,980,000.00	0.00	496,000.00	360,228.00	0.00	6,076,225.50	6,841,560.00	765,334.50	7,208,794.67
428	"TECHNOLOGY BUSINESS INCUBATOR CENTRE - NNEWI"	1,348,493.75	808,053.49	611,150.00	467,300.00	216,600.01	2,653,318.66	224,265.12	214,000.00	491,292.01	0.00	7,034,473.04	6,563,094.00	-471,379.04	6,310,703.61
429	"TECHNOLOGY BUSINESS INCUBATOR CENTRE - CALABAR"	937,000.00	572,500.00	631,600.00	383,000.00	610,000.00	180,000.00	364,000.00	170,500.00	726,968.75	0.00	4,575,568.75	5,109,160.00	533,591.25	4,941,780.00
430	"TECHNOLOGY BUSINESS INCUBATOR CENTRE - MINNA"	799,490.00	537,160.00	100,000.00	1,081,000.00	221,553.75	1,151,000.00	0.00	230,000.00	387,080.00	0.00	4,507,283.75	5,074,705.00	567,421.25	5,085,207.44
431	"TECHNOLOGY BUSINESS INCUBATOR CENTRE - WARRI"	1,084,233.75	385,000.00	646,000.00	438,540.00	559,000.00	825,000.00	266,000.00	235,000.00	787,620.00	0.00	5,226,393.75	5,996,410.00	770,016.25	5,731,716.00
432	"TECHNOLOGY BUSINESS INCUBATOR CENTRE - MAIDUGURI"	765,843.75	495,493.03	1,084,725.60	398,250.00	365,880.00	230,000.00	367,401.37	133,520.00	880,168.75	0.00	4,721,282.50	5,243,449.00	522,166.50	4,890,921.13
433	"TECHNOLOGY BUSINESS INCUBATOR CENTRE - GUSAU"	590,610.00	32,000.00	548,525.00	283,990.00	361,233.75	664,322.50	220,380.00	164,500.00	822,148.00	0.00	3,687,709.25	4,298,836.00	611,126.75	4,170,620.46
434	"TECHNOLOGY BUSINESS INCUBATOR CENTRE - SOKOTO"	1,289,697.60	767,917.40	405,412.00	338,300.00	568,904.00	602,968.00	63,860.00	110,860.00	574,164.00	0.00	4,722,103.00	5,329,831.00	607,728.00	5,156,430.75
435	"TECHNOLOGY BUSINESS INCUBATOR CENTRE - UYO"	731,250.00	738,660.00	1,150,475.00	105,550.00	452,153.75	240,000.00	301,120.25	213,150.00	859,640.00	0.00	4,791,999.00	5,308,158.00	516,159.00	5,490,162.11
436	"TECHNOLOGY BUSINESS INCUBATOR CENTRE - B/KEBBI"	738,760.00	689,433.75	1,137,850.00	440,400.00	571,750.00	90,300.00	297,690.00	149,000.00	750,918.00	0.00	4,866,101.75	5,484,827.00	618,725.25	5,490,162.11
437	"TECHNOLOGY BUSINESS INCUBATOR CENTRE - IGBOTAKO"	677,597.50	167,875.00	225,596.74	81,410.93	1,822,551.15	62,343.76	276,937.50	40,000.00	1,047,243.75	0.00	4,401,556.33	4,838,545.00	436,988.67	4,648,874.99
438	"TECHNOLOGY BUSINESS INCUBATOR CENTRE - BAUCHI"	1,966,668.00	272,000.00	162,900.00	551,000.00	872,400.00	343,000.00	134,000.00	34,000.00	288,000.00	0.00	4,623,968.00	5,131,569.00	507,601.00	4,921,619.99
439	"TECHNOLOGY BUSINESS INCUBATOR CENTRE - IBADAN"	1,551,160.00	315,000.00	24,500.00	799,943.75	306,577.50	1,266,027.50	56,652.50	254,925.00	297,568.00	0.00	4,872,354.25	5,247,885.00	375,530.75	5,038,430.11
440	"TECHNOLOGY BUSINESS INCUBATOR CENTRE - BENIN"	1,246,655.79	68,000.00	164,000.00	110,000.00	579,625.00	25,505.96	287,420.00	30,000.00	2,804,920.00	0.00	5,316,126.75	5,825,542.00	509,415.25	5,588,642.11
441	"TECHNOLOGY BUSINESS INCUBATOR CENTRE - OKWE ONUIMO"	1,345,720.00	230,000.00	86,000.00	640,000.00	556,353.75	855,200.00	0.00	34,000.00	232,277.00	0.00	3,979,550.75	4,480,873.00	501,322.25	4,651,087.21
442	"TECHNOLOGY BUSINESS INCUBATOR CENTRE - ABEOKUTA"	2,696,500.00	209,000.00	86,600.00	50,000.00	1,011,180.00	125,000.00	1,016,920.00	20,000.00	2,545,800.00	0.00	7,761,000.00	8,744,676.00	983,676.00	8,381,195.11



NOTE 15
OVERHEAD COST -- Contd.

S/N	MDA	TRAVEL & TRANSPORT - GENERAL	UTILITIES - GENERAL	MATERIALS & SUPPLIES - GENERAL	MAINTENANCE SERVICES - GENERAL	TRAINING - GENERAL	OTHER SERVICES - GENERAL	CONSULTING & PROFESSIONAL SERVICES - GENERAL	FUEL & LUBRICANTS - GENERAL	MISCELLANEOUS EXPENSES GENERAL	RESEARCH AND DEVELOPMENT (R&D) - EXPENSE	TOTAL OVERHEAD COST	BUDGET	VARIANCE	2019
		220201	220202	220203	220204	220205	220206	220207	220208	220210	230501	220201 - 220208, 220210 & 230501			
		N	N	N	N	N	N	N	N	N	N	N	N	N	N
443	"TECHNOLOGY BUSINESS INCUBATOR CENTRE - YOLA"	1,583,810.00	128,000.00	146,000.00	132,000.00	752,500.00	60,000.00	749,400.00	31,000.00	1,751,604.00	0.00	5,334,314.00	5,479,401.00	145,087.00	5,256,493.00
444	"TECHNOLOGY BUSINESS INCUBATOR CENTRE - JOS"	1,430,496.25	558,318.13	61,000.00	418,250.00	542,076.25	1,104,897.00	65,000.00	34,000.00	908,293.00	0.00	5,122,330.63	5,768,157.00	645,826.37	5,527,352.11
445	"TECHNOLOGY BUSINESS INCUBATOR CENTRE - YENEGOA"	2,365,693.75	243,300.00	528,300.00	870,448.75	551,200.00	50,000.00	788,760.00	275,000.00	1,352,460.00	0.00	7,023,162.50	7,194,008.00	170,845.50	7,453,805.11
446	"NATIONAL CENTRE FOR GENETIC RESEARCH AND BIOTECHNOLOGY - IBADAN"	3,952,203.40	1,315,300.00	1,051,637.50	5,762,398.00	321,439.00	300,000.00	518,000.00	322,150.00	7,560,470.00	0.00	21,103,597.90	14,037,234.00	-7,066,363.90	12,822,475.00
447	"ELECTRONICS DEVELOPMENT INSTITUTE (ELDI), AWKA"	7,283,860.00	314,500.00	434,379.30	1,749,565.85	150,000.00	5,116,736.83	390,000.00	1,238,855.72	2,577,052.50	0.00	19,254,950.20	21,383,849.00	2,128,898.80	20,245,915.21
448	"NATIONAL CENTRE FOR TECHNOLOGY MANAGEMENT, HQTRS. ILE IFE"	9,162,000.00	2,285,878.20	4,751,800.00	2,307,360.42	0.00	1,873,103.07	2,773,928.07	2,517,337.00	16,628,243.72	0.00	42,299,650.48	45,774,128.00	3,474,477.52	31,093,285.17
449	"REGIONAL CENTRE FOR TECHNOLOGY MANAGEMENT (NACETEM - LAGOS)"	3,617,200.00	329,000.00	13,000.00	393,200.00	210,000.00	3,152,797.00	813,720.00	1,027,300.00	5,174,238.25	8,139,288.05	22,869,743.30	16,583,144.00	-6,286,599.30	15,015,954.75
450	"NATIONAL ENGINEERING DESIGN AND DEVELOPMENT CENTRE -NNEWI"	2,854,200.00	929,900.00	595,000.00	2,476,710.00	8,883,620.00	3,794,500.00	14,288,597.75	2,286,200.00	4,247,611.68	60,687,040.00	101,043,379.43	21,224,540.00	-79,818,839.43	20,990,083.94
451	"CENTRE FOR SATELLITE TECHNOLOGY DEVELOPMENT - ABUJA"	9,605,126.25	5,149,201.25	5,391,551.00	3,441,542.56	7,252,725.05	1,813,224.00	1,110,000.00	688,600.00	2,970,236.73	194,340,002.29	231,762,209.13	34,432,212.00	-197,329,997.13	30,619,301.71
452	"NIGERIAN BUILDING AND ROAD RESEARCH INSTITUTE - LAGOS"	8,039,649.42	1,102,685.30	42,899,706.00	4,507,211.53	2,177,425.78	10,964,005.31	6,116,049.36	9,320,274.37	18,915,070.52	516,331,557.52	620,373,633.11	69,576,058.00	-550,797,575.11	58,502,079.87
453	PROJECT DEVELOPMENT INSTITUTE - ENUGU	6,473,878.54	5,877,348.31	3,073,035.85	2,797,600.00	0.00	13,822,896.33	4,090,807.91	3,918,994.41	20,129,470.36	6,983,400.00	67,167,431.71	62,846,281.00	-4,321,150.71	56,986,809.57
454	"NATIONAL OFFICE OF TECHNOLOGY ACQUISITION AND PROMOTION - ABUJA"	3,995,990.20	1,635,000.00	937,350.00	2,589,463.89	3,754,250.00	5,579,415.25	1,216,300.00	1,776,387.90	20,529,026.58	159,238,714.61	201,251,898.43	34,645,157.00	-166,606,741.43	28,226,550.93
455	"NATIONAL RESEARCH INSTITUTE FOR CHEMICAL TECHNOLOGY -ZARIA"	8,548,530.99	13,704,893.69	2,192,820.00	5,941,644.73	1,064,000.00	5,848,095.00	3,079,500.00	2,531,205.00	6,478,455.04	0.00	49,389,144.45	51,434,524.00	2,045,379.55	39,376,315.12
456	"NIGERIAN INSTITUTE FOR TRYPANOSOMIASIS RESEARCH - KADUNA"	10,598,553.25	2,218,134.65	1,705,030.00	1,870,235.00	2,716,803.28	8,302,822.94	100,000.00	1,363,200.00	25,066,051.10	0.00	53,940,830.22	53,329,894.00	-610,936.22	46,760,749.74
457	"FEDERAL INSTITUTE OF INDUSTRIAL RESEARCH -OSHODI"	13,804,300.00	20,212,625.24	4,742,500.00	19,763,901.54	7,152,608.26	12,291,872.12	4,933,920.00	644,000.00	24,773,552.07	152,314,879.42	260,634,158.65	262,471,712.00	1,837,553.35	108,414,926.79
458	"FEDERAL INSTITUTE OF INDUSTRIAL RESEARCH, NORTH WEST ZONAL OFFICE, KANO"	0.00	0.00	0.00	0.00	0.00	0.00	0.00	0.00	0.00	4,844,323.56	4,844,323.56	5,000,000.00	155,676.44	-
459	"FEDERAL INSTITUTE OF INDUSTRIAL RESEARCH, NORTH EAST ZONAL OFFICE, YOLA"	0.00	0.00	0.00	0.00	0.00	0.00	0.00	0.00	0.00	4,475,187.50	4,475,187.50	5,000,000.00	524,812.50	-
460	"FEDERAL INSTITUTE OF INDUSTRIAL RESEARCH, SOUTH EAST ZONAL OFFICE."	0.00	0.00	0.00	0.00	0.00	0.00	0.00	0.00	0.00	6,273,625.04	6,273,625.04	6,000,000.00	-273,625.04	-
461	"SCIENCE EQUIPMENT DEVELOPMENT INSTITUTE- ENUGU"	36,900,869.17	8,422,902.31	83,034,956.00	13,448,870.00	21,563,234.27	14,117,250.47	1,393,450.00	10,575,503.00	157,780,037.22	418,846,360.19	766,083,422.63	111,681,871.00	-654,401,551.63	94,832,838.81
462	"HYDRAULIC EQUIPMENT RESEARCH INSTITUTE - KANO"	3,533,728.37	1,139,300.00	1,816,850.00	1,955,780.00	511,352.76	3,103,301.71	2,376,400.00	1,149,000.00	1,944,849.05	0.00	17,530,561.89	19,747,041.00	2,216,479.11	18,010,606.30
463	"ENGINEERING MATERIALS DEVELOPMENT INSTITUTE - AKURE"	6,927,989.43	1,344,113.22	104,780.12	696,573.50	0.00	2,250,891.51	0.00	4,783,683.70	15,000.00	10,955,429.50	27,078,460.98	17,388,298.00	-9,690,162.98	15,917,815.91
464	"NIGERIA INSTITUTE OF LEATHER AND SCIENCE TECHNOLOGY (NILEST) HQTRS"	5,860,165.00	3,334,477.00	7,867,371.07	0.00	0.00	14,399,433.30	0.00	0.00	8,740,256.00	74,072,362.73	114,274,065.10	36,401,108.00	-77,872,957.10	30,303,096.36
465	"HEAVY LEATHER MANUFACTURE CENTRE, MAIDUGURI"	429,773.00	305,764.00	0.00	0.00	0.00	479,998.50	0.00	0.00	0.00	0.00	1,215,531.50	1,368,418.00	152,886.50	1,250,739.00
466	"LIGHT LEATHER MANUFACTURE CENTRE, SOKOTO"	429,773.00	305,760.00	0.00	0.00	0.00	479,998.50	0.00	0.00	0.00	0.00	1,215,531.50	1,368,418.00	152,886.50	1,282,333.00
467	"RAW HIDES & SKIN IMPROVEMENT CENTRE, JOS"	429,773.00	305,760.00	0.00	0.00	0.00	479,998.50	0.00	0.00	0.00	8,113,100.00	9,328,631.50	1,368,418.00	-7,960,213.50	1,255,250.00
468	"EFFLUENT & POLLUTION MONITORING CENTRE, KANO"	429,773.00	305,760.00	0.00	0.00	0.00	479,998.50	0.00	0.00	0.00	4,564,706.39	5,780,237.89	1,368,418.00	-4,411,819.89	1,256,048.00
469	"NIGERIA INSTITUTE FOR SCIENCE LABORATORY TECHNOLOGY - IBADAN"	6,361,509.00	2,932,484.01	975,593.55	2,652,341.34	0.00	3,538,184.48	548,250.00	7,173,350.91	3,704,960.00	0.00	27,886,673.29	30,489,327.00	2,602,653.71	25,817,893.37



NOTE 15

OVERHEAD COST -- Contd.

S/N	MDA	TRAVEL & TRANSPORT - GENERAL	UTILITIES - GENERAL	MATERIALS & SUPPLIES - GENERAL	MAINTENANCE SERVICES - GENERAL	TRAINING - GENERAL	OTHER SERVICES - GENERAL	CONSULTING & PROFESSIONAL SERVICES - GENERAL	FUEL & LUBRICANTS - GENERAL	MISCELLANEOUS EXPENSES - GENERAL	RESEARCH AND DEVELOPMENT (R&D) - EXPENSE	TOTAL OVERHEAD COST	BUDGET	VARIANCE	2019
		220201	220202	220203	220204	220205	220206	220207	220208	220210	230501	220201 - 220208, 220210 & 230501			
		N	N	N	N	N	N	N	N	N	N	N	N	N	N
470	"POWER EQUIPMENT AND ELECTRICAL MACHINERY DEVELOPMENT CENTRE - OKENE"	627,000.00	1,715,225.00	815,650.00	3,741,183.33	0.00	6,990,921.14	320,800.00	1,565,210.00	1,756,875.00	2,493,000.00	20,025,864.47	19,662,485.00	-363,379.47	5,599,829.11
471	"SCIENCE EQUIPMENT DEVELOPMENT INTITUTE - MINNA"	14,033,371.81	10,623,161.80	3,436,022.50	7,052,760.00	4,081,704.00	7,516,654.27	4,025,203.32	4,542,812.77	6,475,780.00	372,758,650.31	434,546,120.78	62,816,107.00	-371,730,013.78	25,093,346.97
472	"TECHNOLOGY BUSINESS INCUBATOR CENTRE - ILORIN"	1,139,700.00	864,970.00	538,325.00	189,750.00	696,093.75	1,493,976.58	157,560.00	87,320.00	562,435.00	2,386,500.00	8,116,630.33	6,339,006.00	-1,777,624.33	6,188,156.12
473	"TECHNOLOGY BUSINESS INCUBATOR CENTRE - TARABA"	1,237,753.75	598,568.00	769,500.00	1,457,500.00	229,040.00	1,000,000.00	228,100.00	0.00	322,598.00	0.00	5,843,059.75	6,672,717.00	829,657.25	6,592,319.11
474	"TECHNOLOGY BUSINESS INCUBATOR CENTRE - KADUNA"	2,282,093.75	600,700.00	184,000.00	360,000.00	358,999.98	1,159,467.96	25,000.00	304,499.99	941,000.00	3,440,000.00	9,655,761.68	6,592,312.00	-3,063,449.68	6,321,943.11
475	"PROTOTYPE ENGINEERING DEVELOPMENT INSTITUTE, ILISHA"	2,205,480.00	234,240.00	281,800.00	302,400.00	623,790.00	1,671,122.88	630,102.00	110,000.00	998,242.32	5,000,000.00	12,057,177.20	7,972,445.00	-4,084,732.20	7,165,466.01
476	"ADVANCE MANUFACTURING TECHNOLOGY PROGRAMME, TARABA"	2,483,202.00	357,050.00	395,000.00	820,600.00	655,760.00	758,000.00	0.00	824,375.52	834,050.00	5,311,442.45	12,439,479.97	7,873,731.00	-4,565,748.97	6,768,548.00
477	SOKOTO ENERGY RESEARCH	1,792,460.00	476,720.00	662,887.89	1,270,253.75	2,121,395.78	2,574,891.01	100,000.00	565,900.00	555,550.00	29,530,603.87	39,650,662.30	11,230,894.00	-28,419,768.30	10,439,669.78
478	"CENTRE FOR ENERGY RESEARCH AND DEVELOPMENT, NSUKA"	4,066,100.00	166,350.00	798,250.00	1,647,000.00	951,400.00	201,400.00	0.00	1,010,000.00	1,096,800.00	296,958,961.72	306,896,261.72	11,416,545.00	-295,479,716.72	10,828,488.01
479	"NATIONAL CENTRE FOR ENERGY EFFICIENCY AND CONSERVATIVE, UNIVERSITY OF LAGOS."	2,873,815.00	240,700.00	849,380.00	945,510.00	885,817.13	42,000.00	200,000.00	267,276.00	1,085,476.00	44,182,559.25	51,572,533.38	8,210,508.00	-43,362,025.38	4,661,925.95
480	"NATIONAL CENTRE FOR HYDROPOWER RESEARCH AND DEVELOPMENT UNIVERSITY OF ILORIN"	674,800.00	378,500.00	295,690.00	1,148,207.90	1,465,400.00	2,266,684.32	63,500.00	2,874,550.00	4,028,151.08	23,556,502.36	36,751,985.66	15,173,696.00	-21,578,289.66	12,966,434.39
481	"NATIONAL CENTRE FOR ENERGY AND ENVIRONMENT UNIVERSITY OF BENIN"	2,862,345.00	486,200.00	2,011,240.00	2,177,185.80	242,600.00	1,266,497.14	0.00	654,500.00	1,510,015.94	15,198,144.39	26,408,728.27	13,380,691.00	-13,028,037.27	11,499,416.69
482	"TECHNOLOGY BUSINESS INCUBATOR - ENUGU"	2,274,110.00	115,000.00	264,410.00	958,630.00	627,173.75	1,198,770.00	40,000.00	512,500.00	317,130.00	9,479,937.48	15,787,661.23	7,045,445.00	-8,742,216.23	6,784,559.36
483	ENERGY COMMISSION OF NIGERIA	11,947,520.18	17,781,102.29	10,737,087.85	11,204,533.77	20,525,330.19	18,689,854.65	6,413,482.14	15,006,596.34	38,161,184.22	227,816,240.85	378,282,932.48	168,412,853.00	-209,870,079.48	146,251,708.68
484	"NATIONAL CENTRE FOR PETROLEUM RESEARCH AND DEVELOPMENT (NCPRD), ABUBAKAR TAFAWA BALEWA UNIVERSITY BAUCHI"	3,858,380.00	736,045.00	2,837,486.00	3,735,010.48	1,183,915.12	652,316.00	40,000.00	581,800.00	1,446,926.48	32,373,274.62	47,445,153.70	17,498,720.00	-29,946,433.70	17,127,369.98
485	"TECHNOLOGY BUSINESS INCUBATION CENTRE ADO-EKITI"	1,379,840.00	812,684.17	1,130,739.71	503,795.14	618,040.00	385,500.00	176,080.00	187,201.39	1,308,222.78	1,102,148.18	7,604,251.37	7,215,344.00	-388,907.37	6,615,007.68
486	"TECHNOLOGY BUSINESS INCUBATION CENTRE ILE-IFE"	1,557,350.00	319,750.00	258,750.00	482,150.00	333,994.00	887,250.00	103,750.00	470,000.00	1,218,218.00	0.00	5,631,212.00	6,357,003.00	725,791.00	6,888,175.61
487	"FEDERAL MINISTRY OF TRANSPORT - HQTRS"	58,617,381.43	27,738,581.91	18,769,735.87	25,508,762.30	20,642,299.64	7,672,825.00	845,526.30	6,179,029.34	58,842,054.33	0.00	224,816,196.12	245,494,182.00	20,677,985.88	353,226,569.68
488	"NIGERIAN INSTITUTE OF TRANSPORT TECHNOLOGY"	56,469,146.78	21,439,619.95	6,671,637.89	4,256,885.77	8,468,975.00	5,268,619.50	12,980,761.81	3,834,000.00	404,242.50	0.00	119,793,889.20	122,747,091.00	2,953,201.80	65,662,781.20
489	NIGERIAN RAILWAY	123,099,339.16	123,357,428.23	135,751,484.88	159,810,126.63	6,792,552.83	39,803,650.00	123,583,571.46	761,222,354.16	127,093,914.21	0.00	1,600,514,421.56	72,115,627.00	-1,528,398,794.56	55,675,996.56
490	"NATIONAL INLAND WATERWAYS AUTHORITY"	13,836,785.00	5,870,826.84	6,213,250.00	2,041,700.00	0.00	0.00	718,000.00	0.00	7,374,750.00	0.00	36,055,311.84	40,642,013.00	4,586,701.16	39,063,210.32
491	MARITIME ACADEMY, ORON	296,552,033.80	3,419,559.88	358,767,241.93	265,981,514.32	124,643,685.00	142,534,995.88	33,502,960.93	127,761,323.00	284,791,114.37	190,000.00	1,638,144,429.11	1,645,694,611.00	7,550,181.89	2,767,862,056.07
492	"COUNCIL FOR THE REGULATION OF FREIGHT FORWARDING IN NIGERIA"	6,970,936.00	2,058,974.00	331,739.96	1,563,370.00	2,092,400.00	1,669,000.00	1,650,262.00	1,869,100.00	2,090,600.00	0.00	20,296,381.96	22,852,580.00	2,556,198.04	21,828,771.00
493	FEDERAL MINISTRY OF AVIATION	12,433,194.23	14,816,876.09	26,878,127.12	7,221,755.56	42,297,567.00	7,369,253.98	0.00	320,500.00	54,261,087.64	0.00	165,598,361.62	171,052,245.00	5,453,883.38	-
494	"NIGERIAN COLLEGE OF AVIATION TECHNOLOGY-ZARIA"	174,376,090.77	42,694,540.41	135,926,683.13	255,960,149.21	183,250,607.90	54,583,469.85	18,474,062.39	34,894,625.00	251,623,844.99	0.00	1,151,784,073.65	166,536,466.00	-985,247,607.65	161,359,993.68
495	NIGERIAN METEOROLOGICAL AGENCY	25,663,863.73	0.00	9,417,770.93	15,552,776.73	14,838,686.71	11,126,201.55	3,083,400.00	3,454,000.00	15,405,062.36	0.00	98,541,762.01	109,062,912.00	10,521,149.99	103,683,580.31
496	ACCIDENT AND INVESTIGATION BUREAU	45,486,500.00	2,398,700.00	1,436,500.00	3,143,684.25	7,131,400.00	450,000.00	0.00	1,744,292.00	7,511,073.30	0.00	69,302,149.55	109,062,914.00	39,760,764.45	94,050,961.00
497	FEDERAL INLAND REVENUE SERVICES	0.00	0.00	0.00	0.00	0.00	0.00	0.00	0.00	0.00	0.00	0.00	-	0.00	27,265,642,817.66
498	"FEDERAL MINISTRY OF POWER - HQTRS"	12,817,415.00	4,291,721.54	11,755,945.00	24,582,366.86	21,041,821.75	20,029,420.82	8,510,321.55	10,936,140.00	36,417,498.85	0.00	150,382,651.37	174,001,398.00	23,618,746.63	343,145,815.23
499	"NATIONAL RURAL ELECTRIFICATION AGENCY"	14,243,405.25	3,908,374.76	2,824,385.00	5,819,617.85	6,030,181.66	9,262,912.51	2,454,000.00	1,781,700.00	14,056,730.52	0.00	60,381,307.55	64,177,670.00	3,796,362.45	60,941,430.24
500	"NIGERIAN ELECTRICITY REGULATORY COMMISSION"	0.00	0.00	0.00	0.00	0.00	0.00	0.00	0.00	0.00	0.00	0.00	-	0.00	136,895,973.68



NOTE 15
OVERHEAD COST -- Contd.

S/N	MDA	TRAVEL & TRANSPORT - GENERAL	UTILITIES - GENERAL	MATERIALS & SUPPLIES - GENERAL	MAINTENANCE SERVICES - GENERAL	TRAINING - GENERAL	OTHER SERVICES - GENERAL	CONSULTING & PROFESSIONAL SERVICES - GENERAL	FUEL & LUBRICANTS - GENERAL	MISCELLANEOUS EXPENSES GENERAL	RESEARCH AND DEVELOPMENT (R&D) - EXPENSE	TOTAL OVERHEAD COST	BUDGET	VARIANCE	2019
		220201	220202	220203	220204	220205	220206	220207	220208	220210	230501	220201 - 220208, 220210 & 230501			
		N	N	N	N	N	N	N	N	N	N	N	N	N	N
501	"NIGERIAN ELECTRICITY MANAGEMENT SERVICES AGENCY (NEMSA) HQTRS"	53,792,741.96	10,277,568.14	45,188,470.22	22,201,636.04	11,000,366.60	73,954,678.13	12,661,007.25	7,281,050.00	76,595,240.07	0.00	312,952,758.41	301,784,480.00	-11,168,278.41	310,500,167.11
502	"NATIONAL POWER TRAINING INSTITUTE"	20,258,255.72	9,057,478.98	5,479,100.00	12,211,631.78	7,969,600.00	8,642,739.47	3,168,400.00	1,910,723.04	17,647,056.25	0.00	86,344,985.24	92,820,942.00	6,475,956.76	87,131,624.77
503	"NIGERIA ELECTRICITY LIABILITY MANAGEMENT LIMITED"	110,895,170.00	9,212,983.41	49,849,974.53	37,816,473.63	15,165,803.80	40,891,630.78	27,499,610.73	12,358,199.63	102,439,620.35	0.00	406,129,466.86	179,226,012.00	-226,903,454.86	301,858,901.16
504	"NIGERIAN BULK ELECTRICITY TRADING PLC"	0.00	0.00	0.00	0.00	0.00	0.00	0.00	0.00	0.00	80,548,176,707.98	80,548,176,707.98	80,548,176,707.98	0.00	-
505	"FEDERAL MINISTRY OF WORKS AND HOUSING"	23,874,198.00	33,423,098.76	63,564,802.10	69,666,245.08	27,948,928.69	37,279,925.56	21,338,115.65	35,604,125.33	71,042,859.35	0.00	383,742,298.52	428,999,849.00	45,257,550.48	-
506	"OFFICE OF THE SURVEYOR-GENERAL OF THE FEDERATION"	0.00	0.00	0.00	0.00	0.00	0.00	0.00	0.00	0.00	0.00	153,947,021.00	153,947,021.00	0.00	194,261,934.31
507	FEDERAL SCHOOL OF SURVEY, OYO	0.00	0.00	0.00	0.00	0.00	0.00	0.00	0.00	0.00	0.00	17,679,561.00	17,679,561.00	0.00	16,913,747.20
508	"FEDERAL ROAD MAINTENANCE AGENCY"	0.00	0.00	0.00	0.00	0.00	0.00	-30,000.00	0.00	0.00	0.00	-30,000.00	10,252,507,634.00	10,252,537,634.00	9,606,895,494.10
509	"COUNCIL FOR THE REGULATION OF ENGINEERING IN NIGERIA (COREN)"	247,655,937.54	7,907,981.08	56,287,581.46	97,285,371.98	18,448,816.90	21,114,279.22	10,675,130.83	6,512,399.01	285,973,362.39	0.00	751,860,860.41	6,225,461.00	-745,635,399.41	4,860,135.47
510	SURVEY COUNCIL OF NIGERIA	932,800.00	1,845,000.00	0.00	0.00	1,026,000.00	2,760,801.02	0.00	2,034,901.68	0.00	0.00	8,599,502.70	9,616,710.00	1,017,207.30	9,275,338.26
511	"MINISTRY OF PETROLEUM RESOURCES HQTRS"	102,247,017.00	53,129,949.47	25,897,075.06	82,098,699.38	47,853,000.00	23,969,730.33	5,450,159.00	57,206,796.50	89,854,088.05	0.00	487,706,514.79	503,944,239.00	16,237,724.21	444,407,263.27
512	"DEPARTMENT OF PETROLEUM RESOURCES"	0.00	0.00	0.00	0.00	0.00	0.00	0.00	0.00	0.00	0.00	0.00	-	0.00	22,162,287,084.37
513	PETROLEUM TRAINING INSTITUTE	16,056,100.13	40,874,969.93	31,135,668.43	9,265,250.35	2,737,271.00	20,311,140.00	234,678.84	3,925,219.65	28,282,585.72	0.00	152,820,884.05	171,141,766.00	18,320,881.95	139,764,204.36
514	"PETROLEUM PRODUCTS PRICING REGULATORY AGENCY (PPRA)"	0.00	0.00	0.00	0.00	0.00	0.00	0.00	0.00	0.00	0.00	0.00	-	0.00	2,329,042,662.37
515	"NIGERIA NUCLEAR REGULATORY AUTHORITY"	50,353,152.69	10,839,498.19	6,148,500.54	29,715,661.49	15,087,269.56	35,921,419.72	0.00	4,834,733.70	42,752,664.37	0.00	195,652,900.26	215,164,844.00	19,511,943.74	136,895,973.68
516	"MINISTRY OF MINES AND STEEL DEVELOPMENT- HQTRS"	124,441,160.50	29,163,651.54	22,051,113.00	34,875,664.19	24,617,300.00	63,473,356.57	5,615,528.50	43,296,876.56	38,125,459.55	0.00	385,660,110.41	528,166,442.00	142,506,331.59	521,631,960.62
517	"COUNCIL OF NIGERIAN MINING ENGINEERS AND GEOSCIENCES"	3,067,042.75	1,041,500.00	766,500.00	1,166,000.00	450,000.00	1,950,697.67	0.00	698,000.00	5,425,327.58	0.00	14,565,068.00	15,890,507.00	1,325,439.00	-
518	"NIGERIAN GEOLOGICAL SURVEY AGENCY."	37,209,935.04	17,115,674.23	9,597,418.66	19,469,694.26	7,036,800.00	34,187,978.53	6,032,343.56	9,479,071.20	9,696,981.53	0.00	149,825,897.01	161,552,493.00	11,726,595.99	168,346,020.66
519	"NATIONAL STEEL RAW MATERIALS EXPLORATION AGENCY, KADUNA"	6,401,279.62	3,649,283.97	2,721,630.00	8,314,506.85	3,081,427.98	14,863,243.92	2,109,479.69	4,574,750.00	6,835,147.16	0.00	52,550,749.19	50,432,943.00	-2,117,806.19	48,758,920.45
520	"NATIONAL METALLURGICAL DEVELOPMENT CENTRE, JOS"	4,599,940.00	2,418,737.11	1,464,800.00	947,700.00	0.00	7,525,518.22	918,540.00	1,268,120.00	13,010,041.46	0.00	32,153,396.79	35,361,737.00	3,208,340.21	36,508,620.08
521	"METALLURGICAL TRAINING INSTITUTE, ONITSHA"	13,292,215.00	6,922,290.72	6,060,850.00	2,594,350.00	1,012,200.00	13,704,399.53	935,000.00	4,988,612.42	4,924,240.88	0.00	54,434,158.55	62,120,715.00	7,686,556.45	60,004,508.36
522	"NATIONAL IRON ORE MINING PROJECT - ITAKPE"	12,487,219.00	632,100.00	1,198,420.00	2,096,680.00	1,134,300.00	11,075,900.00	997,940.00	677,609.00	1,788,157.00	0.00	32,088,325.00	42,849,946.00	10,761,621.00	36,474,899.00
523	"NIGERIA INSTITUTE OF MINING AND GEOSCIENCE"	14,922,587.00	4,198,641.12	2,769,090.28	6,976,521.05	48,032,223.75	7,295,788.42	0.00	4,919,788.73	9,292,927.00	0.00	98,407,567.35	99,618,768.00	1,211,200.65	104,053,831.12
524	"NIGERIA MINING CADASTRE OFFICE & CENTRES"	19,188,665.89	5,389,726.47	28,707,319.02	9,963,177.73	6,114,800.00	9,557,490.00	12,870,159.60	5,360,000.00	21,526,845.91	0.00	118,678,184.62	133,605,901.00	14,927,716.38	140,276,719.32
525	AJAKUTA STEEL COMPANY LIMITED	3,612,300.00	3,502,500.00	2,821,050.00	3,359,080.00	1,783,116.00	8,822,619.51	600,000.00	7,201,850.00	6,538,352.84	0.00	38,240,868.35	51,500,513.00	13,259,644.65	53,995,000.00
526	"SOLID MINERAL DEVELOPMENT FUND OFFICE"	221,845,194.00	8,228,683.13	39,973,180.00	122,603,178.39	11,728,674.06	82,826,195.47	1,404,686,879.69	9,531,500.00	187,790,152.84	0.00	2,089,213,637.58	50,131,911.00	-2,039,081,726.58	376,693,380.32
527	"NATIONAL SALARIES, INCOMES AND WAGES COMMISSION"	23,869,706.55	3,178,980.00	19,307,522.59	21,389,314.94	9,486,456.00	3,808,072.00	0.00	5,050,700.50	32,985,059.65	0.00	119,075,812.23	132,735,750.00	13,647,917.77	65,022,412.93
528	"REVENUE MOBILIZATION, ALLOCATION, AND FISCAL COMMISSION"	51,726,915.00	22,606,100.88	15,407,615.55	18,896,116.65	5,683,000.00	28,794,786.18	12,519,393.02	28,153,756.89	32,683,721.05	103,236,128.60	319,707,533.82	235,889,453.00	-83,818,080.82	294,995,915.58
529	FISCAL RESPONSIBILITY COMMISSION	13,258,118.05	6,879,713.12	9,301,850.00	8,447,409.00	8,718,745.38	30,140,054.73	11,133,423.29	8,982,424.91	18,262,435.14	0.00	115,124,173.62	124,367,035.00	9,242,861.38	228,686,071.69
530	"FEDERAL MINISTRY OF WATER RESOURCES - HQTRS"	30,138,747.80	11,936,379.08	23,589,525.20	19,446,004.47	9,146,659.55	13,365,640.00	14,450,245.99	14,675,190.00	33,321,932.28	0.00	170,070,324.37	190,665,493.00	20,595,168.63	188,478,402.35
531	"NIGERIA HYDROLOGICAL SERVICE AGENCY"	2,093,229.60	2,991,560.05	9,090,215.88	8,235,785.81	0.00	1,620,541.00	0.00	0.00	1,135,184.40	0.00	-25,166,516.74	26,639,746.00	1,473,229.26	28,545,595.81
532	ANAMBRA/ IMO RBDA	25,622,490.64	2,321,900.00	1,124,500.00	1,906,300.00	1,096,800.00	2,677,600.00	852,500.00	4,576,178.21	3,734,806.00	0.00	43,913,074.85	49,218,641.00	5,305,566.15	34,498,963.18
533	BENIN/ OWENA RBDA	10,592,150.00	1,528,545.05	512,411.08	10,589,790.92	0.00	7,339,600.00	0.00	2,660,103.10	0.00	0.00	33,222,600.15	38,045,615.00	4,823,014.85	34,448,516.80



NOTE 15

OVERHEAD COST -- Contd.

S/N	MDA	TRAVEL & TRANSPORT - GENERAL	UTILITIES - GENERAL	MATERIALS & SUPPLIES - GENERAL	MAINTENANCE SERVICES - GENERAL	TRAINING - GENERAL	OTHER SERVICES - GENERAL	CONSULTING & PROFESSIONAL SERVICES - GENERAL	FUEL & LUBRICANTS - GENERAL	MISCELLANEOUS EXPENSES GENERAL	RESEARCH AND DEVELOPMENT (R&D) - EXPENSE	TOTAL OVERHEAD COST	BUDGET	VARIANCE	2019
		220201	220202	220203	220204	220205	220206	220207	220208	220210	230501	220201 - 220208, 220210 & 230501			
		N	N	N	N	N	N	N	N	N	N	N	N	N	N
534	CHAD BASIN RBDA	7,365,691.65	5,767,436.49	7,879,255.25	3,054,201.00	654,700.00	7,834,115.44	1,723,550.00	924,350.00	5,721,565.84	0.00	40,924,865.67	43,157,825.00	2,232,959.33	40,586,378.96
535	CROSS RIVER RBDA	5,391,405.68	1,324,850.00	1,023,575.00	4,435,497.47	1,346,000.00	7,251,173.06	4,052,626.94	619,715.00	1,705,160.00	0.00	27,150,003.15	29,686,914.00	2,536,910.85	25,950,481.32
536	HADEJIA-JAMAA'ARE RBDA	33,129,559.48	2,439,884.95	1,405,150.00	9,110,193.80	3,675,631.31	8,309,547.55	0.00	4,497,518.99	14,112,232.56	0.00	76,679,718.64	77,800,323.00	1,120,604.36	37,730,799.01
537	LOWER BENUE RBDA	1,297,800.00	2,250,600.00	3,739,500.00	379,431,565.16	98,026,431.10	9,036,000.00	18,648,222.54	3,860,500.00	2,056,600.00	0.00	518,347,218.80	518,896,580.00	549,361.20	21,477,185.00
538	LOWER NIGER RBDA	2,736,500.00	342,000.00	570,150.00	1,073,600.00	0.00	6,833,500.08	2,549,999.97	1,219,390.00	7,619,929.58	0.00	22,945,069.63	28,824,181.00	5,879,111.37	24,001,025.72
539	NIGER DELTA RBDA	11,480,185.00	1,825,700.93	998,000.00	2,155,901.44	1,540,200.00	764,000.00	1,220,000.00	3,700,800.00	3,368,880.00	0.00	27,053,667.37	29,723,175.00	2,669,507.63	32,263,173.28
540	OGUN/ OSUN RBDA	59,854,607.91	3,719,200.00	1,192,116.67	99,804,205.05	1,452,151.80	5,089,154.00	581,900.00	1,496,650.00	601,100.00	0.00	173,791,085.43	33,848,903.00	-139,942,182.43	30,017,392.71
541	SOKOTO RIMA RBDA	10,534,584.50	668,500.00	3,040,325.00	1,561,600.00	552,600.00	8,472,000.00	2,763,900.00	0.00	1,093,000.00	0.00	28,686,509.50	38,819,822.00	10,133,312.50	53,108,010.32
542	UPPER BENUE RBDA	50,717,718.66	31,592,999.40	10,035,998.75	12,796,778.00	7,453,658.00	12,420,400.00	47,290,252.19	1,394,050.00	8,606,724.10	0.00	182,308,579.10	182,808,111.00	499,531.90	154,822,821.54
543	UPPER NIGER RBDA	6,614,394.70	4,054,308.66	958,703.02	1,005,250.00	616,935.83	6,424,810.00	509,475.72	576,680.00	2,329,400.00	0.00	23,089,957.93	24,564,705.00	1,474,747.07	23,004,894.28
544	"NATIONAL WATER RESOURCES INSTITUTE- KADUNA"	8,367,773.35	6,162,482.09	3,903,414.01	3,317,436.32	927,680.00	5,591,000.00	665,438.55	3,175,586.09	9,948,478.99	0.00	42,059,289.40	46,291,527.00	4,232,237.60	25,132,813.53
545	"NIGERIA INTEGRATED WATER MANAGEMENT COMMISSION"	3,777,600.00	1,320,353.62	1,841,575.00	2,465,369.76	5,316,800.00	9,628,566.55	2,360,250.84	1,772,400.00	8,366,470.03	0.00	36,849,385.80	42,553,523.00	5,704,137.20	38,630,640.15
546	GURARA WATER MANAGEMENT AUTHORITY	0.00	0.00	0.00	0.00	0.00	0.00	0.00	0.00	0.00	0.00	0.00	-	0.00	4,008,850.00
547	NIGERIA CUSTOMS SERVICES	848,113,180.86	98,926,300.02	231,257,977.33	231,448,074.13	232,781,280.06	178,439,602.78	610,347,514.59	221,167,459.72	353,122,471.05	0.00	3,005,603,860.56	15,952,305,336.72	12,946,701,476.16	3,919,160,693.06
LAW & JUSTICES SECTOR															
548	NATIONAL JUDICIAL COUNCIL- ABUJA	384,694,349.42	731,404,180.29	445,510,924.55	906,658,187.42	241,601,514.20	388,084,663.98	860,551,053.50	207,121,750.00	983,739,741.19	0.00	5,149,366,364.55	5,153,279,062.34	3,912,697.79	5,764,298,973.73
549	SUPREME COURT OF NIGERIA	1,092,606,856.41	319,001,142.00	612,224,392.10	612,316,059.88	300,076,822.50	404,138,506.48	59,892,926.77	335,267,152.26	886,987,448.61	0.00	4,622,511,307.01	4,718,157,288.28	95,645,981.27	4,441,201,170.32
550	COURT OF APPEAL	779,999,999.59	485,000,000.00	555,000,000.00	480,000,000.00	120,000,000.00	609,999,999.56	169,999,999.83	420,000,000.00	1,029,999,999.99	0.00	4,649,999,087.97	5,035,000,000.00	385,000,912.03	5,584,670,935.67
551	FEDERAL HIGH COURT-ABUJA	645,358,827.70	337,686,875.42	628,626,155.14	787,057,091.51	104,296,400.00	750,983,951.95	34,689,262.45	449,848,419.04	706,178,480.25	0.00	4,444,725,463.46	4,619,701,380.46	174,975,917.00	4,937,574,799.65
552	HIGH COURT OF JUSTICE-FCT ABUJA	438,765,227.20	198,155,390.82	850,470,787.10	460,428,516.09	164,331,933.05	273,621,701.00	73,381,750.00	712,883,000.00	940,346,985.56	0.00	4,112,385,290.82	3,997,134,535.79	-115,250,755.03	4,112,385,290.82
553	SHARIA COURT OF APPEAL- ABUJA	114,043,174.86	40,558,741.27	191,731,350.00	170,500,948.05	41,812,000.00	164,254,085.39	40,000,000.00	140,317,627.50	246,723,993.32	0.00	1,149,941,920.39	1,521,963,969.78	372,022,049.39	1,250,454,906.90
554	CUSTOMARY COURT OF APPEAL-ABUJA	32,029,000.00	36,999,862.71	368,992,105.00	62,398,720.00	18,439,000.00	304,995,856.64	1,500,000.00	130,499,401.00	234,924,183.41	0.00	1,190,778,128.76	2,667,621,374.19	1,476,843,245.43	1,314,270,557.29
555	NATIONAL INDUSTRIAL COURT	451,014,931.27	342,200,564.90	402,544,822.78	373,773,469.24	83,027,086.25	463,629,918.08	166,225,041.43	306,367,830.76	784,057,847.87	0.00	3,372,841,512.58	3,424,125,441.37	51,283,928.79	3,392,913,533.36
556	NATIONAL JUDICIAL INSTITUTE-ABUJA	36,610,300.00	133,691,485.00	237,251,782.03	273,770,408.51	116,800,000.00	236,440,000.00	2,000,000.00	116,098,913.28	195,826,861.35	0.00	1,348,489,750.17	1,394,875,124.85	46,385,374.68	1,491,000,802.79
557	JUDICIARY SERVICE COMMITTEE-FCT ABUJA	117,291,300.00	37,740,025.46	415,242,166.09	328,303,177.50	27,500,000.00	81,499,999.92	18,238,920.86	124,999,999.92	338,802,305.00	0.00	1,489,617,894.75	1,563,022,473.50	73,404,578.75	1,373,130,493.23
558	FEDERAL JUDICIARY SERVICE COMMISSION-ABUJA	399,946,689.42	24,441,042.73	262,955,750.59	198,961,384.53	170,000,000.00	219,992,513.36	24,777,447.84	29,982,875.75	355,806,697.17	0.00	1,646,864,401.39	1,711,567,311.62	64,702,910.23	1,661,479,518.74
559	"FEDERAL MINISTRY OF JUSTICE - HQTRS"	199,491,199.28	28,748,654.69	117,226,111.96	23,510,996.25	32,987,800.00	33,619,691.79	1,369,222,157.68	25,636,742.00	149,949,570.70	0.00	1,980,392,924.35	2,050,465,918.00	70,072,993.65	2,879,211,555.28
560	"NIGERIAN LAW REFORM COMMISSION"	21,558,486.05	1,015,000.00	3,776,648.86	4,858,239.04	1,870,450.00	1,853,335.00	1,138,626.00	870,000.00	28,598,997.58	12,472,092.00	78,011,874.53	76,929,672.00	-1,082,202.53	59,909,553.44
561	LEGAL AID COUNCIL	123,252,034.61	3,716,376.38	12,382,940.00	11,084,480.01	5,798,900.00	5,931,168.00	2,800,400.00	1,030,000.00	29,609,295.44	0.00	195,605,594.44	161,485,973.00	-34,119,621.44	156,889,202.49
562	COUNCIL OF LEGAL EDUCATION	113,843,765.70	63,024,610.02	152,867,419.08	107,489,976.39	2,699,000.00	159,221,342.83	0.00	82,255,400.00	236,672,956.93	0.00	918,074,470.93	97,801,126.00	-820,273,344.95	1,289,354,406.59
563	"NIGERIA INSTITUTE OF ADVANCED LEGAL STUDIES"	12,864,832.33	4,247,268.77	3,856,053.49	4,253,758.99	9,498,985.32	3,872,380.75	4,236,229.16	2,081,050.00	10,241,785.29	0.00	55,152,344.10	62,724,459.00	7,572,114.90	59,050,195.49
564	"NATIONAL HUMAN RIGHTS COMMISSION"	241,711,650.98	42,659,540.89	60,965,637.34	28,939,355.64	17,521,560.00	70,667,024.99	56,673,652.17	22,946,901.75	121,269,830.75	120,571,333.02	783,926,487.73	425,820,855.02	-358,105,632.71	246,027,490.97
565	"REGIONAL CENTRE FOR INTL COMMERCIAL ARBITRATION"	5,729,400.00	2,923,000.00	554,500.00	4,681,000.00	1,835,640.00	975,983.00	2,038,000.00	1,424,900.00	6,083,000.00	0.00	26,245,423.00	27,799,258.00	1,553,835.00	17,052,751.15
566	"NATIONAL DRUG LAW ENFORCEMENT AGENCY"	27,784,635.00	4,904,726.28	5,670,600.00	9,128,231.15	4,504,780.00	178,813,310.09	3,079,837.20	4,748,800.00	3,902,840.00	0.00	242,537,759.72	272,981,116.00	30,443,356.28	1,757,792,754.01
567	NIGERIAN COPYRIGHT COMMISSION	35,310,511.38	1,064,224.47	17,809,824.00	9,643,918.85	7,353,200.00	3,039,000.00	1,195,000.00	2,074,500.00	35,520,597.29	0.00	113,010,775.99	124,820,498.00	11,809,722.01	140,374,054.80
568	"NATIONAL AGENCY FOR THE PROHIBITION OF TRAFFIC IN PERSONS"	62,564,861.72	8,764,320.22	39,585,584.00	19,648,143.27	12,306,870.00	24,837,000.00	7,322,250.00	10,315,500.00	35,507,518.63	0.00	220,852,047.84	248,501,290.00	27,649,242.16	239,105,409.12
569	"INDEPENDENT CORRUPT PRACTICES AND RELATED OFFENCES COMMISSION"	438,718,119.62	41,765,518.85	57,980,161.31	213,666,033.25	26,936,780.00	214,604,832.32	95,367,075.96	48,178,022.50	266,081,619.20	0.00	1,403,298,163.01	1,812,886,014.00	409,587,850.99	1,294,355,598.75
570	CODE OF CONDUCT BUREAU	83,177,539.65	9,581,252.00	31,185,575.00	38,948,082.27	13,501,520.00	37,345,988.44	8,441,977.58	21,162,048.08	29,183,535.50	0.00	272,527,518.52	298,052,790.00	25,525,271.48	847,511,692.34
REGIONAL SECTOR															
571	"FEDERAL MINISTRY OF NIGER DELTA HQTRS"	104,998,894.35	24,488,860.51	41,479,977.00	69,248,550.39	53,906,105.75	95,217,972.20	26,248,515.55	13,521,500.00	109,453,076.45	0.00	538,563,452.20	600,112,255.00	66,545,197.20	512,293,070.71



NOTE 15
OVERHEAD COST -- Contd.

S/N	MDA	TRAVEL & TRANSPORT - GENERAL	UTILITIES - GENERAL	MATERIALS & SUPPLIES - GENERAL	MAINTENANCE SERVICES - GENERAL	TRAINING - GENERAL	OTHER SERVICES - GENERAL	CONSULTING & PROFESSIONAL SERVICES - GENERAL	FUEL & LUBRICANTS - GENERAL	MISCELLANEOUS EXPENSES - GENERAL	RESEARCH AND DEVELOPMENT (R&D) - EXPENSE	TOTAL OVERHEAD COST	BUDGET	VARIANCE	2019
		220201	220202	220203	220204	220205	220206	220207	220208	220210	230501	220201 - 220208, 220210 & 230501			
		N	N	N	N	N	N	N	N	N	N	N	N	N	N
SOCIAL SECTOR															
572	"FEDERAL MINISTRY OF YOUTH & SPORTS DEVELOPMENT - HQTRS"	160,276,896.51	545,682.56	26,998,743.94	13,583,548.27	44,647,300.00	26,497,192.34	5,247,600.00	8,940,700.00	912,104,469.23	0.00	1,198,842,132.85	1,434,325,536.00	235,483,403.15	5,485,139,335.41
573	"CITIZENSHIP AND LEADERSHIP TRAINING CENTRE"	23,240,660.49	3,515,975.48	11,109,774.90	8,966,014.50	8,360,232.90	38,553,535.40	4,155,068.26	7,126,433.02	21,941,573.02	0.00	126,969,267.97	136,841,796.00	9,872,528.03	194,860,442.33
574	"NATIONAL YOUTH SERVICE CORPS (NYSC)"	399,905,611.00	16,923,582.72	486,756,772.12	5,938,600.74	0.00	349,741,378.22	10,789,999.50	72,097,847.00	8,219,731,552.33	0.00	9,561,885,343.63	11,005,440,960.00	1,443,555,616.37	6,692,715,127.87
575	NIGERIA FOOTBALL FEDERATION	189,164,050.75	2,513,500.00	3,838,773.00	3,427,708.09	5,538,000.00	2,522,500.00	8,581,125.00	3,586,500.00	2,708,630,464.76	0.00	2,927,802,621.60	3,019,684,657.00	91,882,035.40	612,913,870.61
576	NIGERIA INSTITUTE FOR SPORTS (NIS)	18,691,443.25	8,648,830.00	8,456,410.00	6,300,581.16	3,144,411.26	10,456,300.00	1,018,600.00	4,161,950.00	31,399,414.15	0.00	92,277,939.82	92,772,667.00	494,727.18	104,282,058.07
577	"FEDERAL MINISTRY OF WOMEN AFFAIRS - HQTRS"	82,810,494.10	8,401,587.34	101,092,827.27	33,225,756.97	14,869,000.00	13,714,800.00	4,068,034.10	17,887,749.31	157,705,175.49	0.00	433,775,424.58	425,000,008.00	-8,775,416.58	587,534,564.83
578	"NATIONAL CENTRE FOR WOMEN DEVELOPMENT"	0.00	4,656,351.27	1,602,600.00	2,247,500.00	17,160,255.00	12,538,835.72	2,468,800.00	9,172,361.34	12,721,676.90	0.00	62,568,380.23	74,999,992.00	12,431,611.77	48,883,837.57
579	FEDERAL MINISTRY OF EDUCATION - HQTRS	146,836,877.61	50,543,436.15	96,478,253.97	90,328,024.52	10,510,971.42	13,854,053.79	13,098,242.96	43,622,841.27	166,689,195.04	0.00	631,961,896.73	696,490,662.00	64,528,765.27	656,892,193.70
580	"UNIVERSAL BASIC EDUCATION (UBE) COMMISSION"	347,996.00	13,500,000.00	45,994,800.00	0.00	52,000,000.00	0.00	0.00	0.00	0.00	0.00	111,842,796.00	51,251,961,885.03	51,140,119,089.03	19,874,704,546.88
581	"WEST AFRICAN EXAMINATION COUNCIL (INTERNATIONAL)"	1,179,248.85	4,193,176.11	5,899,584.61	4,760,844.62	787,322.90	734,615.04	0.00	2,983,414.45	2,053,326.43	0.00	22,591,533.01	25,432,931.00	2,841,397.99	24,858,591.81
582	"WEST AFRICAN EXAMINATION COUNCIL (LOCAL)"	1,433,322.02	1,845,005.00	2,826,721.52	3,922,688.30	2,370,555.91	0.00	662,350.00	775,483.00	4,523,647.50	0.00	18,359,773.25	20,671,555.00	2,311,781.75	16,070,422.49
583	"NATIONAL INSTITUTE FOR EDUCATION PLANNING & ADMINISTRATION"	6,321,298.70	4,569,728.90	8,568,342.50	6,553,089.50	717,900.00	2,061,910.00	1,401,439.32	2,344,660.00	6,729,910.00	0.00	39,268,278.92	42,605,450.00	3,337,171.08	937,427,221.52
584	NATIONAL LIBRARY OF NIGERIA	35,610,022.18	22,924,125.85	7,102,645.56	12,809,110.29	3,065,394.21	16,233,118.74	3,476,254.45	10,893,386.09	22,013,870.16	0.00	134,127,927.53	155,957,023.00	21,829,095.47	147,789,007.80
585	NATIONAL EXAMINATIONS COUNCIL	48,720,483.14	10,660,086.36	8,862,152,484.31	86,332,362.08	5,132,320.50	274,226,318.40	1,001,957,267.33	27,384,680.77	287,612,270.93	0.00	10,604,178,273.82	10,604,178,273.82	0.00	-
586	MASS LITERACY COUNCIL	9,339,877.65	3,932,649.04	919,966.25	2,003,750.00	986,400.00	3,861,402.01	2,210,820.00	1,150,694.51	5,538,594.39	0.00	29,764,153.85	40,945,579.00	11,181,425.15	38,935,711.67
587	NOMADIC EDUCATION COMMISSION	12,285,217.75	4,344,372.73	5,036,840.00	5,241,985.51	1,898,795.50	9,203,593.28	80,000.00	1,274,000.00	17,078,969.71	0.00	56,443,774.48	65,360,657.00	8,916,882.52	62,239,020.12
588	"NATIONAL EDUCATION RESEARCH & DEVELOPMENT COUNCIL"	37,364,398.13	2,096,691.46	3,384,544.00	7,976,250.00	5,432,030.00	19,661,610.00	2,534,503.11	32,255,049.65	38,107,684.57	0.00	148,812,760.92	167,530,483.00	18,717,722.08	152,814,635.13
589	"NATIONAL BUSINESS AND TECHNICAL EDUCATION BOARD"	573,503,938.60	98,217,040.42	625,929,046.00	22,014,269.20	0.00	120,277,243.40	20,124,581.37	14,340,844.00	93,889,306.76	0.00	1,568,296,269.75	62,432,445.00	-1,505,863,824.75	1,175,700,863.48
590	"TEACHERS REGISTRATION COUNCIL OF NIGERIA"	109,335,496.82	95,937,672.05	165,002,347.86	117,395,918.88	3,762,229.95	21,792,392.42	2,977,990.00	12,178,855.00	128,398,523.15	0.00	656,781,426.13	51,548,963.00	-605,232,463.13	46,478,059.53
591	"COMPUTER REGISTRATION COUNCIL OF NIGERIA"	10,839,111.00	16,190,175.00	2,421,455.00	5,047,528.00	1,217,200.00	7,321,920.00	57,831,539.00	3,023,450.00	30,159,798.00	0.00	134,052,176.00	13,805,868.00	-120,246,308.00	13,216,450.00
592	"NATIONAL COMMISSION FOR COLLEGE EDUCATION SECRETARIAT"	100,052,831.48	14,467,706.15	106,496,129.65	27,969,235.11	13,914,812.00	8,519,031.42	3,600,000.00	16,893,730.55	23,472,614.30	0.00	315,386,090.66	193,106,741.00	-122,279,349.66	199,457,211.03
593	NATIONAL TEACHERS INSTITUTE	124,656,258.18	45,127,017.28	597,842,195.14	87,510,290.36	12,471,749.94	182,304,382.25	16,786,559.62	10,953,765.20	45,441,540.86	0.00	1,123,093,758.83	76,549,608.00	-1,046,544,150.83	73,512,984.55
594	FEDERAL POLYTECHNIC ADO-EKITI	5,247,356.33	8,674,489.33	6,077,445.00	5,465,232.36	0.00	15,832,047.26	0.00	14,458,837.50	6,079,212.33	0.00	61,834,620.11	67,919,283.00	6,084,662.89	120,216,279.52
595	FEDERAL POLYTECHNIC BAUCHI	31,839,097.05	11,312,119.71	41,701,415.02	15,211,141.25	88,336,881.45	43,375,363.38	5,019,749.73	21,904,310.51	32,506,167.63	0.00	291,206,245.73	294,031,074.00	2,824,828.27	82,739,693.10
596	FEDERAL POLYTECHNIC BIDA	7,486,290.00	4,282,883.36	30,621,650.00	19,756,485.00	7,636,750.00	2,500,000.00	237,000.00	5,244,100.00	17,607,647.49	0.00	95,372,805.85	94,076,361.00	-1,296,444.85	92,285,600.19
597	FEDERAL POLYTECHNIC IDAH	48,275,533.00	19,646,396.59	65,438,651.71	24,103,743.22	8,074,900.00	77,952,854.47	8,114,100.00	34,179,344.50	63,779,070.05	0.00	349,564,593.54	351,461,305.00	1,896,711.46	148,696,767.37
598	FEDERAL POLYTECHNIC KAURA-NAMODA	19,532,508.00	2,073,824.40	55,018,090.07	14,132,821.56	44,603,073.81	12,317,480.00	38,401,971.22	5,046,669.51	54,128,674.39	0.00	245,255,112.96	246,420,720.00	1,165,607.04	57,403,350.06
599	FEDERAL POLYTECHNIC MUBI	100,244,933.88	17,954,383.90	73,579,626.00	114,338,787.95	115,861,791.00	48,417,706.95	20,687,000.00	9,339,465.00	61,013,381.00	0.00	561,437,075.68	565,346,874.00	3,909,798.32	896,098,256.42
600	FEDERAL POLYTECHNIC NASARAWA	5,247,356.33	8,674,489.33	6,077,445.00	5,465,232.36	0.00	15,832,047.26	0.00	14,458,837.50	6,079,212.33	0.00	61,834,620.11	53,755,123.00	-8,079,497.11	885,398,089.52
601	"AKANU IBIAM FEDERAL POLYTECHNIC, UNWANA - AFIKPO"	81,179,651.93	9,277,780.00	222,322,552.61	38,578,150.97	81,799,110.38	57,843,494.00	114,221,343.43	101,367,813.50	101,519,804.34	0.00	808,109,701.16	809,764,728.00	1,655,026.84	50,441,313.15
602	FEDERAL POLYTECHNIC KADUNA	33,426,584.39	130,199,105.24	129,597,035.00	71,463,031.37	106,820,910.94	271,156,179.36	45,000.00	31,329,182.00	295,290,973.21	0.00	1,069,328,001.51	1,073,484,984.00	4,156,982.49	1,364,219,141.40
603	FEDERAL POLYTECHNIC OFFA	6,953,040.00	13,624,397.00	235,250.00	6,261,246.42	151,738,298.41	0.00	27,890,069.16	1,484,180.23	69,615,267.90	0.00	277,801,749.12	307,684,489.00	29,882,739.88	969,408,686.69
604	FEDERAL POLYTECHNIC EDE	14,815,809.00	21,671,914.85	50,802,033.00	125,111,545.83	3,912,200.00	84,965,600.00	16,460,616.00	19,771,225.00	310,213,647.51	0.00	647,722,591.19	653,450,022.00	5,270,430.81	40,850,878.18
605	FEDERAL POLYTECHNIC AUCHI	62,451,091.77	98,088,496.22	426,499,950.77	191,674,310.01	89,078,791.67	33,632,678.49	82,582,907.69	129,211,955.00	200,485,782.27	0.00	1,313,705,963.89	1,381,526,699.00	67,820,735.11	76,585,120.41



NOTE 15
OVERHEAD COST -- Contd.

S/N	MDA	TRAVEL & TRANSPORT - GENERAL	UTILITIES - GENERAL	MATERIALS & SUPPLIES - GENERAL	MAINTENANCE SERVICES - GENERAL	TRAINING - GENERAL	OTHER SERVICES - GENERAL	CONSULTING & PROFESSIONAL SERVICES - GENERAL	FUEL & LUBRICANTS - GENERAL	MISCELLANEOUS EXPENSES GENERAL	RESEARCH AND DEVELOPMENT (R&D) - EXPENSE	TOTAL OVERHEAD COST	BUDGET	VARIANCE	2019
		220201	220202	220203	220204	220205	220206	220207	220208	220210	230501	220201 - 220208, 220210 & 230501			
		N	N	N	N	N	N	N	N	N	N	N	N	N	N
606	FEDERAL POLYTECHNIC NEKEDE	60,275,100.00	8,813,799.72	361,929,245.38	146,265,678.17	83,826,947.51	152,376,275.18	154,173,719.50	90,628,334.00	141,599,272.62	0.00	1,199,888,372.08	1,257,597,942.00	57,709,569.92	41,434,541.25
607	FEDERAL POLYTECHNIC OKO	60,906,799.69	10,564,736.68	90,421,389.04	57,921,665.46	80,491,440.63	111,178,620.00	8,712,065.98	63,538,421.00	54,717,678.50	0.00	538,452,816.98	582,390,582.00	43,937,765.02	1,031,342,500.08
608	FEDERAL POLYTECHNIC DAMATURU	10,756,154.23	19,855,934.99	57,975,665.87	38,860,848.78	104,854,187.76	2,009,500.00	118,478,410.24	4,526,013.13	10,723,033.00	0.00	368,039,748.00	351,518,961.00	-16,520,787.00	38,188,077.49
609	FEDERAL POLYTECHNIC HUSSAINI ADAMU	90,834,087.61	6,351,387.71	68,859,307.11	6,221,961.99	15,619,568.37	19,206,393.45	1,537,464.19	5,404,915.00	25,739,258.45	0.00	239,774,343.88	239,816,540.00	42,196.12	383,265,489.88
610	FEDERAL POLYTECHNIC GWANDU	99,814,164.00	70,204,227.62	104,037,499.60	52,034,092.09	79,468,749.50	4,505,173.52	4,834,100.00	12,017,245.76	81,791,160.35	0.00	508,706,412.44	510,593,414.00	1,887,001.56	689,816,946.51
611	FEDERAL POLYTECHNIC ILARO	61,415,264.00	22,829,103.12	117,856,867.14	49,773,044.54	276,892,514.00	35,675,573.00	56,588,600.93	76,365,250.21	100,672,337.35	0.00	798,068,554.29	802,420,962.00	4,352,407.71	41,688,860.32
612	YABA COLLEGE OF TECHNOLOGY	100,842,672.84	246,132,193.91	169,581,903.00	38,838,417.64	16,204,119.43	341,953,268.63	66,424,413.92	29,863,425.93	700,136,776.16	0.00	1,709,977,191.46	1,719,714,529.00	9,737,337.54	2,354,172,139.69
613	FEDERAL POLYTECHNIC BALI	7,334,188.00	1,484,120.00	6,661,213.00	8,782,908.03	2,656,510.00	3,116,000.00	2,136,785.67	30,960,534.66	29,240,762.66	0.00	92,373,022.02	103,194,534.00	10,821,511.98	102,622,320.42
614	FEDERAL POLYTECHNIC EKOWE	8,130,400.00	42,911,846.65	11,923,925.00	16,911,343.36	0.00	0.00	0.00	4,685,000.00	7,129,000.00	0.00	91,691,515.01	103,225,311.00	11,533,795.99	90,695,539.00
615	FEDERAL POLYTECHNIC BONNY	13,103,800.00	9,799,867.26	18,819,756.96	8,769,300.00	2,434,000.00	6,225,000.00	5,715,700.00	3,568,800.00	23,494,580.23	0.00	91,830,804.43	103,557,744.00	11,626,939.55	119,894,385.95
616	FEDERAL POLYTECHNIC UKANA	7,425,250.00	2,630,899.77	3,108,651.87	4,745,085.25	39,581,506.00	2,091,308.33	2,367,261.22	3,640,668.82	20,115,034.73	0.00	85,705,665.99	86,329,760.00	624,094.01	24,895,027.06
617	"NATIONAL INSTITUTE FOR CONSTRUCTION TECHNOLOGY UROMI, EDO STATE"	1,490,700.00	1,135,820.00	4,804,296.65	2,767,050.00	600,000.00	1,680,417.00	2,716,599.31	1,007,702.38	6,873,756.18	0.00	23,076,341.52	25,645,575.00	2,569,233.48	24,437,560.53
618	"FEDERAL POLYTECHNIC, ILE-OLUJI, ONDO STATE"	77,798,371.73	2,845,668.68	20,950,124.94	7,317,872.95	1,780,410.00	3,695,576.90	1,498,042.36	7,105,494.19	54,384,300.19	0.00	177,375,861.94	68,420,898.00	-108,954,963.94	64,308,818.29
619	FEDERAL COLLEGE OF EDUCATION ABEOKUTA	985,305.00	0.00	0.00	0.00	0.00	36,597,867.29	0.00	0.00	0.00	0.00	37,583,172.29	42,166,624.00	4,583,451.71	40,058,818.91
620	FEDERAL COLLEGE OF EDUCATION AKOKA	5,104,900.00	4,410,870.00	10,658,002.12	5,172,870.37	1,715,700.00	2,046,340.00	3,483,300.00	6,784,036.52	7,772,746.81	0.00	47,148,765.82	51,302,490.00	4,153,724.18	35,886,496.03
621	FEDERAL COLLEGE OF EDUCATION ASABA	15,197,715.00	24,620,357.00	681,111.30	7,293,700.00	0.00	0.00	0.00	145,000.00	0.00	0.00	47,937,883.30	53,324,203.00	5,386,319.70	52,732,127.50
622	FEDERAL COLLEGE OF EDUCATION BICHI	42,726,100.00	5,526,501.00	43,374,165.78	6,194,665.93	81,299,904.50	30,274,214.52	19,911,192.50	16,423,288.96	103,421,817.38	0.00	349,151,850.57	351,618,677.00	2,466,826.43	517,763,468.23
623	FEDERAL COLLEGE OF EDUCATION GOMBE	22,714,265.13	14,667,196.30	41,388,676.72	54,492,941.62	99,934,138.76	4,358,850.00	2,904,065.00	10,358,400.00	70,950,642.48	0.00	321,769,176.01	322,920,699.00	1,151,522.99	32,722,559.90
624	FEDERAL COLLEGE OF EDUCATION GUSAU	1,173,910.00	3,004,859.69	6,229,216.30	11,078,588.86	166,400.00	0.00	1,767,514.16	2,090,669.43	6,051,675.01	0.00	31,562,833.45	43,136,572.00	11,573,738.55	283,639,323.45
625	FEDERAL COLLEGE OF EDUCATION KANO	116,201,072.28	50,524,482.66	230,868,034.37	60,348,303.27	10,503,561.00	50,566,634.68	33,664,389.86	8,932,570.00	66,778,080.44	0.00	628,387,128.56	630,029,430.00	1,642,301.44	46,415,128.70
626	FEDERAL COLLEGE OF EDUCATION KATSINA	45,788,111.50	63,174,831.81	127,652,551.00	61,889,445.48	111,214,323.00	32,466,411.00	7,903,551.00	6,254,374.00	104,995,198.92	0.00	561,338,797.71	562,934,047.00	1,595,249.29	564,208,684.26
627	"FEDERAL COLLEGE OF EDUCATION KOTANGORA"	14,016,858.92	19,375,726.65	6,101,060.00	0.00	0.00	0.00	0.00	0.00	5,722,160.00	0.00	45,215,805.57	50,699,885.00	5,484,079.43	35,634,859.16
628	FEDERAL COLLEGE OF EDUCATION OBUKU	31,799,672.76	20,198,957.67	31,099,963.41	7,965,878.00	70,425,283.00	9,214,549.99	3,811,000.00	13,637,174.00	381,431.00	0.00	188,533,909.83	190,564,605.00	2,030,695.17	69,787,088.03
629	FEDERAL COLLEGE OF EDUCATION OKENE	23,225,697.05	33,633,013.22	93,388,907.77	59,661,500.64	134,613,750.00	40,976,858.24	17,240,872.06	13,902,230.00	47,668,956.50	0.00	464,311,785.48	469,302,458.00	4,990,672.52	331,366,739.96
630	FEDERAL COLLEGE OF EDUCATION OMUKU	6,707,017.18	6,558,400.00	10,697,940.00	5,953,000.00	3,496,000.00	2,400,000.00	2,478,000.00	4,450,000.00	19,822,498.62	0.00	62,562,855.80	62,284,604.00	-278,251.80	39,470,221.44
631	FEDERAL COLLEGE OF EDUCATION ONDO	21,338,678.50	34,916,066.80	24,317,288.26	40,002,987.61	81,159,989.75	81,961,512.27	30,812,303.00	0.00	306,992,581.10	0.00	621,501,407.29	623,017,309.00	1,515,901.71	65,409,523.08
632	FEDERAL COLLEGE OF EDUCATION OYO	5,653,402.60	2,874,805.21	6,693,615.82	6,627,631.36	2,185,000.00	26,690,782.82	2,553,000.00	2,234,000.00	12,930,677.20	0.00	68,442,915.01	73,010,486.00	4,567,570.99	59,719,331.25
633	FEDERAL COLLEGE OF EDUCATION PANKSHIN	17,263,095.47	63,622,442.19	66,032,877.58	87,132,047.91	24,700,233.16	48,994,509.83	14,573,085.98	12,335,310.30	52,745,997.86	0.00	387,399,540.28	389,551,629.00	2,152,088.72	55,092,020.28
634	FEDERAL COLLEGE OF EDUCATION POTISKUM	24,103,276.00	28,812,845.62	19,157,519.13	22,079,186.25	1,726,984.50	3,956,000.00	5,776,620.00	19,562,242.04	41,550,882.14	0.00	166,725,555.68	168,986,623.00	2,261,067.32	37,226,572.51
635	FEDERAL COLLEGE OF EDUCATION UMUNZE	6,821,620.00	5,017,202.00	12,857,363.00	12,447,014.00	2,113,200.00	2,903,000.00	1,208,900.00	8,986,100.00	12,099,750.00	0.00	62,452,149.00	62,840,109.00	387,960.00	50,930,823.25
636	FEDERAL COLLEGE OF EDUCATION YOLA	67,052,808.57	9,147,193.00	45,408,678.29	97,025,075.34	34,380,360.00	17,870,111.51	4,600,560.00	23,341,621.00	110,208,523.80	0.00	409,035,021.51	410,778,242.00	1,743,220.49	25,549,462.00
637	FEDERAL COLLEGE OF EDUCATION ZARIA	10,332,040.11	6,704,286.12	9,635,287.98	6,294,469.14	0.00	0.00	0.00	4,648,826.02	17,230,736.50	0.00	54,845,645.87	58,415,705.00	3,570,059.13	54,011,702.60
638	"FEDERAL COLLEGE OF EDUCATION EHA-AMUFU"	1,702,018.84	4,144,200.00	6,900,926.03	5,619,280.00	0.00	1,276,200.00	0.00	0.00	24,730,987.56	0.00	44,373,612.43	56,069,725.00	11,696,112.57	38,395,242.00
639	"ALVAN IKOKU COLLEGE OF EDUCATION, OWERRI"	33,467,093.19	58,279,520.63	28,564,410.80	30,703,902.01	98,953,500.00	64,008,901.36	15,346,583.33	28,082,120.00	110,963,503.43	0.00	468,369,534.35	469,597,618.00	1,228,083.65	839,769,654.47
640	"NATIONAL UNIVERSITIES COMMISSION SECRETARIAT"	1,617,952,222.14	43,072,525.31	62,693,904.71	55,099,983.50	30,434,071.09	20,720,730.00	28,640,897.43	7,563,475.02	79,224,388.06	0.00	1,945,402,197.26	1,947,632,073.00	2,229,875.74	4,178,746,300.69



NOTE 15
OVERHEAD COST -- Contd.

S/N	MDA	TRAVEL & TRANSPORT - GENERAL	UTILITIES - GENERAL	MATERIALS & SUPPLIES - GENERAL	MAINTENANCE SERVICES - GENERAL	TRAINING - GENERAL	OTHER SERVICES - GENERAL	CONSULTING & PROFESSIONAL SERVICES - GENERAL	FUEL & LUBRICANTS - GENERAL	MISCELLANEOUS EXPENSES GENERAL	RESEARCH AND DEVELOPMENT (R&D) - EXPENSE	TOTAL OVERHEAD COST	BUDGET	VARIANCE	2019
		220201	220202	220203	220204	220205	220206	220207	220208	220210	230501	220201 - 220208, 220210 & 230501			
		N	N	N	N	N	N	N	N	N	N	N	N	N	N
641	UNIVERSITY OF IBADAN	3,393,198.00	73,865,740.23	7,509,972.50	3,237,701.19	0.00	20,958,940.68	0.00	0.00	2,581,579.63	0.00	111,547,132.23	117,933,098.00	6,385,965.77	108,943,692.00
642	UNIVERSITY OF LAGOS	0.00	0.00	8,495,639.86	0.00	0.00	0.00	0.00	0.00	8,835,673.07	0.00	17,331,312.93	78,758,452.00	61,427,139.07	9,524,959,217.44
643	UNIVERSITY OF NIGERIA, NNSUKA	138,549,562.32	427,864,217.10	154,940,507.78	280,025,376.40	277,954,114.48	158,356,349.61	738,328,566.43	194,500,811.09	478,703,967.39	0.00	2,849,223,472.60	2,909,712,538.00	60,489,065.40	4,249,384,520.15
644	AHMADU BELLO UNIVERSITY, ZARIA	64,576,061.43	279,607,460.69	276,789,608.68	260,005,917.40	259,896,254.43	59,073,468.00	16,670,494.75	49,469,000.00	376,011,622.07	0.00	1,642,099,887.45	1,709,871,632.00	67,771,744.55	96,961,902.51
645	OBAFEMI AWOLOWO UNIVERSITY	181,858,028.21	413,134,279.81	234,135,921.10	22,758,368.51	8,598,000.00	72,523,362.18	20,291,763.87	21,816,574.50	1,692,849,725.25	0.00	2,667,966,023.43	2,684,327,798.00	16,361,774.57	68,052,479.89
646	UNIVERSITY OF BENIN	115,872,335.98	292,469,194.90	1,122,613,249.00	742,112,791.00	2,905,000.00	356,975,043.45	987,641,887.00	147,009,077.00	429,282,892.42	0.00	4,196,881,470.75	4,283,370,934.00	86,489,463.25	69,597,469.22
647	UNIVERSITY OF JOS	19,019,594.04	129,338,393.26	148,976,984.57	297,655,602.58	193,773,925.24	78,845,100.61	230,890,454.25	27,014,288.45	289,924,196.43	0.00	1,415,438,539.43	1,416,868,120.00	1,429,580.57	2,354,053,896.33
648	UNIVERSITY OF CALABAR	20,426,620.00	5,123,400.00	8,190,700.00	19,264,850.00	12,369,000.00	0.00	0.00	6,643,900.00	18,416,000.00	0.00	90,434,470.00	101,808,702.00	11,374,232.00	1,632,386,895.26
649	UNIVERSITY OF ILORIN	268,639,170.09	435,119,854.07	316,200,841.17	514,995,598.92	90,838,500.20	72,524,093.68	28,341,799.46	48,018,748.51	439,801,932.51	0.00	2,214,480,538.61	2,287,413,037.00	72,932,498.39	2,961,660,912.10
650	UNIVERSITY OF ABUJA	137,309,627.45	147,910,901.61	196,207,502.09	369,646,852.42	42,143,762.11	111,148,331.22	33,877,775.42	118,513,920.00	343,819,651.26	0.00	1,500,578,323.58	1,563,126,639.00	62,548,315.42	57,693,066.79
651	UNIVERSITY OF PORT HARCOURT	0.00	10,500,000.00	8,093,214.09	8,123,220.37	0.00	0.00	0.00	18,366,000.00	35,123,866.00	0.00	80,206,300.46	73,119,199.00	-7,087,101.46	62,340,108.00
652	"ABUBAKAR TAFAWA BALEWA UNIVERSITY, BAUCHI"	0.00	23,781,459.70	0.00	0.00	0.00	0.00	0.00	0.00	24,948,495.49	0.00	48,729,955.19	53,850,516.00	5,120,560.81	50,626,078.83
653	UNIVERSITY OF TECHNOLOGY, OWERRI	69,622,847.81	73,453,529.26	51,016,817.49	54,096,807.48	132,237,174.80	60,392,792.53	214,989,132.51	50,755,147.33	190,450,955.52	0.00	897,015,204.73	879,235,384.00	-17,779,820.73	82,995,820.10
654	FEDERAL UNIVERSITY OF TECHNOLOGY, AKURE	1,736,510.00	24,265,911.78	9,285,937.01	11,231,831.50	1,739,240.00	0.00	0.00	7,111,800.00	18,873,453.67	0.00	74,244,683.96	83,643,684.00	9,399,000.04	83,101,867.97
655	"FEDERAL UNIVERSITY OF TECHNOLOGY, MINNA"	0.00	476,070.00	4,280,330.00	10,028,840.00	2,116,950.20	0.00	0.00	7,128,537.20	31,661,246.03	0.00	55,691,973.43	70,892,491.00	15,200,517.57	84,404,355.40
656	FEDERAL UNIVERSITY OF TECHNOLOGY, YOLA	27,685,134.50	118,902,879.72	53,645,269.24	60,034,660.97	11,126,813.50	48,328,333.29	11,121,931.79	34,353,026.31	112,453,728.84	0.00	477,651,778.16	486,864,022.00	9,212,243.84	1,062,581,538.12
657	UNIVERSITY OF UYO	40,989,056.98	126,150,709.36	112,942,823.76	135,043,550.34	8,175,000.00	305,266,085.41	13,136,100.00	91,876,958.50	299,716,620.04	0.00	1,131,296,904.39	1,140,032,192.00	8,735,287.61	62,865,810.38
658	UNIVERSITY OF MAIDUGURI	171,416,682.99	322,579,702.71	77,041,192.10	276,010,485.31	187,131,797.86	26,038,152.50	229,273,103.96	40,552,361.35	122,660,526.31	180,000.00	1,452,884,005.09	1,493,294,856.00	40,410,850.91	91,107,131.34
659	NNAMDI AZIKIWE UNIVERSITY, AWKA	346,006,490.78	202,235,469.96	531,671,761.09	422,136,389.52	213,351,958.15	154,033,451.01	161,992,955.27	113,346,837.00	512,760,380.69	0.00	2,657,535,702.47	2,659,143,698.00	1,607,995.53	53,652,437.68
660	BAYERO UNIVERSITY, KANO	56,481,905.80	119,047,166.18	204,995,066.73	86,862,186.13	396,835,407.95	186,805,850.50	3,390,000.00	140,740,239.44	328,886,318.06	0.00	1,524,044,140.79	1,591,385,290.00	67,341,149.21	83,212,000.00
661	USMAN DAN FODIO UNIVERSITY, SOKOTO	0.00	38,515,184.02	0.00	0.00	0.00	0.00	0.00	0.00	27,000,000.00	0.00	65,515,184.02	66,057,093.00	541,908.98	60,031,356.38
662	NATIONAL MATHEMATICAL CENTRE, SHEDA	5,728,723.43	3,058,701.99	7,991,001.06	10,995,553.76	3,735,114.61	3,220,000.00	8,690,104.10	8,471,450.00	16,630,963.37	0.00	68,521,612.32	71,686,667.00	3,165,054.68	71,071,424.21
663	"FRENCH LANGUAGE VILLAGE BADAGARY, LAGOS"	11,589,400.00	7,490,083.74	2,645,210.09	2,470,541.87	0.00	0.00	0.00	4,047,541.87	14,796,187.72	0.00	43,038,965.29	48,448,195.00	5,409,229.71	294,002,864.36
664	ARABIC LANGUAGE VILLAGE BORNO	11,577,926.00	750,000.00	1,814,300.00	3,442,000.00	4,686,000.00	0.00	1,821,000.00	0.00	10,599,925.00	0.00	34,691,151.00	39,720,771.00	5,029,620.00	38,356,705.00
665	"NATIONAL INSTITUTE FOR NIGERIAN LANGUAGES"	4,266,715.00	1,172,460.00	4,516,165.50	6,492,170.00	0.00	2,418,140.00	2,941,460.95	2,294,082.65	12,183,449.95	0.00	36,284,639.05	37,614,485.00	1,329,845.95	38,617,534.62
666	FEDERAL UNIVERSITY OYE-EKITI	63,280,656.90	24,152,353.20	168,804,205.20	60,604,996.59	55,070,907.26	70,431,750.00	377,482,311.94	54,939,120.17	355,234,553.70	0.00	1,230,000,854.96	1,270,572,809.00	40,571,954.04	69,259,048.45
667	FEDERAL UNIVERSITY OTUOKE	81,137,853.09	12,474,832.61	127,823,132.88	352,791,198.34	193,989,333.25	125,021,640.57	216,083,129.09	34,578,212.52	85,931,601.91	0.00	1,229,830,934.26	1,267,444,193.00	37,613,258.74	65,152,053.06
668	FEDERAL UNIVERSITY DUTSE	215,979,021.07	69,604,167.32	174,555,139.24	56,260,839.07	2,000,000.00	25,348,085.28	1,738,200.00	21,352,515.00	202,763,426.36	0.00	769,601,393.34	771,514,231.00	1,912,837.66	781,264,803.55
669	"ALEX EKWUEME FEDERAL UNIVERSITY NDUFU ALIKE IKWO"	111,054,625.12	12,493,190.89	114,115,855.08	82,919,965.59	44,072,184.54	31,600,408.12	40,819,259.03	19,568,067.10	161,294,702.13	0.00	617,938,257.60	619,803,846.00	1,865,588.40	90,712,298.46
670	FEDERAL UNIVERSITY LAFIA	5,473,958.00	14,045,884.32	9,827,655.07	6,087,080.00	6,770,607.00	0.00	0.00	2,107,150.00	19,065,424.01	0.00	63,377,758.40	70,721,172.00	7,343,413.60	72,975,501.57
671	FEDERAL UNIVERSITY DUTSIN-MA	156,115,124.66	19,770,142.27	56,024,063.77	77,184,067.06	268,370,307.94	12,665,476.85	5,555,000.00	17,460,157.51	140,882,699.17	0.00	754,027,039.23	770,305,669.00	16,278,629.77	255,181,853.52
672	FEDERAL UNIVERSITY KASHERE	57,380,598.00	9,358,982.90	218,494,177.47	63,071,088.58	200,978,972.30	8,263,300.00	33,378,413.96	34,768,723.70	135,949,547.02	0.00	761,643,803.93	770,566,096.00	8,922,292.07	1,025,837,925.81
673	FEDERAL UNIVERSITY LOKOJA	184,009,223.53	49,155,196.48	89,448,488.88	25,280,468.71	0.00	38,788,360.35	293,260,279.95	9,197,520.00	50,574,138.58	0.00	739,713,676.44	760,199,485.00	20,485,808.52	71,872,669.24
674	FEDERAL UNIVERSITY WUKARI	70,115,474.00	23,582,872.75	61,683,257.33	19,224,315.34	11,359,321.00	25,017,245.00	39,939,381.28	34,393,649.10	94,321,412.79	0.00	379,636,328.59	4,380,231,028.00	970,594,099.41	77,362,551.68
675	FEDERAL UNIVERSITY OF BERNIN KEBBI	14,095,405.02	46,166,611.34	43,076,256.12	15,939,949.67	159,650,717.67	7,444,310.00	4,165,000.00	24,316,625.02	37,875,325.67	0.00	352,730,200.51	385,353,980.00	2,623,779.49	106,281,291.17
676	FEDERAL UNIVERSITY OF GASHUA	18,557,051.29	2,435,672.43	12,932,005.79	9,704,688.03	6,907,016.59	1,673,846.86	2,058,740.00	9,030,638.82	23,833,108.64	0.00	87,132,768.45	97,696,117.00	10,563,348.55	97,260,062.21
677	FEDERAL UNIVERSITY OF GUSAU	2,309,395.80	31,911,890.46	7,923,508.27	5,787,205.71	1,774,187.60	755,850.00	383,919,844.98	7,736,974.14	21,691,530.66	0.00	463,810,387.62	97,354,011.00	-366,456,376.62	94,418,721.81
678	NIGERIA MARITIME UNIVERSITY, OKERENKOKO	144,028,941.00	54,974,000.00	63,922,075.00	199,279,379.64	88,184,480.00	120,130,499.64	48,330,000.00	157,140,756.00	434,217,437.25	0.00	1,310,207,568.53	110,431,330.00	-1,199,776,238.53	-
679	"INTERNATIONAL CENTRE FOR BIOTECHNOLOGY, UNIVERSITY OF NIGERIA NSUKKA, ENUGU STATE"	2,709,252.33	4,683,950.00	6,807,200.00	16,693,277.00	2,463,152.33	4,850,000.00	0.00	8,210,500.00	14,359,500.00	0.00	60,776,831.66	68,420,598.00	7,644,066.34	-
680	NIGERIAN ARMY UNIVERSITY BIU	21,235,528.00	2,614,531.40	14,528,010.00	8,487,415.00	43,771,940.00	13,556,004.00	8,588,650.00	4,766,625.00	18,011,995.00	8,115,600.00	143,675,898.40	145,631,347.00	1,955,448.60	24,976,468.35



NOTE 15
OVERHEAD COST -- Contd.

S/N	MDA	TRAVEL & TRANSPORT - GENERAL	UTILITIES - GENERAL	MATERIALS & SUPPLIES - GENERAL	MAINTENANCE SERVICES - GENERAL	TRAINING - GENERAL	OTHER SERVICES - GENERAL	CONSULTING & PROFESSIONAL SERVICES - GENERAL	FUEL & LUBRICANTS - GENERAL	MISCELLANEOUS EXPENSES GENERAL	RESEARCH AND DEVELOPMENT (R&D) - EXPENSE	TOTAL OVERHEAD COST	BUDGET	VARIANCE	2019
		220201	220202	220203	220204	220205	220206	220207	220208	220210	230501	220201 - 220208, 220210 & 230501			2019
		N	N	N	N	N	N	N	N	N	N	N	N	N	N
681	"DIVISION OF AGRICULTURAL COLLEGE, ABU ZARIA"	23,056,377.83	13,564,569.00	693,000.00	865,654.00	732,880.00	0.00	515,000.00	1,728,700.00	60,259,787.29	0.00	101,415,968.12	105,594,748.00	4,178,779.88	67,626,871.49
682	"FEDERAL UNIVERSITY OF PETROLEUM RESOURCES, EFFURUN"	15,501,220.76	2,185,610.00	13,157,335.54	4,558,247.87	508,600.00	11,801,507.00	2,850,000.00	12,046,624.42	6,417,538.00	0.00	69,026,683.59	69,112,342.00	85,658.41	69,493,162.62
683	NATIONAL OPEN UNIVERSITY	0.00	57,185,038.33	65,963,333.00	69,304,555.98	0.00	22,752,943.82	0.00	0.00	39,636,688.00	0.00	254,842,559.13	286,983,618.00	32,141,058.87	273,937,115.44
684	F.S.C. SOKOTO	701,912.68	339,637.66	1,575,672.28	1,811,648.66	204,119.54	198,777.28	345,434.30	417,379.03	740,472.35	0.00	6,335,053.78	119,447,758.00	113,112,704.22	8,791,798.58
685	FGC AZARE	0.00	300,000.00	3,470,000.00	500,000.00	0.00	0.00	0.00	5,930,000.00	700,000.00	0.00	10,900,000.00	162,480,609.00	151,580,609.00	17,150,000.00
686	FGC BUNI-YADI	311,766.00	1,414,539.48	12,886,545.10	3,626,341.51	1,113,185.27	545,612.50	0.00	1,564,443.64	1,893,888.00	0.00	23,356,321.50	56,770,907.00	33,414,585.50	10,005,100.00
687	FGC BIRIN YAUURI	500,000.00	1,362,000.00	1,005,000.00	786,000.00	0.00	241,000.00	136,000.00	291,000.00	546,000.00	0.00	4,867,000.00	116,053,661.00	111,186,661.00	6,678,000.00
688	FGC DAURA	450,500.00	3,086,642.00	23,892,342.50	4,279,536.50	282,322.00	477,500.00	1,529,022.00	2,572,860.00	2,524,902.50	0.00	39,095,627.50	124,181,784.00	85,086,156.50	72,628,240.31
689	FGC GANYE	400,000.00	275,000.00	1,081,000.00	1,153,000.00	0.00	400,000.00	0.00	850,000.00	870,000.00	0.00	5,029,000.00	96,755,243.00	91,726,243.00	6,993,000.00
690	FGC GARKI	1,345,183.65	6,841,800.00	63,136,842.47	977,000.00	200,000.00	3,540,000.00	0.00	6,915,260.00	3,229,100.00	0.00	86,185,186.12	189,337,280.00	103,152,093.88	92,708,187.12
691	FGC IJANIKIN	22,410,690.00	13,730,235.00	117,102,222.00	6,187,332.00	424,000.00	531,500.00	105,000.00	11,629,565.00	9,051,215.00	0.00	181,171,759.00	194,914,252.00	13,742,493.00	11,224,070.50
692	FGC IKET NISE	11,895,700.00	2,929,961.63	81,305,010.00	8,671,380.00	23,914,000.00	2,572,800.00	107,000.00	5,808,300.00	14,369,510.00	0.00	151,573,661.63	158,833,110.00	7,259,448.37	237,239,464.52
693	FGC IKET VANDAKYA	2,995,100.00	1,143,350.00	19,152,538.17	4,691,286.00	130,100.00	769,500.00	0.00	2,521,190.00	5,015,330.00	0.00	36,418,394.17	132,708,629.00	96,290,234.83	81,934,662.55
694	FGC IKOM	6,462,602.78	1,235,949.00	36,489,627.02	2,304,706.00	0.00	4,228,000.00	0.00	1,705,018.00	493,000.00	0.00	52,918,902.80	93,453,826.00	40,534,923.20	84,917,904.66
695	FGC IKOT EKPENE	6,649,200.00	4,584,743.93	200,935,471.87	14,893,609.00	2,232,000.00	2,183,800.00	0.00	1,694,000.00	13,564,517.10	0.00	246,737,341.90	248,545,352.00	1,808,010.10	9,714,934.93
696	FGC IKURIN	459,600.00	1,136,500.00	2,609,860.00	1,464,000.00	0.00	0.00	0.00	766,683.80	678,320.00	0.00	7,114,963.80	134,181,000.00	127,066,036.20	10,035,887.00
697	FGC JOS	127,950.74	120,879.21	213,592.20	840,000.00	0.00	100,928.24	252,656.21	0.00	4,302,254.89	0.00	6,158,261.49	139,549,566.00	133,391,304.51	158,154,200.73
698	FGC KADUNA	925,000.00	2,054,777.39	82,989,305.00	14,824,679.00	450,000.00	1,100,000.00	0.00	3,964,600.00	4,281,600.00	0.00	110,589,961.39	199,470,435.00	88,880,473.61	171,441,562.00
699	FGC KANO	3,493,620.00	2,004,787.00	33,557,440.52	4,747,540.00	11,830,599.00	1,157,600.00	35,000.00	2,910,080.00	2,806,790.00	0.00	62,543,456.52	184,263,362.00	121,719,905.48	8,609,850.00
700	FGC KEFFI	3,896,643.00	5,407,814.11	65,250,013.99	4,262,784.46	197,000.00	1,091,304.64	16,340.29	68,398.97	14,246,425.29	0.00	94,976,734.75	159,449,943.00	64,473,218.25	143,546,546.45
701	FGC KIYAWA	0.00	348,000.00	55,520,098.83	2,776,100.00	238,500.00	1,625,000.00	441,500.00	649,000.00	3,518,477.87	0.00	65,116,676.70	147,934,517.00	82,817,840.30	143,546,546.45
702	FGC KWALI	760,000.00	340,000.00	680,000.00	1,240,800.00	0.00	0.00	0.00	300,000.00	800,000.00	0.00	4,120,800.00	239,416,132.00	235,295,332.00	6,522,300.00
703	FGC MAIDUGURI	4,561,700.00	1,740,300.00	75,180,349.35	3,147,989.18	0.00	2,771,000.00	0.00	4,753,500.00	1,596,100.00	0.00	93,750,938.53	237,468,263.00	143,717,324.47	48,650,775.00
704	FGC MINJIBIR	1,840,000.00	580,000.00	15,641,987.15	2,600,720.00	210,000.00	383,000.00	73,000.00	3,761,400.00	1,636,000.00	0.00	26,726,107.15	169,920,651.00	143,194,543.85	9,095,000.00
705	FGC MINNA	3,445,800.00	0.00	3,079,008.00	4,656,400.00	560,000.00	0.00	0.00	840,500.00	1,938,860.00	0.00	14,520,568.00	221,696,781.00	207,176,213.00	18,749,675.00
706	FGC ODIKOLOGUNA	10,469,700.00	4,232,557.17	36,918,747.11	5,320,145.55	0.00	541,100.00	8,079,000.00	2,361,050.42	3,364,116.16	0.00	71,286,414.41	84,216,068.00	12,929,653.59	86,130,894.53
707	FGC ODOGBOLU	642,000.00	685,000.00	990,000.00	990,000.00	100,000.00	300,000.00	0.00	431,200.00	885,000.00	0.00	4,711,200.00	177,165,371.00	172,454,171.00	6,730,536.42
708	FGC OGBOMOSHIMO	2,442,800.00	224,000.00	225,000.00	748,950.00	0.00	0.00	0.00	153,000.00	475,000.00	0.00	4,268,750.00	133,824,125.00	129,555,375.00	6,937,082.00
709	FGC OGOJA	2,654,700.00	13,754,000.00	29,227,200.00	4,690,780.00	238,000.00	1,600,000.00	0.00	5,286,340.00	9,438,529.00	0.00	66,889,549.00	140,731,699.00	73,842,150.00	7,569,600.00
710	FGC OHAFIA	7,489,127.62	1,202,660.61	46,928,501.43	4,304,789.82	650,150.64	618,325.76	9,964,168.05	2,135,650.49	4,637,107.29	0.00	77,930,481.71	130,130,128.00	52,199,646.29	7,313,266.20
711	FGC OKIGWE	393,000.00	2,036,000.00	2,436,000.00	3,315,000.00	1,750,000.00	983,500.00	0.00	2,365,000.00	1,725,500.00	0.00	15,004,000.00	211,840,598.00	196,836,598.00	21,273,905.00
712	FGC OKPOSI	8,524,950.50	2,618,560.63	58,247,101.44	9,615,494.00	16,149,810.63	2,622,200.00	7,005,700.00	9,847,009.80	6,281,265.00	0.00	120,912,092.00	149,479,153.00	28,567,061.00	16,066,182.36
713	FGC ONITSHA	1,900,000.00	600,000.00	1,400,000.00	2,470,000.00	580,000.00	670,000.00	0.00	2,680,000.00	840,000.00	0.00	11,440,000.00	174,040,936.00	162,600,936.00	16,871,000.00
714	FGC PORT HARCOURT	8,593,150.24	1,458,200.84	70,386,898.91	4,825,860.50	359,000.84	9,175,095.80	150,000.00	3,043,195.63	12,184,530.84	0.00	110,175,933.60	143,125,325.00	32,949,391.40	16,909,660.10
715	FGC POTISKUM	9,336,000.00	1,286,350.00	13,921,360.00	7,383,795.05	590,000.00	4,652,000.00	86,000.00	6,479,620.00	5,744,750.00	0.00	49,479,875.05	78,677,808.00	29,197,932.95	15,094,000.00
716	FGC RUBBOCHI	200,000.00	1,888,000.00	43,433,922.00	7,149,800.00	0.00	452,900.00	11,065,000.00	2,326,650.00	1,345,350.00	0.00	67,661,622.00	126,059,139.00	58,397,517.00	8,765,500.00
717	FGC SOKOTO	338,859.53	1,644,564.62	3,560,314.40	2,362,396.31	587,567.08	891,403.10	1,055,775.21	1,669,009.96	2,848,043.95	0.00	14,957,934.16	180,305,899.00	165,347,964.84	21,040,655.87
718	FGC UGWOLAWO	380,400.00	390,000.00	2,942,000.00	736,200.00	210,000.00	200,000.00	80,000.00	331,000.00	265,000.00	0.00	5,534,600.00	117,390,444.00	111,855,844.00	60,404,442.00
719	FGC WARRI	4,109,318.85	20,980,391.40	96,981,104.00	5,216,271.76	257,385.85	0.00	0.00	2,356,625.00	2,675,941.00	0.00	132,577,037.86	133,895,019.00	1,317,981.14	7,628,567.40
720	FGC ZARIA	905,400.00	1,200,177.21	28,875,352.45	1,854,000.00	100,000.00	594,000.00	0.00	826,000.00	1,806,000.00	0.00	34,160,929.66	137,562,810.00	103,401,880.34	107,955,578.70
721	FGC BILLIRI	876,000.00	6,634,800.00	23,490,125.00	3,323,400.00	0.00	50,900.00	0.00	429,500.00	4,616,880.00	0.00	39,421,605.00	106,670,538.00	67,248,933.00	56,202,157.40
722	FGC IDO-ANI	948,000.00	836,400.00	1,492,950.00	2,046,000.00	250,000.00	69,700.00	41,000.00	850,000.00	1,182,400.00	0.00	7,716,450.00	109,414,234.00	101,697,784.00	7,349,000.50
723	FGC IKOLE	2,468,500.00	796,002.17	42,409,921.80	3,494,834.68	400,000.00	1,500,000.00	0.00	4,949,008.36	2,521,067.31	0.00	58,539,334.32	117,753,158.00	59,213,823.68	74,766,814.67
724	FGC ABAJI	3,259,558.65	1,858,428.00	58,565,564.56	4,061,760.00	195,000.00	973,500.00	0.00	4,233,770.00	6,971,745.00	0.00	80,119,326.21	132,310,894.00	52,191,567.79	8,147,049.00
725	FGC ABULOMA	10,007,595.10	4,308,900.00	87,001,650.00</											



NOTE 15
OVERHEAD COST -- Contd.

S/N	MDA	TRAVEL & TRANSPORT - GENERAL	UTILITIES - GENERAL	MATERIALS & SUPPLIES - GENERAL	MAINTENANCE SERVICES - GENERAL	TRAINING - GENERAL	OTHER SERVICES - GENERAL	CONSULTING & PROFESSIONAL SERVICES - GENERAL	FUEL & LUBRICANTS - GENERAL	MISCELLANEOUS EXPENSES GENERAL	RESEARCH AND DEVELOPMENT (R&D) - EXPENSE	TOTAL OVERHEAD COST	BUDGET	VARIANCE	2019
		220201	220202	220203	220204	220205	220206	220207	220208	220210	230501	220201 - 220208, 220210 & 230501			2019
		N	N	N	N	N	N	N	N	N	N	N	N	N	N
733	FGGC BWARI	4,878,800.00	22,379,372.27	11,603,405.00	6,204,260.00	420,300.00	547,700.00	876,425.00	2,472,300.00	16,176,121.00	0.00	65,558,683.27	204,472,083.00	138,913,399.73	14,182,902.00
734	FGGC CALABAR	8,758,300.00	2,851,000.00	70,181,383.83	5,276,640.50	330,000.00	2,454,545.25	12,383,600.00	4,028,122.00	9,604,994.79	0.00	115,868,586.37	132,757,320.00	16,888,733.63	143,294,686.47
735	FGGC EFON ALAYE	305,000.00	773,000.00	808,000.00	2,016,000.00	405,000.00	557,000.00	155,000.00	1,192,500.00	1,869,500.00	0.00	8,081,000.00	99,278,129.00	91,197,129.00	109,855,772.00
736	FGGC EFON IMNRINGI	9,593,558.00	5,890,000.00	4,147,530.00	4,732,165.75	0.00	1,402,300.00	1,693,000.00	5,097,345.00	6,637,226.25	0.00	39,193,125.00	73,083,788.00	33,890,663.00	8,910,030.00
737	FGGC ENUGU	10,274,947.00	6,996,741.65	66,476,807.16	7,530,251.58	0.00	8,958,000.00	18,895,000.00	6,798,100.00	6,615,433.73	0.00	132,545,281.12	237,408,641.00	104,863,359.88	248,886,817.36
738	FGGC EZZAMGBO ABAKALIKI	8,365,600.00	3,528,562.60	29,054,652.15	8,970,694.50	0.00	547,300.00	11,028,665.35	6,305,701.55	5,156,222.60	0.00	72,957,398.75	124,952,700.00	51,995,301.25	105,742,912.96
739	FGGC GBOKO	497,000.00	474,810.00	1,192,100.00	1,157,680.00	87,230.00	537,500.00	2,950.00	364,150.00	223,020.00	0.00	4,536,490.00	111,997,301.00	107,460,811.00	6,594,415.00
740	FGGC GUSAU	835,497.76	1,116,766.35	1,983,228.70	1,771,346.47	216,816.22	953,754.15	316,984.69	645,396.54	1,155,464.57	0.00	8,995,255.45	123,126,512.00	114,131,256.55	12,396,994.56
741	FGGC GWANDU	910,000.00	390,000.00	2,850,000.00	3,300,000.00	300,000.00	460,000.00	0.00	770,000.00	1,170,000.00	0.00	10,150,000.00	150,560,065.00	140,410,065.00	13,409,000.00
742	FGGC IBILLO	5,399,020.00	3,810,000.00	39,961,799.83	3,098,785.00	197,000.00	2,055,350.00	0.00	1,358,150.00	4,768,030.00	0.00	60,648,134.83	71,551,719.00	10,903,584.17	6,953,185.92
743	FGGC IBUSA	5,805,000.00	3,092,700.00	47,794,290.00	2,533,820.00	303,000.00	230,850.00	9,161,280.00	3,715,275.00	13,406,985.00	0.00	86,043,200.00	100,098,603.00	14,055,403.00	110,432,392.79
744	FGGC IKOT-OBIO-ITONGI	9,098,300.00	2,518,200.00	68,767,056.00	3,856,700.00	2,880,000.00	1,078,650.00	1,758,436.59	2,428,950.00	6,299,300.00	0.00	98,685,592.59	118,922,423.00	20,236,830.41	7,717,977.00
745	FGGC IORIN	98,000.00	1,965,199.62	94,577,738.63	15,226,577.00	120,000.00	1,148,882.00	6,790,000.00	4,123,841.00	13,366,087.00	0.00	137,416,325.25	138,374,769.00	98,443.75	151,081,591.35
746	FGGC IPETUMODU	5,785,029.00	24,682,000.00	43,297,298.55	10,067,490.00	213,000.00	2,122,000.00	38,000.00	3,576,000.00	2,957,473.50	0.00	92,738,291.05	128,082,691.00	35,344,399.95	147,647,107.69
747	FGGC JALINGO	1,770,000.00	170,000.00	3,882,000.00	4,461,000.00	404,000.00	566,000.00	857,000.00	510,000.00	538,000.00	0.00	13,158,000.00	100,163,052.00	87,005,052.00	16,310,000.00
748	FGGC KABBA	0.00	9,349,031.40	33,526,995.00	3,237,200.00	430,943.00	1,665,450.00	191,887.00	3,952,961.00	6,764,650.00	0.00	59,119,117.40	117,870,682.00	58,751,564.60	71,674,649.94
749	FGGC KAZAURE	8,794,400.00	4,113,700.00	41,524,812.59	21,630,120.25	434,200.00	1,344,500.00	100,000.00	1,043,100.00	3,109,000.00	0.00	82,093,832.84	159,653,181.00	77,559,348.16	53,285,191.00
750	FGGC KEANA	451,600.00	314,500.00	1,237,350.00	981,050.00	417,100.00	224,600.00	0.00	422,668.71	982,700.00	0.00	5,031,568.71	59,910,083.00	54,878,514.29	36,044,789.37
751	FGGC LANGTANG	2,590,200.00	318,000.00	1,366,600.00	115,364,320.55	0.00	0.00	0.00	529,500.00	182,000.00	0.00	120,350,620.55	122,018,821.00	1,668,200.45	8,267,250.00
752	FGGC LEJJA	3,620,250.00	4,003,000.00	61,732,200.00	1,733,500.00	490,000.00	1,150,000.00	6,045,000.00	3,292,950.00	5,344,300.00	0.00	87,411,200.00	135,862,672.00	48,451,472.00	188,319,551.00
753	FGGC MONGUNO	1,255,000.00	0.00	830,000.00	2,585,785.00	300,000.00	1,300,000.00	0.00	1,475,000.00	1,231,570.00	0.00	8,977,355.00	75,147,859.00	66,170,504.00	12,720,000.00
754	FGGC NEW BUSA	0.00	1,160,000.00	35,163,875.22	4,074,900.00	0.00	647,000.00	0.00	988,370.00	9,847,809.78	0.00	51,881,955.00	92,882,671.00	41,000,716.00	11,659,000.00
755	FGGC OMO-ARAN	4,175,000.00	2,838,000.00	25,828,300.00	25,309,593.86	0.00	2,717,000.00	0.00	5,004,900.00	2,895,900.00	0.00	68,768,693.86	78,430,420.00	9,661,726.14	11,131,110.00
756	FGGC OWERRI	8,869,650.00	701,895.00	87,936,943.00	6,976,304.00	26,070,350.00	2,605,250.00	0.00	7,590,944.00	3,628,100.00	0.00	144,379,436.00	182,776,855.00	38,397,419.00	221,611,063.00
757	FGGC OYO	14,471,900.00	1,038,000.00	92,528,896.38	11,120,318.00	760,000.00	2,771,000.00	0.00	5,954,725.00	13,326,600.85	0.00	141,971,440.23	165,031,756.00	23,060,315.77	11,109,210.00
758	FGGC SHAGAMU	2,781,800.00	481,000.00	2,479,950.00	2,380,000.00	342,000.00	840,000.00	0.00	2,889,300.00	1,320,000.00	0.00	13,514,050.00	149,300,835.00	135,786,785.00	235,939,325.12
759	FGGC GUMI TAMBAWAL	2,499,209.90	1,189,079.75	1,175,217.56	14,121,111.18	132,351.42	0.00	0.00	1,564,786.29	1,974,045.02	1,500,000.00	24,155,801.12	138,106,906.00	113,951,104.88	43,823,583.84
760	FGGC UMUAHIA	8,999,900.00	3,551,516.85	98,822,420.00	13,158,436.00	0.00	563,900.00	7,134,000.00	3,845,890.00	17,802,825.00	0.00	153,878,887.85	159,484,105.00	5,605,217.15	213,174,107.56
761	FGGC WUKARI	1,780,000.00	600,000.00	3,270,000.00	1,495,000.00	120,000.00	0.00	0.00	1,540,000.00	1,555,000.00	0.00	10,360,000.00	108,989,501.00	98,629,501.00	53,386,020.00
762	FGGC, YOLA	4,958,900.00	12,784,150.00	19,984,570.00	2,653,030.00	480,000.00	8,000.00	0.00	1,595,950.00	3,345,850.00	0.00	45,810,450.00	112,960,102.00	67,149,652.00	63,678,410.33
763	FSTC AHOADA	4,889,188.00	225,000.00	63,236,878.53	4,265,120.58	0.00	588,500.00	0.00	1,121,600.00	22,362,400.00	0.00	96,688,687.11	85,196,246.00	-11,492,441.11	111,366,100.00
764	FSTC AWKA	11,565,511.77	13,288,784.48	93,153,805.98	8,397,931.33	14,132,400.00	3,909,000.00	1,027,650.00	5,088,893.00	0.00	0.00	150,867,976.56	203,325,086.00	52,457,109.44	167,109,837.75
765	FSTC JUBU-IMUSHIN	3,752,431.00	1,168,300.00	89,178,254.00	3,224,368.00	2,193,950.00	2,193,950.00	0.00	5,265,990.00	28,792,055.00	0.00	135,769,298.00	173,174,410.00	37,405,112.00	171,748,592.20
766	FSTC MICHKA	3,922,000.00	1,261,600.00	7,869,574.00	2,179,500.00	235,000.00	508,950.00	0.00	353,840.00	1,141,900.00	0.00	17,472,364.00	58,839,107.00	41,366,743.00	40,975,154.00
767	FSTC TUNGBO - YENAGOA	5,897,894.55	1,055,000.00	39,021,625.00	7,366,400.00	700,000.00	1,771,500.00	0.00	6,551,000.00	4,272,200.00	0.00	66,635,529.55	92,267,986.00	25,632,456.45	16,855,090.00
768	FSTC USI-EKITI	2,067,760.00	6,039,214.76	19,537,101.02	2,200,125.00	0.00	0.00	0.00	1,301,700.00	3,098,150.00	0.00	34,244,050.78	86,533,557.00	52,289,506.22	100,356,405.96
769	FTC IKARE	1,801,000.00	11,257,550.00	44,862,100.00	2,076,401.55	90,000.00	2,875,100.00	0.00	4,609,907.50	2,656,550.00	0.00	70,228,609.05	107,748,826.00	37,520,216.95	79,612,902.00
770	FTC ILESA	7,309,098.00	8,949,530.00	42,680,167.31	2,875,600.00	0.00	1,485,972.81	0.00	3,720,650.00	10,409,517.86	0.00	77,430,535.98	146,060,381.00	68,629,845.02	109,565,119.38
771	FTC JALINGO	1,637,000.00	1,796,000.00	2,542,000.00	1,453,000.00	0.00	0.00	0.00	1,453,000.00	0.00	0.00	8,881,000.00	145,549,773.00	136,668,773.00	67,885,100.00
772	FTC KAFANCHAN	3,578,800.00	2,944,224.60	21,003,404.33	7,935,000.00	192,000.00	2,329,500.00	2,329,500.00	5,417,380.00	8,971,134.73	0.00	54,700,943.66	125,947,520.00	71,246,576.34	79,807,589.82
773	FTC LASSA	1,400,000.00	0.00	3,130,000.00	315,000.00	0.00	0.00	0.00	85,000.00	385,000.00	0.00	5,315,000.00	39,816,922.00	34,501,922.00	7,205,000.00
774	FTC OHANSO	5,696,100.00	3,408,300.00	100,886,887.50	2,414,062.00	745,500.00	551,666.00	209,940.00	2,672,931.00	3,776,179.00	0.00	120,361,565.50	115,592,379.00	-4,769,186.50	4,431,872.00
775	FTC OROZO	7,808,968.00	8,342,102.41	68,096,791.29	7,262,871.96	0.00	877,800.00	22,486,860.00	5,081,250.00	15,855,029.15	0.00	135,811,672.81	165,834,412.00	30,022,739.19	218,102,604.49
776	FTC OTOBI	799,517.60	5,736,101.78	33,083,788.87	8,207,207.79	1,958,971.00	456,523.12	100,700.25	1,632,170.04	3,877,314.70	0.00	55,852,275.15	132,138,533.00	76,286,257.85	7,983,235.41
777	FTC OTUPKO	7,793,697.05	3,521,569.60	100,586,162.25	9,848,376.40	150,417.69	64,481.33	150,417.69	1,618,744.65	760,346.30	0.00	124,494,212.96	117,164,099.00	-7,330,113.96	172,290,320.22
778	FTC SHIRORO	320,000.00	11,602,000.00	58,258,141.95	4,087,000.00	0.00	1,539,000.00	0.00	0.00	5,670,000.00	0.00	81,476,141.95	173,537,698.00	92,061,556.05	119,686,032.90
779	FTC UROMI	8,400,900.00	2,068,200.00	36,940,856.00	3,290,800.00	2,580,000.00	1,072,000.00	0.00	1,809,500.00	6,426,050.00	0.00	62,588,306.00	106,132,864.00	43,544,558.00	127,369,847.00
780	FTC UYO														



NOTE 15

OVERHEAD COST -- Contd.

S/N	MDA	TRAVEL & TRANSPORT - GENERAL	UTILITIES - GENERAL	MATERIALS & SUPPLIES - GENERAL	MAINTENANCE SERVICES - GENERAL	TRAINING - GENERAL	OTHER SERVICES - GENERAL	CONSULTING & PROFESSIONAL SERVICES - GENERAL	FUEL & LUBRICANTS - GENERAL	MISCELLANEOUS EXPENSES GENERAL	RESEARCH AND DEVELOPMENT (R&D) - EXPENSE	TOTAL OVERHEAD COST	BUDGET	VARIANCE	2019
		220201	220202	220203	220204	220205	220206	220207	220208	220210	220501	220201 - 220208, 220210 & 220501			
		N	N	N	N	N	N	N	N	N	N	N	N	N	N
786	FSTC.DOMA	2,715,000.00	1,253,000.00	11,724,000.00	1,877,000.00	160,000.00	1,145,000.00	25,000.00	3,770,000.00	4,802,000.00	0.00	27,471,000.00	110,624,042.00	83,153,042.00	7,038,197.00
787	FSTC DAYI	630,000.00	186,400.00	3,723,638.00	2,302,100.00	120,000.00	185,000.00	217,000.00	598,000.00	407,200.00	0.00	8,369,338.00	93,342,661.00	84,973,323.00	78,620,079.10
788	"LIBRARIANS REGISTRATION COUNCIL OF NIGERIA"	1,573,728.43	314,600.00	2,332,430.00	1,661,897.33	1,649,456.76	1,366,788.00	1,259,973.65	886,917.75	1,164,145.44	0.00	12,209,937.36	13,226,676.00	1,016,738.64	13,433,811.22
789	UNESCO PARIS	0.00	0.00	0.00	0.00	0.00	0.00	0.00	0.00	0.00	0.00	0.00	131,796,647.00	131,796,647.00	-
790	"NATIONAL BOARD FOR TECHNICAL EDUCATION"	47,091,330.16	21,454,839.72	14,750,216.92	21,819,136.47	32,752,410.77	30,478,841.77	4,636,776.27	5,582,847.17	40,286,644.81	0.00	218,853,044.06	181,874,877.00	-36,978,167.06	562,923,276.16
791	"NATIONAL BOARD FOR ARABIC AND ISLAMIC STUDIES (NBAS) HQTRS"	13,045,752.55	7,751,213.92	7,560,720.11	27,038,629.97	8,700,000.00	8,125,461.25	1,430,000.00	7,877,828.95	17,196,812.68	0.00	98,726,419.43	102,631,347.00	3,904,927.57	47,587,476.94
792	FEDERAL MINISTRY OF HEALTH - HQTRS	71,361,374.76	26,888,339.45	46,696,077.13	22,267,262.00	13,882,900.00	23,898,173.00	26,949,116.00	30,834,202.50	12,819,403,136.33	0.00	13,082,180,581.17	476,519,000.00	-12,605,661,581.17	315,041,013.38
793	"NATIONAL PRIMARY HEALTH CARE DEVELOPMENT AGENCY"	52,440,667.00	40,771,043.85	11,039,633.32	5,876,828.84	7,559,631.25	3,486,571.00	9,395,911.00	47,334,709.10	16,666,940.71	0.00	194,571,936.07	209,330,979.00	14,759,042.93	20,733,407,073.38
794	NATIONAL ARBOVIRUS AND VECTOR RESEARCH	3,199,800.00	200,000.00	300,000.00	1,720,000.00	0.00	0.00	286,500.00	2,597,000.00	0.00	0.00	8,303,300.00	9,647,534.00	1,344,234.00	858,000.00
795	RADIOGRAPHERS REGISTRATION BOARD	0.00	0.00	518,240.00	0.00	0.00	0.00	286,500.00	617,000.00	1,517,560.30	0.00	2,939,300.30	3,950,354.00	1,011,053.70	3,222,844.00
796	DENTAL TECHNOLOGY REGISTRATION BOARD	346,124.20	0.00	470,576.16	211,454.37	0.00	0.00	0.00	110,200.00	97,441.01	0.00	1,235,795.74	1,430,412.00	194,616.26	816,944.00
797	HEALTH RECORDS REGISTRATION BOARD	72,880,639.53	4,505,682.99	79,698,375.86	8,408,525.00	4,962,550.00	25,978,055.00	79,665,643.85	4,888,350.00	46,637,630.84	0.00	327,625,453.07	330,541,580.00	2,916,126.93	760,600.00
798	"OPTOMETRIST AND DISPENSING OPTICIANS BOARD OF NIGERIA"	499,600.00	163,275.00	0.00	315,500.00	0.00	0.00	0.00	200,000.00	120,975.00	0.00	1,299,350.00	1,559,546.00	260,196.00	935,950.00
799	"COMMUNITY HEALTH PRACTITIONERS REGISTRATION BOARD"	0.00	0.00	0.00	0.00	0.00	0.00	0.00	0.00	0.00	0.00	0.00	1,765,931.00	1,765,931.00	-
800	NURSING AND MIDWIFERY COUNCIL	0.00	0.00	0.00	0.00	0.00	0.00	0.00	0.00	0.00	0.00	0.00	3,132,061.00	3,132,061.00	-
801	PHARMACIST COUNCIL OF NIGERIA COUNCIL	3,478,000.00	950,000.00	0.00	1,295,000.00	0.00	0.00	0.00	1,392,000.00	0.00	0.00	7,115,000.00	8,551,000.00	1,436,000.00	5,229,000.00
802	MEDICAL AND DENTAL COUNCIL OF NIGERIA	2,998,800.00	673,400.00	0.00	627,500.00	0.00	0.00	0.00	4,241,787.28	0.00	0.00	8,541,487.28	10,325,369.00	1,783,881.72	1,114,756,431.70
803	"NATIONAL AGENCY FOR FOOD AND DRUG ADMINISTRATION AND CONTROL"	0.00	6,302,966.58	0.00	0.00	0.00	0.00	0.00	0.00	0.00	0.00	6,302,966.58	7,568,033.00	1,265,066.42	2,081,219.12
804	MEDICAL REHABILITATION THERAPY BOARD	14,857,940.00	3,820,970.00	11,486,653.00	11,480,952.91	6,805,600.00	4,440,000.00	1,582,300.00	4,647,632.70	29,006,029.59	0.00	88,128,078.20	30,874,671.00	-57,253,407.20	21,629,342.90
805	"FEDERAL COLLEGE OF DENTAL TECHNOLOGY AND THERAPY, ENUGU"	21,898,882.00	9,565,965.00	387,850.00	7,094,051.00	1,985,877.00	1,307,520.00	79,200.00	1,430,000.00	9,505,811.00	0.00	53,255,156.00	64,000,000.00	10,744,844.00	28,757,806.00
806	"ENVIRONMENTAL HEALTH OFFICERS TUTORS- IBADAN"	3,118,465.80	254,000.00	512,350.00	480,750.00	1,031,300.00	53,100.00	0.00	213,950.00	4,005,286.32	0.00	9,669,202.12	8,888,262.00	-780,940.12	5,885,502.65
807	NURSE TUTOR TRAINING - ENUGU	600,000.00	179,700.00	80,000.00	478,550.00	0.00	0.00	0.00	311,100.00	0.00	0.00	1,649,350.00	1,651,494.00	2,144.00	12,954,682.35
808	NURSE TUTOR PROGRAMME AKOKA LAGOS	865,000.00	150,000.00	453,000.00	208,000.00	0.00	0.00	0.00	76,000.00	0.00	0.00	1,752,000.00	2,105,001.00	353,001.00	1,460,400.00
809	NURSE TUTOR TRAINING KADUNA	56,000.00	103,500.00	962,500.00	245,500.00	0.00	0.00	0.00	190,000.00	158,000.00	0.00	1,715,500.00	2,034,656.00	319,156.00	1,386,450.00
810	NURSE TUTOR TRAINING IBADAN	1,124,055.00	540,795.00	718,900.00	299,400.00	290,000.00	231,825.00	0.00	71,100.00	4,324,700.00	0.00	7,560,775.00	1,651,494.00	-5,909,281.00	613,990.00
811	"NATIONAL POST GRADUATE MEDICAL COLLEGE OF NIGERIA-IBANIKIN LAGOS"	2,701,659.35	1,371,717.37	1,254,690.00	3,011,210.00	3,011,210.00	348,000.00	1,250,000.00	410,000.00	0.00	0.00	13,358,486.72	16,626,390.00	3,267,903.28	10,622,375.87
812	PHD TUTORS PROGRAMME,UCH-IBADAN	499,100.00	310,000.00	190,000.00	0.00	270,000.00	0.00	0.00	0.00	0.00	0.00	1,269,100.00	1,535,053.00	265,953.00	989,400.50
813	"PHD TUTORS PROGRAMME,KADUNA POLYTECHNIC"	1,089,200.00	20,000.00	358,520.00	224,700.00	0.00	405,000.00	0.00	30,375.00	0.00	0.00	2,127,795.00	2,577,362.00	449,567.00	1,693,454.80
814	COMMUNITY HEALTH TUTOR PROGRAMME UCH	1,549,475.00	303,675.00	875,970.00	240,900.00	473,250.00	235,650.00	0.00	648,550.00	5,850,605.00	0.00	10,178,075.00	1,695,207.00	-8,482,868.00	1,078,380.00
815	UNIVERSITY COLLEGE HOSPITAL IBADAN	79,958,473.02	101,867,480.52	1,335,872,216.60	119,572,314.78	46,763,211.25	81,891,850.32	87,310,149.58	112,168,752.74	256,101,269.03	0.00	2,221,505,717.84	2,254,701,272.00	33,195,554.16	3,569,728,247.24
816	LAGOS UNIVERSITY TEACHING HOSPITAL	0.00	128,584,680.18	0.00	0.00	0.00	0.00	0.00	0.00	0.00	0.00	128,584,680.18	150,301,959.00	21,717,278.82	66,375,450.25
817	"AHMADU BELLO UNIVERSITY TEACHING HOSPITAL"	23,553,316.48	42,332,417.34	2,644,110.00	6,600,050.00	95,000.00	740,000.00	4,217,671.35	40,327,249.65	3,606,128.80	0.00	124,115,943.62	150,211,932.00	26,095,988.38	55,415,370.26
818	"UNIVERSITY OF NIGERIA TEACHING HOSPITAL, ENUGU"	115,984,329.47	103,419,454.12	417,471,478.72	77,007,714.67	14,234,811.19	31,023,298.11	18,163,070.54	93,869,282.81	119,096,520.27	448,599,977.99	1,438,869,937.89	1,527,203,564.00	88,333,626.11	50,332,634.31
819	UNIVERSITY OF BENIN TEACHING HOSPITAL	90,294,537.64	255,015,675.69	2,414,752,147.29	343,198,378.78	249,857,967.19	734,632,919.50	17,375,642.39	191,665,591.00	377,613,747.68	0.00	4,674,406,607.20	4,750,004,869.00	75,598,261.80	49,939,443.11



NOTE 15
OVERHEAD COST -- Contd.

S/N	MDA	TRAVEL & TRANSPORT - GENERAL	UTILITIES - GENERAL	MATERIALS & SUPPLIES - GENERAL	MAINTENANCE SERVICES - GENERAL	TRAINING - GENERAL	OTHER SERVICES - GENERAL	CONSULTING & PROFESSIONAL SERVICES - GENERAL	FUEL & LUBRICANTS - GENERAL	MISCELLANEOUS EXPENSES GENERAL	RESEARCH AND DEVELOPMENT (R&D) - EXPENSE	TOTAL OVERHEAD COST	BUDGET	VARIANCE	2019
		220201	220202	220203	220204	220205	220206	220207	220208	220210	230501	220201 - 220208, 220210 & 230501			2019
		N	N	N	N	N	N	N	N	N	N	N	N	N	N
820	"OBAFEMI AWOLOWO UNIVERSITY TEACHING HOSPITAL"	51,199,870.60	111,889,273.49	123,036,124.22	105,722,806.55	27,571,618.04	75,540,641.91	5,393,560.00	72,860,226.18	64,695,549.51	0.00	637,909,670.50	650,216,093.00	12,306,422.50	54,521,308.27
821	"UNIVERSITY OF ILORIN TEACHING HOSPITAL, ILORIN"	2,300,052.40	11,196,028.88	6,243,638.75	47,881,571.99	605,040.00	1,149,000.00	0.00	0.00	2,203,380.00	0.00	71,578,712.02	84,885,939.00	13,307,226.98	180,932,301.18
822	JOS UNIVERSITY TEACHING HOSPITAL	44,517,564.28	54,860,262.12	966,501,398.67	84,718,151.81	54,974,371.48	37,592,454.10	18,261,284.89	92,302,288.01	96,698,997.05	0.00	1,450,426,772.41	1,460,013,910.00	9,587,137.59	42,744,020.95
823	"UNIVERSITY OF PORT-HARCOURT TEACHING HOSPITAL"	0.00	8,500,000.00	0.00	0.00	0.00	0.00	0.00	71,005,000.00	0.00	0.00	79,505,000.00	79,505,000.00	0.00	38,130,002.03
824	UNIVERSITY OF CALABAR TEACHING HOSPITAL	75,007,980.00	47,669,940.89	246,582,052.18	149,546,425.17	11,774,313.00	107,487,689.52	5,684,532.75	84,366,640.58	54,157,189.70	0.00	782,276,763.79	784,863,376.00	2,586,612.21	61,397,673.61
825	"UNIVERSITY OF MAIDUGURI TEACHING HOSPITAL"	170,380,935.42	186,444,783.88	480,940,611.13	194,991,035.67	2,192,132.00	298,857,343.59	21,042,500.00	192,677,692.50	249,274,964.08	0.00	1,796,801,998.27	1,797,946,535.00	1,144,536.73	71,770,336.05
826	"USMANU DANFODIO UNIVERSITY TEACHING HOSPITAL, SOKOTO"	10,654,380.26	22,892,000.55	6,849,572.00	13,009,996.79	0.00	0.00	0.00	0.00	0.00	0.00	53,405,949.60	98,422,516.00	45,016,566.40	62,959,140.29
827	AMINU KANO UNIVERSITY TEACHING HOSPITAL	3,633,738.00	79,110,390.00	2,447,700.00	2,819,725.00	0.00	17,339,283.39	0.00	14,999,994.00	2,000,210.65	0.00	122,351,041.04	129,728,057.00	7,377,015.96	2,515,352,325.96
828	"NNAMDI AZIKIWE UNIVERSITY TEACHING HOSPITAL, NNEWI"	0.00	4,761,212.17	0.00	7,985,583.87	0.00	0.00	0.00	57,542,219.25	0.00	0.00	70,289,015.29	84,303,506.00	14,014,490.71	33,681,000.00
829	"UNIVERSITY OF ABUJA TEACHING HOSPITAL, GWAGWALADA"	16,576,585.00	38,683,497.86	721,709,309.17	80,854,862.91	12,104,940.00	28,677,987.38	18,074,017.49	72,970,000.00	28,344,696.75	0.00	1,017,995,896.56	1,050,139,081.00	32,143,184.44	62,757,410.35
830	"ABUBAKAR TAFAWA BALEWA UNIVERSITY TEACHING HOSPITAL BAUCHI"	13,688,716.12	31,147,079.27	9,345,433.64	26,477,042.82	0.00	2,641,129.99	9,636,009.54	33,028,839.66	10,909,034.29	0.00	136,873,285.33	141,669,021.00	4,795,735.67	38,028,973.33
831	FEDERAL TEACHING HOSPITAL, ABAKALIKI	24,393,535.00	80,986,706.78	476,312,376.97	59,946,288.75	3,731,255.00	57,172,280.00	3,880,500.00	52,184,376.00	52,693,949.18	0.00	811,301,267.68	813,211,177.00	1,909,909.32	1,109,573,056.63
832	FEDERAL TEACHING HOSPITAL, GOMBE	44,517,564.28	54,860,262.12	966,501,398.67	84,718,151.81	54,974,371.48	37,592,454.10	18,261,284.89	92,302,288.01	95,923,699.55	0.00	1,449,651,474.91	1,464,612,801.00	14,961,326.09	737,299,896.43
833	FEDERAL TEACHING HOSPITAL, IDO-EKITI	5,547,700.00	1,932,494.49	1,644,500.00	7,495,850.00	0.00	0.00	0.00	22,382,925.00	5,689,730.00	0.00	44,693,199.49	61,539,862.00	16,846,662.51	17,947,019.98
834	IRRUA SPECIALIST TEACHING HOSPITAL, IRRUA	10,964,537.91	9,950,424.13	8,809,593.32	0.00	7,836,286.79	7,016,250.00	4,863,344.34	10,702,563.36	1,679,813.02	0.00	61,822,812.87	75,209,154.00	13,386,341.13	26,406,371.36
835	UNIVERSITY OF UYO TEACHING HOSPITAL	1,526,134.50	3,197,060.75	3,193,653.75	1,097,659.60	11,316,525.00	1,247,000.00	498,800.00	8,129,451.00	19,475,646.65	0.00	49,681,931.25	60,397,449.00	10,715,517.75	27,375,000.00
836	FEDERAL MEDICAL CENTRE - ABUJA	21,747,779.36	66,634,546.93	572,783,217.71	178,034,496.84	20,868,069.96	156,481,402.82	23,036,685.64	58,201,472.50	144,619,665.79	0.00	1,242,407,337.55	1,253,312,757.00	10,905,419.45	921,589,184.26
837	FEDERAL PSYCHIATRIC HOSPITAL ENUGU	25,342,731.87	25,948,905.86	86,934,769.37	24,285,199.32	2,291,263.75	5,823,531.25	552,292.00	5,128,420.00	38,410,698.90	124,350.00	214,842,162.32	216,565,489.00	1,723,326.68	119,051,938.44
838	FEDERAL PSYCHIATRIC HOSPITAL KADUNA	8,894,225.73	6,043,668.18	5,404,899.99	12,480,570.02	11,010,041.99	0.00	4,154,517.37	8,627,470.00	12,806,628.03	0.00	69,422,021.31	85,294,573.00	15,872,551.69	22,271,880.32
839	FEDERAL PSYCHIATRIC HOSPITAL CALABAR	37,156,669.15	5,028,884.90	59,162,571.80	21,711,718.07	0.00	12,804,630.00	3,725,000.00	11,801,118.80	16,672,697.00	0.00	168,063,289.72	107,625,228.00	60,438,061.72	95,914,563.22
840	FEDERAL PSYCHIATRIC HOSPITAL MAIDUGURI	21,312,350.00	26,550,035.25	70,442,646.01	24,630,159.83	7,423,150.00	19,333,000.00	711,000.00	21,882,576.86	6,328,772.50	0.00	198,613,690.45	200,673,518.00	2,059,827.55	28,995,594.01
841	"FEDERAL NEURO-PSYCHIATRIC HOSPITAL, KWARE-SOKOTO"	22,487,714.95	730,208.50	1,425,960.00	8,727,457.00	963,700.00	0.00	1,085,200.00	41,191,597.37	1,355,900.00	0.00	77,967,737.82	93,535,475.00	15,567,737.18	23,137,775.00
842	FEDERAL NEURO-PSYCHIATRIC HOSPITAL YABA	42,087,339.09	57,706,389.56	550,875,365.09	73,774,995.11	1,089,840.00	18,385,122.93	31,293,310.43	24,362,661.75	34,189,051.28	0.00	833,764,075.24	837,050,112.00	3,286,036.76	762,452,196.74
843	"FEDERAL NEURO-PSYCHIATRIC HOSPITAL ABEOKUTA"	18,572,338.00	21,267,534.43	141,412,941.49	9,909,081.00	6,513,028.00	48,774,780.37	2,711,150.00	43,203,744.75	23,320,081.70	0.00	315,684,679.74	318,414,568.00	2,729,888.26	19,875,820.00
844	"FEDERAL COLLEGE OF COMPLEMENTARY AND ALTERNATIVE MEDICINE, NIGERIA"	0.00	0.00	0.00	0.00	0.00	0.00	0.00	0.00	0.00	0.00	0.00	-	0.00	11,594,600.00
845	FEDERAL PSYCHIATRIC HOSPITAL BENIN CITY	34,350,245.00	19,647,581.89	173,895,023.41	33,149,274.16	1,815,000.00	49,130,225.41	17,918,200.00	16,373,565.00	50,481,271.25	0.00	396,760,386.12	398,057,943.00	1,297,556.88	327,760,185.29
846	NATIONAL ORTHOPAEDIC HOSPITAL LAGOS	32,907,966.62	107,268,855.16	786,978,986.13	77,743,050.56	20,590,200.00	174,172,240.73	41,171,747.18	74,027,277.68	126,215,470.38	0.00	1,441,075,794.44	1,444,497,650.00	3,421,855.56	4,003,929.00
847	"NATIONAL ORTHOPAEDIC HOSPITAL DALA KANO"	55,624,185.70	47,380,912.27	474,216,483.63	75,187,749.73	4,800,000.00	86,695,695.68	34,402,834.34	48,911,281.00	48,354,291.74	0.00	875,573,434.09	875,574,618.00	1,183.91	68,947,833.25
848	NATIONAL ORTHOPAEDIC HOSPITAL ENUGU	61,004,520.40	30,020,839.21	283,177,062.29	65,186,290.45	8,081,500.00	87,811,419.73	3,943,477.35	41,225,787.25	16,359,173.78	0.00	596,810,070.46	598,749,029.00	1,938,958.54	24,773,251.00
849	"NATIONAL TB AND LEPROSY REFERRED HOSPITAL AND TRAINING, ZARIA"	6,908,275.15	10,618,641.45	42,127,631.79	17,114,162.56	0.00	0.00	0.00	11,288,600.01	815,600.00	0.00	88,872,910.96	113,753,313.00	24,880,402.04	62,462,276.85
850	FEDERAL MEDICAL CENTRE, UMUAHIA	8,923,200.00	14,993,551.84	0.00	0.00	0.00	0.00	0.00	12,162,477.00	7,635,000.00	0.00	43,714,228.84	50,768,000.00	7,053,771.16	25,039,418.79
851	FEDERAL MEDICAL CENTRE, OWO	3,688,435.00	0.00	0.00	5,234,637.50	0.00	0.00	0.00	29,958,321.04	0.00	0.00	38,881,393.54	46,789,361.00	7,907,967.46	27,666,500.00
852	FEDERAL MEDICAL CENTRE ABEOKUTA	2,512,864.52	0.00	0.00	14,998,859.99	0.00	0.00	0.00	13,999,805.35	0.00	0.00	31,511,529.86	34,513,031.00	3,001,501.14	20,300,000.00



NOTE 15

OVERHEAD COST -- Contd.

S/N	MDA	TRAVEL & TRANSPORT - GENERAL	UTILITIES - GENERAL	MATERIALS & SUPPLIES - GENERAL	MAINTENANCE SERVICES - GENERAL	TRAINING - GENERAL	OTHER SERVICES - GENERAL	CONSULTING & PROFESSIONAL SERVICES - GENERAL	FUEL & LUBRICANTS - GENERAL	MISCELLANEOUS EXPENSES GENERAL	RESEARCH AND DEVELOPMENT (R&D) - EXPENSE	TOTAL OVERHEAD COST	BUDGET	VARIANCE	2019
		220201	220202	220203	220204	220205	220206	220207	220208	220210	230501	220201 - 220208, 220210 & 230501			
		N	N	N	N	N	N	N	N	N	N	N	N	N	N
853	FEDERAL MEDICAL CENTRE, OWERRI	68,605,237.50	38,853,539.61	580,470,355.27	85,313,643.54	6,849,380.00	129,041,051.74	3,500,000.00	139,218,732.93	57,278,415.30	0.00	1,109,130,355.89	1,131,231,258.00	22,100,902.11	667,452,274.53
854	FEDERAL MEDICAL CENTRE, MAKURDI	60,568,296.00	37,214,882.16	183,693,066.59	65,881,636.65	6,101,780.00	25,880,312.00	13,483,702.50	45,469,117.00	50,560,821.00	0.00	488,853,613.90	490,081,103.00	1,227,489.10	15,377,655.77
855	FEDERAL MEDICAL CENTRE, KATSINA	14,268,451.82	0.00	0.00	0.00	0.00	0.00	0.00	27,968,101.86	0.00	0.00	42,236,553.68	50,594,000.00	8,357,446.32	21,874,745.00
856	FEDERAL MEDICAL CENTRE, NGURU YOBE	5,241,589.43	4,457,638.96	999,640.00	2,659,457.09	0.00	0.00	0.00	12,263,160.31	0.00	0.00	25,621,485.79	32,945,610.00	7,324,124.21	17,613,371.99
857	FEDERAL MEDICAL CENTRE, ASABA	69,896,935.38	64,552,803.15	633,357,973.33	73,401,968.08	6,723,130.00	76,512,659.50	7,419,500.00	120,541,260.43	36,497,359.10	0.00	1,088,903,588.97	1,108,109,906.00	19,206,317.03	28,440,103.00
858	FEDERAL MEDICAL CENTRE, BIDA	5,070,980.00	5,430,394.30	2,439,940.00	1,915,655.00	1,273,040.00	72,000.00	0.00	8,646,457.50	4,143,600.00	0.00	28,992,066.80	34,003,894.00	5,011,827.20	316,780,298.51
859	FEDERAL MEDICAL CENTRE, GUSAU ZAMFARA	17,631,154.45	0.00	7,593,710.00	24,514,176.02	0.00	5,111,831.39	0.00	7,482,212.20	6,576,671.75	0.00	68,909,755.81	83,303,198.00	14,393,442.19	506,441,920.10
860	FEDERAL MEDICAL CENTRE, YOLA ADAMAWA	31,006,558.23	53,898,961.30	273,456,214.72	40,858,438.39	0.00	38,375,469.01	20,587,114.90	55,102,422.50	40,979,350.02	0.00	554,264,529.07	555,973,413.00	1,708,883.93	620,858,945.35
861	FEDERAL MEDICAL CENTRE, KOGI	50,580,573.80	24,643,397.31	306,283,299.57	60,869,678.39	0.00	99,080,558.83	8,620,000.00	46,556,553.01	39,930,840.57	0.00	636,564,901.48	639,646,445.00	3,081,543.52	17,313,750.00
862	FEDERAL MEDICAL CENTRE, AZARE BAUCHI	19,588,889.00	34,125,007.80	324,447,346.00	44,718,985.22	0.00	5,964,072.00	1,931,500.00	41,772,148.83	25,036,715.00	0.00	497,584,663.85	500,226,866.00	2,642,202.15	15,165,814.00
863	FEDERAL MEDICAL CENTRE, KEBBI STATE	5,332,990.00	9,115,934.95	1,901,379.04	423,600.00	0.00	282,520.00	0.00	11,892,681.98	0.00	0.00	28,949,105.97	34,554,956.00	5,605,850.03	23,463,858.68
864	FEDERAL MEDICAL CENTRE, TARABA STATE	7,399,510.25	10,526,542.44	0.00	0.00	0.00	0.00	1,576,725.00	10,775,016.53	0.00	0.00	30,277,794.22	32,054,510.00	1,776,715.78	125,297,824.39
865	FEDERAL MEDICAL CENTRE, JIGAWA STATE	5,243,758.22	8,614,779.59	33,878,899.48	20,360,374.93	0.00	48,752,461.55	1,727,313.52	29,184,489.88	10,908,141.81	0.00	158,670,218.98	160,257,201.00	1,586,982.02	142,961,743.31
866	FEDERAL MEDICAL CENTRE, NASARAWA STATE	2,398,950.17	4,106,019.50	0.00	684,900.02	0.00	14,195,511.97	0.00	0.00	398,900.10	0.00	21,784,281.76	49,148,033.00	27,363,751.24	528,688,394.51
867	FEDERAL MEDICAL CENTRE, BAYELSA STATE	96,719,989.50	22,066,842.90	133,245,012.03	61,793,230.11	15,285,400.00	49,324,215.20	4,050,000.00	54,649,325.67	236,730,396.76	0.00	673,864,412.17	675,147,566.00	1,283,153.83	485,040,496.91
868	FEDERAL MEDICAL CENTRE, EBUTE METTA	82,125,438.80	23,087,537.10	497,629,133.39	79,454,303.13	25,089,036.00	22,249,042.50	34,084,949.29	149,861,912.29	67,223,037.66	0.00	980,804,390.16	1,000,569,991.00	19,765,600.84	18,857,876.09
869	NATIONAL EYE CENTRE KADUNA	11,896,259.35	7,410,720.86	3,602,150.00	7,718,805.00	0.00	987,950.00	0.00	6,932,205.00	4,910,700.00	0.00	43,458,790.21	51,483,853.00	8,025,062.79	28,859,476.44
870	NATIONAL EAR CARE CENTRE KADUNA	9,547,900.00	8,473,303.92	3,880,620.00	4,353,550.00	11,960,576.00	1,695,950.00	0.00	10,131,810.00	11,615,198.75	0.00	61,658,908.67	74,515,000.00	12,856,091.33	33,272,260.02
871	INTERCOUNTRY CENTRE FOR ORAL HEALTH JOS	2,626,485.67	58,375.49	72,300.00	1,607,431.16	2,305,390.73	1,688,051.00	20,000.00	4,730.00	2,435,627.13	0.00	10,818,391.18	12,823,375.00	2,004,983.82	14,799,813.09
872	"FEDERAL SCHOOL OF MEDICAL LABORATORY JOS"	5,923,659.88	7,797,606.71	21,604,270.38	19,427,481.94	0.00	14,624,978.13	22,024,473.42	3,469,740.80	7,626,925.01	0.00	102,499,136.27	107,490,354.00	4,991,217.73	63,778,312.84
873	NIGERIA CENTRE FOR DISEASE CONTROL ABUJA	10,203,190.00	25,546,182.43	5,519,006.04	6,138,410.00	0.00	11,514,510.00	11,514,510.00	5,465,240.00	631,579,511.61	0.00	707,480,560.08	93,774,265.00	-613,706,295.08	(9,487,723.72)
874	FEDERAL STAFF CLINICS, ABUJA PHASE I	0.00	364,000.00	0.00	1,281,000.00	0.00	0.00	0.00	75,000.00	0.00	0.00	1,720,000.00	2,064,000.00	344,000.00	432,000.00
875	FEDERAL STAFF CLINICS, ABUJA PHASE II	0.00	0.00	600,000.00	525,000.00	0.00	247,000.00	0.00	0.00	262,500.00	0.00	1,634,500.00	2,362,500.00	728,000.00	1,372,000.00
876	FEDERAL STAFF EYE CLINICS, ABUJA	0.00	0.00	704,000.00	517,000.00	0.00	251,000.00	0.00	0.00	253,000.00	0.00	1,725,000.00	2,362,500.00	637,500.00	1,492,000.00
877	FEDERAL STAFF DENTAL CLINICS, ABUJA	0.00	0.00	787,000.00	506,500.00	0.00	242,500.00	0.00	0.00	236,500.00	0.00	1,772,500.00	2,362,500.00	590,000.00	1,569,000.00
878	FEDERAL STAFF CLINICS, GWARINPA, ABUJA	3,380,000.00	3,165,000.00	4,190,000.00	1,650,000.00	0.00	300,000.00	0.00	2,622,300.00	900,000.00	0.00	16,207,300.00	19,450,000.00	3,242,700.00	-
879	PHS, ABUJA	779,600.00	615,000.00	0.00	0.00	0.00	0.00	0.00	0.00	0.00	0.00	1,394,600.00	1,674,446.00	279,846.00	933,800.00
880	PHS, YOLA	833,000.00	560,000.00	0.00	0.00	0.00	0.00	0.00	0.00	0.00	0.00	1,393,000.00	1,674,446.00	281,446.00	1,114,100.00
881	PHS, JALINGO	837,200.00	557,800.00	0.00	0.00	0.00	0.00	0.00	0.00	0.00	0.00	1,395,000.00	1,674,446.00	279,446.00	1,112,000.00
882	PHS, MADUGURI	767,000.00	628,000.00	0.00	0.00	0.00	0.00	0.00	0.00	0.00	0.00	1,395,000.00	1,674,446.00	279,446.00	1,113,000.00
883	PHS, DAMATURU	831,000.00	558,000.00	0.00	0.00	0.00	0.00	0.00	0.00	0.00	0.00	1,389,000.00	1,674,446.00	285,446.00	1,104,500.00
884	PHS, KANO	833,900.00	555,300.00	0.00	0.00	0.00	0.00	0.00	0.00	0.00	0.00	1,389,200.00	1,674,446.00	285,246.00	1,112,300.00
885	PHS, KASTINA	835,000.00	559,000.00	0.00	0.00	0.00	0.00	0.00	0.00	0.00	0.00	1,394,000.00	1,674,446.00	280,446.00	1,111,000.00
886	PHS, DUTSE	781,000.00	683,000.00	0.00	0.00	0.00	0.00	0.00	0.00	0.00	0.00	1,464,000.00	1,674,446.00	210,446.00	1,110,200.00
887	PHS, ILORIN	834,500.00	559,812.58	0.00	0.00	0.00	0.00	0.00	0.00	0.00	0.00	1,394,312.58	1,674,446.00	280,133.42	1,116,150.00
888	PHS, SOKOTO	697,685.70	697,685.70	0.00	0.00	0.00	0.00	0.00	0.00	0.00	0.00	1,395,371.40	1,674,446.00	279,074.60	1,276,885.66
889	PHS, IBADAN	919,000.00	626,000.00	0.00	0.00	0.00	0.00	0.00	0.00	0.00	0.00	1,545,000.00	1,860,496.00	315,496.00	1,391,300.00
890	PHS, ABEOKUTA	435,600.00	591,900.00	0.00	0.00	0.00	0.00	0.00	0.00	0.00	0.00	1,027,500.00	1,224,446.00	196,946.00	812,000.00
891	"PHS, PORT ARCOURT (BONNY, BRASS, ONNE, AIRPORT AND WHARF)"	1,558,096.00	1,092,207.55	0.00	0.00	0.00	0.00	0.00	0.00	0.00	0.00	2,650,303.55	1,674,446.00	-975,857.55	1,052,152.00
892	PHS, CALABAR	729,000.00	526,000.00	0.00	0.00	0.00	0.00	0.00	0.00	0.00	0.00	1,255,000.00	1,674,446.00	419,446.00	1,112,500.00



NOTE 15
OVERHEAD COST -- Contd.

S/N	MDA	TRAVEL & TRANSPORT - GENERAL	UTILITIES - GENERAL	MATERIALS & SUPPLIES - GENERAL	MAINTENANCE SERVICES - GENERAL	TRAINING - GENERAL	OTHER SERVICES - GENERAL	CONSULTING & PROFESSIONAL SERVICES - GENERAL	FUEL & LUBRICANTS - GENERAL	MISCELLANEOUS EXPENSES GENERAL	RESEARCH AND DEVELOPMENT (R&D) - EXPENSE	TOTAL OVERHEAD COST	BUDGET	VARIANCE	2019
		220201	220202	220203	220204	220205	220206	220207	220208	220210	230501	220201 - 220208, 220210 & 230501			
		N	N	N	N	N	N	N	N	N	N	N	N	N	N
893	PHS, LAGOS, IKEJA, TINCAN, APAPA, IDIROKO.	755,000.00	769,000.00	0.00	0.00	0.00	0.00	0.00	0.00	0.00	0.00	1,524,000.00	1,674,446.00	150,446.00	1,114,000.00
894	PHS, WARRI	788,000.00	467,000.00	0.00	0.00	0.00	0.00	0.00	0.00	0.00	0.00	1,255,000.00	1,674,446.00	419,446.00	1,114,000.00
895	INSTITUTE OF CHILD HEALTH (UBTH) BENIN	0.00	0.00	0.00	0.00	0.00	0.00	0.00	0.00	0.00	0.00	0.00	1,300,000.00	1,300,000.00	649,100.00
896	INSTITUTE OF CHILD HEALTH (ENUGU) ENUGU	525,225.00	0.00	0.00	142,000.00	170,000.00	0.00	0.00	50,000.00	71,000.00	0.00	958,225.00	1,356,810.00	398,585.00	1,125,950.00
897	"NATIONAL INST. OF PHARM. RESEARCH AND DEVELOPMENT, ABUJA"	13,946,056.50	8,101,348.20	5,721,987.47	51,872,594.36	10,189,800.00	20,534,412.78	6,358,635.87	10,950,300.00	18,916,351.42	0.00	146,591,486.60	147,836,278.00	1,244,791.40	23,508,759.12
898	"NIGERIAN INSTITUTE OF MEDICAL RESEARCH, YABA"	33,259,686.54	52,400,329.69	158,612,932.07	27,109,339.60	12,774,984.00	27,222,506.31	13,869,239.18	11,755,286.72	99,464,681.24	0.00	436,468,985.35	440,241,641.00	3,772,655.65	666,821,901.77
899	INSTITUTE OF PUBLIC ANALYSTS OF NIGERIA	874,062.50	847,785.00	522,419.25	2,470,950.00	455,150.00	799,625.00	0.00	1,179,305.00	340,250.00	0.00	7,489,546.75	8,891,645.00	1,402,098.25	-
900	"MEDICAL LAB. SCIENCE COUNCIL OF NIGERIA, YABA"	929,000.00	125,000.00	1,100,000.00	1,790,357.50	0.00	0.00	271,200.00	740,000.00	650,000.00	0.00	5,605,557.50	9,138,665.00	3,533,107.50	5,763,670.00
901	"FEDERAL SCHOOL OF OCCUPATIONAL THERAPY, YABA"	2,265,370.00	0.00	1,524,150.00	938,000.00	227,400.00	500,000.00	0.00	210,000.00	5,051,196.00	0.00	10,716,116.00	7,839,047.00	-2,877,069.00	19,063,839.84
902	NOMA CHILDREN HOSPITAL, SOKOTO	800,000.00	0.00	6,858,500.00	500,000.00	0.00	0.00	0.00	3,780,000.00	0.00	0.00	11,938,500.00	15,913,000.00	3,974,500.00	10,589,500.00
903	INSTITUTE OF CHARTERED CHEMISTS OF NIGERIA	1,592,500.00	608,028.00	797,137.08	1,038,669.50	637,000.00	812,821.83	0.00	268,608.00	492,400.00	0.00	6,247,164.41	7,496,603.00	1,249,438.59	4,903,336.60
904	"INSTITUTE OF FORENSICS SCIENCE LABORATORY- OSHODI"	2,014,100.00	587,700.00	204,800.00	2,517,100.00	1,164,000.00	731,100.00	0.00	4,301,200.00	0.00	0.00	11,520,000.00	13,824,084.00	2,304,084.00	9,205,100.00
905	DENTAL THERAPISTS REGISTRATION BOARD	3,195,800.00	700,000.00	953,600.00	525,500.00	3,838,800.00	0.00	0.00	0.00	0.00	0.00	9,213,700.00	11,065,168.00	1,851,468.00	70,837,229.75
906	NATIONAL BLOOD TRANSFUSION SERVICE(NBTS)	27,920,447.69	8,063,285.53	76,228,976.00	1,482,500.00	0.00	0.00	0.00	2,299,900.00	5,578,431.60	0.00	121,573,540.82	150,000,000.00	28,426,459.18	-
907	"NATIONAL OBSTETRIC FITSULA CENTRE, ABAKALIKI"	13,684,200.00	4,114,862.60	16,556,456.45	6,095,055.00	445,000.00	3,120,961.38	350,000.00	4,331,441.00	4,446,032.38	0.00	53,144,008.81	36,181,987.00	-16,962,021.81	22,527,554.33
908	NATIONAL OBSTETRIC FISTULA CENTRE BAUCHI	3,968,800.00	3,319,950.00	11,495,802.00	0.00	1,229,300.00	2,021,180.00	0.00	5,326,750.00	2,720,715.00	0.00	30,082,497.00	36,182,987.00	6,100,490.00	23,718,898.00
909	NATIONAL OBSTETRIC FISTULA CENTRE KATSINA	12,859,686.00	4,463,655.50	8,041,831.87	5,947,648.45	0.00	0.00	1,390,280.00	2,480,000.00	2,089,840.00	0.00	37,272,941.82	45,999,976.00	8,727,034.18	34,018,861.35
910	NATIONAL HOSPITAL	59,979,926.90	262,190,816.51	975,202,759.79	492,157,177.69	21,729,700.00	288,855,181.24	3,488,000.00	207,558,235.63	145,950,343.56	0.00	2,457,112,141.32	2,471,444,164.00	14,332,022.68	100,940,038.27
911	"FEDERAL MINISTRY OF ENVIRONMENT HEADQUARTERS"	464,865,299.74	61,319,346.22	216,739,825.15	52,805,500.70	29,275,284.45	42,666,876.51	8,115,000.00	40,918,084.73	74,711,988.84	0.00	991,417,206.34	395,857,607.00	-595,559,599.34	413,000,439.82
912	NATIONAL PARK HEADQUARTERS	9,931,878.85	1,365,568.12	5,232,800.00	0.00	766,000.00	400,000.00	200,000.00	5,513,394.60	11,967,575.47	0.00	35,377,217.04	50,937,765.00	15,560,547.96	36,239,706.96
913	KAINJI NATIONAL PARK	2,559,781.19	754,000.00	6,301,850.00	11,759,890.00	764,700.00	200,000.00	600,000.00	7,569,312.05	1,820,350.00	0.00	32,329,883.24	36,399,122.00	4,069,238.76	35,399,176.83
914	OYO NATIONAL PARK	5,278,895.19	2,983,972.66	3,215,830.00	3,215,830.00	92,200.00	0.00	198,600.00	5,379,927.60	4,181,841.40	0.00	24,547,096.85	34,614,215.00	10,067,118.15	33,571,539.14
915	CHAD BASIN NATIONAL PARK	2,675,280.00	1,972,000.00	2,205,700.00	6,120,750.00	1,763,800.00	0.00	892,590.84	5,528,120.00	2,592,097.09	0.00	23,750,337.93	27,737,242.00	3,986,904.07	27,928,800.86
916	GASHAKA GUMTI NATIONAL PARK	3,451,167.32	727,080.00	7,459,781.00	7,567,076.74	916,940.00	130,000.00	643,023.26	2,236,123.26	4,095,116.44	0.00	27,226,308.02	34,282,658.00	7,056,349.98	35,114,773.54
917	CROSS RIVER NATIONAL PARK	4,605,360.00	768,550.00	33,583,151.00	6,965,989.10	1,737,860.00	0.00	896,650.00	4,086,400.00	5,600,800.00	0.00	58,244,760.10	59,596,322.00	1,351,561.90	35,204,234.62
918	KAMUKU NATIONAL PARK	2,366,880.65	1,138,800.00	2,769,150.00	6,499,113.50	630,000.00	0.00	1,460,000.00	4,368,450.00	3,020,162.72	0.00	22,252,556.87	26,544,769.00	4,292,212.13	25,544,418.89
919	OKUMU NATIONAL PARK	2,619,400.00	878,000.00	3,751,400.00	4,377,380.00	560,000.00	0.00	700,000.00	3,087,200.00	3,443,000.00	0.00	19,416,380.00	23,158,911.00	3,742,531.00	24,398,209.00
920	"FEDERAL COLLEGE OF WILDLIFE MANAGEMENT - NEW BUSSA"	1,940,000.00	3,858,760.00	5,609,080.00	11,223,734.87	540,000.00	5,512,956.67	1,882,950.00	2,455,380.00	3,501,294.93	0.00	36,524,156.47	41,052,537.00	4,528,380.53	39,584,295.00
921	FEDERAL COLLEGE OF FORESTRY IBADAN	3,804,010.00	1,514,000.00	2,672,586.00	12,608,290.00	280,900.00	10,529,050.00	932,537.50	3,132,712.00	7,348,395.00	0.00	42,822,480.50	47,894,629.00	5,072,148.50	49,505,177.00
922	FEDERAL COLLEGE OF FORESTRY JOS	3,759,894.70	3,441,122.14	4,278,575.58	5,093,349.56	760,545.23	17,582,502.18	1,353,264.85	1,965,705.33	4,348,923.23	0.00	42,881,882.80	42,420,957.00	-460,925.80	43,797,984.01
923	"RESOURCES MANAGEMENT, SAKPOBA, EDO STATE (SOUTH -SOUTH)"	7,197,404.33	559,820.00	2,924,915.00	7,312,344.61	2,566,000.00	5,337,388.24	0.00	2,371,890.00	7,620,509.28	0.00	35,890,271.46	41,052,539.00	5,162,267.54	-
924	"RESOURCES MANAGEMENT, MAIDUGURI, BORNO STATE (NORTH EAST)"	9,468,004.47	983,053.33	2,718,849.00	7,219,506.80	2,370,647.49	5,427,562.50	0.00	2,207,732.55	6,977,281.01	0.00	37,372,637.13	41,052,539.00	3,679,901.87	-
925	"RESOURCES MANAGEMENT, EBONYI STATE (SOUTH -EAST)"	5,276,049.00	1,036,663.73	2,926,019.92	8,578,150.00	2,865,000.00	5,447,109.41	0.00	2,168,636.45	8,166,139.99	0.00	36,463,768.50	41,052,539.00	4,588,770.50	-
926	FORESTRY RESEARCH INSTITUTE OF IBADAN	29,361,376.61	11,835,377.19	8,314,738.53	25,937,232.84	4,993,435.00	32,131,809.41	6,616,750.00	12,107,395.00	19,716,279.04	0.00	151,014,393.62	-	-151,014,393.62	139,211,610.99
927	FORESTRY MECHANISATION COLLEGE AFAKA	1,913,580.00	3,398,716.14	3,054,035.70	5,077,630.00	0.00	13,098,831.73	0.00	3,344,020.00	3,309,004.54	0.00	33,195,818.11	32,842,031.00	-353,787.11	32,767,920.64
928	NATIONAL OIL SPILL DETECTION AND RESPONSE AGENCY	45,628,581.39	5,202,635.00	13,053,082.00	19,034,531.37	7,075,199.00	35,502,813.55	3,072,400.00	9,871,200.00	28,240,666.91	0.00	166,681,109.22	168,095,741.00	1,414,631.78	99,739,053.17




NOTE 15															
OVERHEAD COST -- Contd.															
S/N	MDA	TRAVEL & TRANSPORT - GENERAL	UTILITIES - GENERAL	MATERIALS & SUPPLIES - GENERAL	MAINTENANCE SERVICES - GENERAL	TRAINING - GENERAL	OTHER SERVICES - GENERAL	CONSULTING & PROFESSIONAL SERVICES - GENERAL	FUEL & LUBRICANTS - GENERAL	MISCELLANEOUS EXPENSES GENERAL	RESEARCH AND DEVELOPMENT (R&D) - EXPENSE	TOTAL OVERHEAD COST	BUDGET	VAVIRIANCE	2019
		220201	220202	220203	220204	220205	220206	220207	220208	220210	230501	220201 - 220208, 220210 & 230501			
		N	N	N	N	N	N	N	N	N	N	N	N	N	N
929	NATIONAL ENVIRONMENTAL STANDARDS AND REGULATIONS ENFORCEMENT AGENCY	69,069,183.05	9,780,647.55	21,127,667.73	131,689,587.70	29,839,200.00	114,062,743.17	1,671,336.98	10,182,702.00	153,579,648.73	0.00	541,002,716.91	559,525,406.00	18,522,689.09	502,489,330.03
930	ENVIRONMENTAL HEALTH REGISTRATION COUNCIL OF NIGERIA	2,736,780.00	1,765,161.99	7,318,117.32	4,923,652.15	677,000.00	11,558,699.99	2,245,618.47	3,305,414.86	7,270,835.30	0.00	41,801,280.08	37,066,222.00	-4,735,058.08	52,400,443.58
931	NATIONAL AGENCY FOR GREAT GREEN WALL HQTRS	2,585,621.89	5,291,300.00	4,237,478.81	5,204,086.25	0.00	7,032,181.67	0.00	5,784,997.92	12,089,277.80	0.00	42,224,944.34	43,295,174.00	1,070,229.66	44,223,337.83
932	NATIONAL BIOSAFETY MANAGEMENT AGENCY (NBMA) HQTRS	3,410,442.49	1,365,230.00	5,100,687.00	2,611,048.51	3,989,280.00	307,330.00	2,128,908.00	829,681.90	9,462,550.40	0.00	29,205,158.30	34,258,344.00	5,053,185.70	31,688,463.97
933	NATIONAL POPULATION COMMISSION	80,407,122.72	19,755,858.94	28,538,655.50	78,619,939.69	29,872,258.97	67,049,595.81	15,673,714.63	37,148,251.98	26,917,728.46	0.00	383,983,126.70	420,839,122.00	36,855,995.30	310,581,144.20
934	"MINISTRY OF HUMANITARIAN AFFAIRS, DISASTER MANAGEMENT AND SOCIAL DEVELOPMENT"	50,991,431.00	12,479,100.00	41,215,960.00	36,374,938.00	13,409,650.00	8,434,794.00	34,617,144.71	8,077,310.00	558,928,667.64	0.00	764,528,995.35	342,087,385.00	-422,441,610.35	-
935	"NATIONAL EMERGENCY MANAGEMENT AGENCY"	779,452,326.40	62,309,482.90	22,831,935,064.89	346,255,143.76	58,830,663.27	178,212,408.05	1,426,490.00	60,665,731.45	172,010,132.41	0.00	24,491,097,443.13	25,104,157,397.00	613,059,953.87	7,307,191,808.23
936	NATIONAL SOCIAL INVESTMENT OFFICE	0.00	0.00	0.00	465,536,514.93	1,704,092,122.00	0.00	139,198,600.00	0.00	1,017,929,248.68	0.00	3,326,756,485.61	125,723,393,434.00	122,396,636,948.39	-
937	NATIONAL COMMISSION FOR REFUGEES	1,542,643.87	355,000.00	150,500.00	919,900.00	787,680.00	11,229,594.83	0.00	60,000.00	18,113,250.95	0.00	33,158,569.65	37,727,513.00	4,568,943.35	36,106,979.30
	GRAND-TOTAL	69,306,353,689.04	28,027,729,258.87	115,916,900,917.00	55,641,443,973.59	30,637,831,608.40	48,882,713,225.72	28,789,230,544.43	33,561,838,958.66	360,611,263,062.75	84,366,517,515.93	855,741,822,754.39	4,376,367,934,537.70	3,520,567,374,553.71	1,449,822,419,277.94





NOTE 16		
GRANTS & CONTRIBUTION		
S/N	MDA	GRANTS & CONTRIBUTION.
		220401 - 220402
		₦
ADMINISTRATIVE SECTOR		
1	"NIGERIA ATOMIC ENERGY COMMISSION & ITS CENTRES"	36,362,856.79
2	NATIONAL ASSEMBLY COMMISSION	1,000,000.00
3	GENERAL SERVICE	108,899,280.00
4	"COMMAND AND STAFF COLLEGE, JAJI"	1,884,162.89
5	"DEFENCE INDUSTRIES CORPORATION OF NIGERIA (DICON)"	390,000.00
6	FOREIGN MISSION: BANGKOK	109,356.01
7	FOREIGN MISSION: GENEVA	363,636.36
8	FOREIGN MISSION: RIYADH	86,956.52
9	FOREIGN MISSION: TOKYO	32,644,477.46
10	"FOREIGN MISSION, JUBA, SOUTH SUDAN"	26,018.63
11	"FEDERAL RADIO CORPORATION OF NIGERIA"	1,770,000.00
12	NATIONAL GALLERY OF ART	2,210,000.00
13	NATIONAL ORIENTATION AGENCY	44,935,830.52
14	"POLICE FORMATIONS AND COMMANDS"	281,627.90
15	"OFFICE OF THE HEAD OF THE CIVIL SERVICE OF THE FEDERATION - HQTRS"	2,539,400.00
16	FEDERAL ROAD SAFETY COMMISSION	9,353,600.00
17	TERTIARY EDUCATION TRUST FUND	253,924,468,390.18
ECONOMIC SECTOR		
18	"FEDERAL UNIVERSITY OF AGRICULTURE, ABEOKUTA"	109,449,516.28
19	"OFFICE OF THE ACCOUNTANT-GENERAL OF THE FEDERATION"	21,361,989,088.44
20	BUDGET OFFICE OF THE FEDERATION	18,000,000.00
21	"NIGERIAN EXPORT PROMOTION COUNCIL"	42,863,750.60
22	SMEDAN - H/QTRS	400,000.00
23	"NATIONAL CENTRE FOR TECHNOLOGY MANAGEMENT, HQTRS, ILE IFE"	6,840,984.21
24	MARITIME ACADEMY, ORON	8,449,000.00
25	"MINISTRY OF MINES AND STEEL DEVELOPMENT- HQTRS"	26,839,247.57
26	NIGERIA CUSTOMS SERVICES	4,853,000.00
LAW & JUSTICES SECTOR		
27	HIGH COURT OF JUSTICE-FCT ABUJA	4,900,000.00
28	"FEDERAL MINISTRY OF JUSTICE - HQTRS"	30,000.00
29	"NATIONAL HUMAN RIGHTS COMMISSION"	820,172,877.44
SOCIAL SECTOR		
30	"CITIZENSHIP AND LEADERSHIP TRAINING CENTRE"	100,000.00
31	"COMPUTER REGISTRATION COUNCIL OF NIGERIA"	2,670,000.00
32	FEDERAL POLYTECHNIC IDAH	1,000,000.00
33	FEDERAL POLYTECHNIC KADUNA	1,900,000.00
34	FEDERAL POLYTECHNIC EDE	10,748,000.00
35	FEDERAL POLYTECHNIC ILARO	4,350,000.00
36	"NATIONAL INSTITUTE FOR CONSTRUCTION TECHNOLOGY UROMI, EDO STATE"	85,000.00
37	FEDERAL COLLEGE OF EDUCATION KATSINA	19,317,966.50
38	FEDERAL COLLEGE OF EDUCATION ONDO	6,496,475.00
39	UNIVERSITY OF NIGERIA, NNSUKA	2,509,825.00
40	AHMADU BELLO UNIVERSITY, ZARIA	465,021,675.45



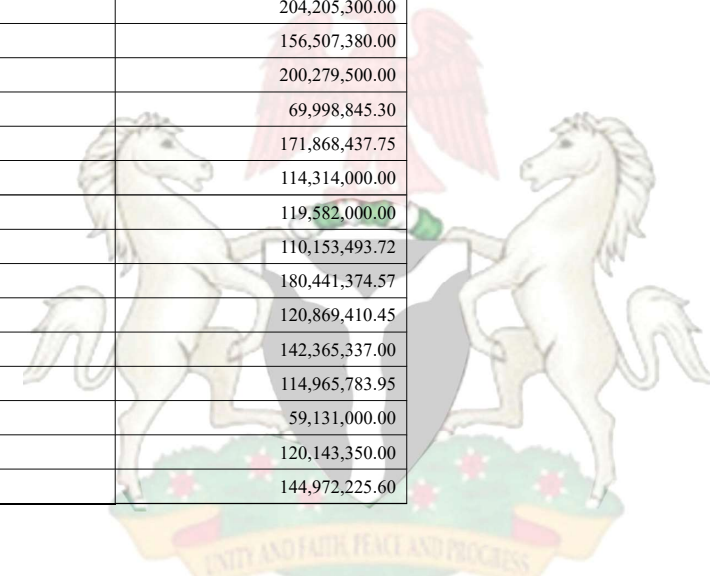


NOTE 16		
GRANTS & CONTRIBUTION -- contd.		
S/N	MDA	GRANTS & CONTRIBUTION.
		220401 - 220402
		₦
41	UNIVERSITY OF BENIN	50,187,799.00
42	FEDERAL UNIVERSITY OYE-EKITI	258,646,788.38
43	FEDERAL UNIVERSITY OTUOKE	3,000,000.00
44	FGC GARKI	300,000.00
45	FGC MAIDUGURI	6,627,000.00
46	FGGC BAJOGA	652,850.00
47	FGGC UMUAHIA	11,870,612.75
48	FSTC AWKA	4,123,220.00
49	FEDERAL PSYCHIATRIC HOSPITAL BENIN CITY	395,000.00
50	NATIONAL ORTHOPAEDIC HOSPITAL ENUGU	260,000.00
51	FEDERAL MEDICAL CENTRE, MAKURDI	110,000.00
52	FEDERAL MEDICAL CENTRE, BIDA	280,000.00
53	FORESTRY RESEARCH INSTITUTE OF IBADAN	200,000.00
	GRAND-TOTAL	277,422,965,269.88





NOTE 17		
SUBSIDIES		
S/N	MDA	Subsidies
		220501 & 220502
		₦
ADMINISTRATIVE SECTOR		
1	FOREIGN MISSION: CAIRO	359,548.49
2	"FOREIGN MISSION: JOHANNESBURG"	8,465,952.78
3	"NIGERIA SECURITY AND CIVIL DEFENCE CORPS"	400,000.00
ECONOMIC SECTOR		
4	FPO MINNA	1,640,000.00
SOCIAL SECTOR		
5	"COMPUTER REGISTRATION COUNCIL OF NIGERIA"	2,270,700.00
6	UNIVERSITY OF BENIN	26,561,249.00
7	FEDERAL UNIVERSITY KASHERE	1,182,990.00
8	FEDERAL UNIVERSITY LOKOJA	350,000.00
9	F.S.C. SOKOTO	99,723,429.00
10	FGC AZARE	131,565,000.00
11	FGC BUNI-YADI	44,090,000.00
12	FGC BIRIN YAURI	98,502,500.00
13	FGC DAURA	103,870,990.00
14	FGC GANYE	81,115,000.00
15	FGC GARKI	172,381,155.02
16	FGC IJANIKIN	165,000,000.00
17	FGC IKET NISE	137,174,522.00
18	FGC IKET VANDAKYA	113,297,282.42
19	FGC IKOM	88,019,000.00
20	FGC IKOT EKPENE	105,475,200.00
21	FGC IKURIN	112,387,770.00
22	FGC JOS	117,667,203.21
23	FGC KADUNA	165,803,519.80
24	FGC KANO	167,302,020.19
25	FGC KEFFI	158,141,927.56
26	FGC KIYAWA	128,170,139.41
27	FGC KWALI	208,279,500.00
28	FGC MAIDUGURI	204,205,300.00
29	FGC MINJIBIR	156,507,380.00
30	FGC MINNA	200,279,500.00
31	FGC ODIKOLOGUNA	69,998,845.30
32	FGC ODOGBOLU	171,868,437.75
33	FGC OGBOMOSHMO	114,314,000.00
34	FGC OGOJA	119,582,000.00
35	FGC OHAFIA	110,153,493.72
36	FGC OKIGWE	180,441,374.57
37	FGC OKPOSI	120,869,410.45
38	FGC ONITSHA	142,365,337.00
39	FGC PORT HARCOURT	114,965,783.95
40	FGC POTISKUM	59,131,000.00
41	FGC RUBBOCHI	120,143,350.00
42	FGC SOKOTO	144,972,225.60





NOTE 17		
SUBSIDIES -- <i>contd.</i>		
S/N	MDA	Subsidies
		220501 & 220502
		₦
43	FGC UGWOLAWO	104,911,523.83
44	FGC WARRI	99,863,385.00
45	FGC ZARIA	118,360,320.00
46	FGC, BILLIRI	89,476,916.12
47	FGC, IDO-ANI	91,225,000.00
48	FGC, IKOLE	105,888,548.08
49	FGGC ABAJI	119,884,500.00
50	FGGC AKURE	111,610,000.00
51	FGGC ANKA	13,895,274.40
52	FGGC BAJOGA	52,450,000.00
53	FGGC BAKORI	149,791,732.70
54	FGGC BAUCHI	156,365,818.92
55	FGGC BENIN	59,085,000.00
56	FGGC BIDA	93,324,318.00
57	FGGC BWARI	248,550,930.00
58	FGGC CALABAR	115,257,213.49
59	FGGC EFON ALAYE	80,048,000.00
60	FGGC EFON IMNRINGI	59,085,000.00
61	FGGC ENUGU	221,478,452.70
62	FGGC EZZAMGBO ABAKALIKI	116,384,353.78
63	FGGC GBOKO	94,570,000.00
64	FGGC GUSAU	108,814,281.39
65	FGGC GWANDU	133,440,000.00
66	FGGC IBILLO	58,000,000.00
67	FGGC IBUSA	92,514,200.00
68	FGGC IKOT-OBIO-ITONG	99,961,600.00
69	FGGC ILORIN	110,148,800.00
70	FGGC IPETUMODU	116,373,700.00
71	FGGC JALINGO	85,227,000.00
72	FGGC KABBA	69,147,670.00
73	FGGC KAZAURE	145,009,392.06
74	FGGC KEANA	48,168,000.00
75	FGGC LANGTANG	115,298,500.00
76	FGGC LEJJA	123,446,180.83
77	FGGC MONGUNO	58,381,208.00
78	FGGC NEW BUSA	74,225,000.00
79	FGGC OMU-ARAN	93,080,761.91
80	FGGC OWERRI	156,678,300.00
81	FGGC OYO	141,390,157.00
82	FGGC SHAGAMU	119,087,475.00
83	FGGC GUMI TAMBAWAL	112,879,269.14
84	FGGC UMUAHIA	145,198,780.00
85	FGGC WUKARI	86,380,000.00
86	FGGC, YOLA	94,020,000.00
87	FSTC AHOADA	71,258,600.00
88	FSTC AWKA	174,553,500.00



NOTE 17		
SUBSIDIES -- <i>contd.</i>		
S/N	MDA	Subsidies
		220501 & 220502
		₦
89	FSTC JUBU-IMUSHIN	149,221,640.00
90	FSTC MICHKA	46,825,000.00
91	FSTC TUNGBO - YENAGOA	50,829,677.15
92	FSTC USI-EKITI	71,414,958.00
93	FTC IKARE	73,718,015.92
94	FTC ILESA	123,249,616.75
95	FTC JALINGO	123,135,000.00
96	FTC KAFANCHAN	97,032,400.17
97	FTC LASSA	30,050,000.00
98	FTC OHANSO	110,145,390.00
99	FTC OROZO	159,321,951.51
100	FTC OTOBI	111,674,181.85
101	FTC OTUPKO	99,549,000.00
102	FTC SHIRORO	144,679,030.00
103	FTC UROMI	88,680,000.00
104	FTC UYO	73,750,300.00
105	FTC YABA	319,776,870.00
106	FTC ZURU	118,773,000.00
107	KING'S COLLEGE	219,185,452.00
108	QUEEN'S COLLEGE LAGOS	189,589,500.00
109	SULEJA ACADEMY	147,919,099.80
110	FSTC,DOMA	93,321,793.75
111	FSTC DAYI	83,654,825.90
112	NATIONAL SOCIAL INVESTMENT OFFICE	2,094,818,822.00
	GRAND-TOTAL	14,223,498,224.37





NOTE 18													
DEPRECIATION -- Contd.													
S/N	MDA	DEPRECIATION CHARGES - LAND & BUILDINGS - GENERAL	DEPRECIATION CHARGES - INFRASTRUCTURE - GENERAL	DEPRECIATION CHARGES - PLANT & MACHINERY - GENERAL	DEPRECIATION CHARGES - TRANSPORTATION EQUIPMENT - GENERAL	DEPRECIATION CHARGES - OFFICE EQUIPMENT - GENERAL	DEPRECIATION CHARGES - FURNITURE & FITTINGS - GENERAL	DEPRECIATION CHARGES - SERVICE CONCESSION ASSETS	DEPRECIATION CHARGES - LEASED ASSETS - FINANCE LEASE	DEPRECIATION CHARGES - SPECIALISED ASSETS	DEPRECIATION CHARGES - INVESTMENT PROPERTY - LAND & BUILDING - GENERAL	RECURRENT EXPENDITURE IN CAPITAL BUDGET	TOTALS
		240101	240102	240103	240104	240105	240106	240107	240108	240109	240201		
		N	N	N	N	N	N	N	N	N	N	N	N
70	FOREIGN MISSION: OTTAWA	0.00	0.00	0.00	7,540,831.63	0.00	0.00	0.00	0.00	0.00	0.00	0.00	7,540,831.63
71	FOREIGN MISSION: SEOUL	0.00	0.00	0.00	781,320.00	0.00	0.00	0.00	0.00	0.00	0.00	0.00	781,320.00
72	"FOREIGN MISSION: WASHINGTON"	0.00	0.00	0.00	0.00	149,187.88	48,427.27	0.00	0.00	0.00	0.00	0.00	197,615.15
73	"FOREIGN MISSION, JUBA, SOUTH SUDAN"	911,692.77	0.00	0.00	0.00	0.00	0.00	0.00	0.00	0.00	0.00	0.00	911,692.77
74	"FOREIGN MISSION LILONGWE, MALAWI"	0.00	0.00	0.00	1,864,408.60	0.00	0.00	0.00	0.00	0.00	0.00	0.00	1,864,408.60
75	FOREIGN MISSION BELGRADE, SERBIA	669,159.96	0.00	0.00	0.00	0.00	0.00	0.00	0.00	0.00	0.00	0.00	669,159.96
76	"FOREIGN MISSION PRAQUE, CZECH REPUBLIC"	0.00	0.00	0.00	0.00	0.00	7,351,494.90	0.00	0.00	0.00	0.00	0.00	7,351,494.90
77	PERMANENT REPRESENTATION, ECOWAS, ABUJA	254,980.02	0.00	0.00	0.00	0.00	0.00	0.00	0.00	0.00	0.00	0.00	254,980.02
78	"FEDERAL MINISTRY OF INFORMATION & CULTURE - HQTRS"	2,804,359.98	28,548,432.04	10,792,760.20	28,044,428.80	9,613,038.75	37,971,698.60	0.00	0.00	2,000,000.00	0.00	0.00	119,774,718.37
79	NIGERIAN TELEVISION AUTHORITY	276,440,895.15	1,957,730.44	958,935,769.05	381,101,158.36	79,277,990.29	192,594,161.08	0.00	0.00	5,302,500.00	0.00	0.00	1,895,610,204.36
80	"FEDERAL RADIO CORPORATION OF NIGERIA"	673.00	0.00	131,987,959.37	175,840.02	4,894,626.05	16,705,117.66	0.00	0.00	0.00	0.00	0.00	153,764,216.10
81	NEWS AGENCY OF NIGERIA	41,283,432.62	1,139,174.46	89,726,778.27	107,960,323.90	123,273,728.29	50,714,532.72	0.00	0.00	240,691.50	0.00	0.00	414,338,661.75
82	VOICE OF NIGERIA	33,106,162.33	123,780,903.94	92,661,326.66	10,694,823.35	81,402,726.25	3,355,257.06	0.00	0.00	802,248.31	0.00	0.00	345,803,447.90
83	NIGERIAN FILM CORPORATION	14,082,115.11	3,920,196.92	1.00	20,853,813.35	0.00	3,292,152.20	0.00	0.00	0.00	0.00	624,066,542.78	666,214,821.36
84	NATIONAL BROADCASTING	446,478.00	0.00	21,200,930.64	56,073,901.42	8,788,011.24	18,051,452.20	0.00	0.00	5,673,925.00	0.00	0.00	110,234,698.49
85	NIGERIA PRESS COUNCIL	0.00	0.00	0.00	23,151,384.10	16,493,839.62	7,283,611.00	0.00	0.00	0.00	0.00	0.00	46,928,834.72
86	"NATIONAL FILM AND VIDEO CENSOR BOARD"	200,000.00	1,629,871.95	235,500.00	19,313,756.00	5,000.00	4,490,350.00	0.00	0.00	0.00	0.00	0.00	25,874,477.95
87	ADVERTISING PRACTITIONERS OF NIGERIA	3,900,000.00	288,187.73	4,271.25	15,229,350.00	1,037,531.25	1,633,054.00	0.00	0.00	0.00	0.00	0.00	22,092,394.23
88	"NIGERIAN TOURISM DEVELOPMENT CORPORATION"	91,501.24	21,500,565.78	1,335,530.00	82,812,323.00	3,956,532.50	13,045,761.55	0.00	0.00	0.00	0.00	0.00	122,742,214.07
89	"NATIONAL COMMISSION FOR MUSEUMS AND MONUMENTS"	2,032,968.55	1,131,880.15	1.00	29,029,991.12	1,592,847.66	35,328,988.79	0.00	0.00	1,790,019.00	0.00	0.00	70,906,696.26
90	"NATIONAL COUNCIL OF ARTS AND CULTURE"	2,192,654.13	0.00	0.00	18,893,672.56	612,225.00	790,500.00	0.00	0.00	0.00	0.00	0.00	22,489,051.70
91	"CENTRE FOR BLACK AFRICAN ARTS AND CIVILISATION"	1,112,144.91	230,143.55	5,459,851.65	26.00	1,546,185.84	799,762.00	0.00	0.00	0.00	0.00	22,430,300.00	31,578,413.94
92	NATIONAL TROUPE OF NIGERIA	0.00	278,700.53	0.00	939,097.00	446,926.25	1,005,152.50	0.00	0.00	0.00	0.00	0.00	2,669,876.28
93	NATIONAL THEATRE	3,303,147.87	4,744,305.70	6,238,711.02	600,333.80	0.00	3,538,653.75	0.00	0.00	1,259,774.95	0.00	0.00	19,684,927.09
94	NATIONAL GALLERY OF ART	27,372,425.40	359,915.00	399,950.00	49,757,526.30	3,809,425.71	4,466,961.20	0.00	0.00	0.00	0.00	0.00	86,166,203.60
95	NATIONAL WAR MUSEUM - UMUAHIA	199,900.00	250,763.14	0.00	0.00	1,013,818.00	0.00	0.00	0.00	0.00	0.00	0.00	1,464,481.14
96	NATIONAL INST. OF HOSPITALITY AND TOURISM DEVELOPMENT STUDIES	852,157.20	2,668,220.50	1,634,446.40	13,628,797.20	3,951,115.00	5,309,151.50	0.00	0.00	254,660.80	0.00	0.00	28,298,548.61
97	"NATIONAL INSTITUTE FOR CULTURE ORIENTATION"	1,269,377.26	0.00	0.00	7,126,886.29	437,500.00	6,811,376.40	0.00	0.00	0.00	0.00	0.00	15,645,139.95
98	"INSTITUTE OF ARCHEOLOGY AND MUSEUM STUDIES, JOS"	600,000.00	481,050.85	0.00	20,000.00	581,400.00	0.00	0.00	0.00	435,279.11	0.00	0.00	2,117,729.96
99	NATIONAL ORIENTATION AGENCY	7,251,492.90	26,371,283.20	9,039,816.00	143,043,082.00	29,169,466.25	52,182,881.00	0.00	0.00	0.00	0.00	0.00	267,058,021.35
100	MINISTRY OF INTERIOR - HQTRS	18,662,464.07	66,316,908.58	28,677,473.74	20,565,250.00	135,306,678.34	44,408,441.28	0.00	0.00	3,331,545.73	0.00	0.00	317,268,761.73
101	NIGERIA CORRECTIONAL SERVICE	677,679,101.30	73,549,616.02	0.00	2,215,035,352.46	0.00	34,580,000.00	0.00	0.00	0.00	0.00	0.00	3,000,844,069.78
102	NIGERIA IMMIGRATION SERVICE	110,374,702.61	242,341,984.46	61,150,219.10	955,440,651.05	346,034,018.37	78,488,467.76	0.00	0.00	35,885,370.21	0.00	0.00	1,829,715,413.56
103	"NIGERIA SECURITY AND CIVIL DEFENCE CORPS"	31,927,638.54	118,428,014.20	135,402,843.98	862,202,494.17	24,725,000.00	361,997,481.54	0.00	0.00	320,287,829.03	0.00	0.00	1,854,971,301.46
104	"CIVIL DEFENCE, IMMIGRATION AND PRISON SERVICE BOARD (CIPB)"	40,001,640.00	1,018,762.50	1,052,000.00	8,675,880.00	10,386,562.50	22,400.00	0.00	0.00	0.00	0.00	0.00	61,157,245.00
105	FEDERAL FIRE SERVICE	21,840,452.27	88,254,980.47	706,067,940.24	71,143,904.37	0.00	85,824,034.11	0.00	0.00	820,928,248.22	0.00	0.00	1,794,059,559.69



NOTE 18													
DEPRECIATION -- Contd.													
S/N	MDA	DEPRECIATION CHARGES - LAND & BUILDINGS - GENERAL	DEPRECIATION CHARGES - INFRASTRUCTURE - GENERAL	DEPRECIATION CHARGES - PLANT & MACHINERY - GENERAL	DEPRECIATION CHARGES - TRANSPORTATION EQUIPMENT - GENERAL	DEPRECIATION CHARGES - OFFICE EQUIPMENT - GENERAL	DEPRECIATION CHARGES - FURNITURE & FITTINGS - GENERAL	DEPRECIATION CHARGES - SERVICE CONCESSION ASSETS	DEPRECIATION CHARGES - LEASED ASSETS - FINANCE LEASE	DEPRECIATION CHARGES - SPECIALISED ASSETS	DEPRECIATION CHARGES - INVESTMENT PROPERTY - LAND & BUILDING - GENERAL	RECURRENT EXPENDITURE IN CAPITAL BUDGET	TOTALS
		240101	240102	240103	240104	240105	240106	240107	240108	240109	240201		
		N	N	N	N	N	N	N	N	N	N	N	N
137	"SECRETARY TO THE GOVERNMENT OF THE FEDERATION HQTRS"	9,218,840.91	6,286,150,638.98	86,544,702.21	387,228,358.32	19,632,809.23	40,321,864.32	0.00	0.00	45,696,705.80	0.00	0.00	6,874,793,919.78
138	SPECIAL DUTIES SGF	0.00	0.00	0.00	4,662,411.70	2,602,951.25	0.00	0.00	0.00	0.00	0.00	0.00	7,265,362.95
139	LAGOS LIAISON OFFICE	7,432,485.98	2,932,393.75	20,004.00	20.00	12.50	28.00	0.00	0.00	0.00	0.00	0.00	10,384,944.23
140	"NATIONAL IDENTITY MANAGEMENT COMMISSION"	151,278,968.37	315,137,047.00	86,360,794.76	84,581,367.18	39,694,728.05	10,874,727.39	0.00	0.00	0.00	0.00	0.00	687,927,632.75
141	NATIONAL MERIT AWARD	1,370,001.22	770,145.01	716,997.00	0.00	5,622,571.25	4,807,000.00	0.00	0.00	0.00	0.00	0.00	13,286,714.48
142	FEDERAL ROAD SAFETY COMMISSION	26,533,490.16	14,343,272.77	13,088,161.65	693,860,767.31	30,613,738.06	42,877,644.04	0.00	0.00	5,165,093.10	0.00	0.00	826,482,167.09
143	"NEW PARTNERSHIP FOR AFRICAN DEVELOPMENT"	990,850.31	5,834,429.45	1,427,159.57	3,784,999.13	13,123,930.12	5,552,596.80	0.00	0.00	0.00	0.00	8,452,500.00	39,166,465.38
144	"NATIONAL AGENCY FOR THE CONTROL OF AIDS (NACA)"	0.80	127,500.00	8,133,824.86	34.00	13,184,175.86	7,467,163.35	0.00	0.00	249,500.00	0.00	0.00	29,162,198.87
145	NATIONAL PENSION COMMISSION	20,248,999.93	0.00	4,373,280.50	11,812,345.34	0.00	0.00	0.00	0.00	0.00	0.00	0.00	36,434,625.77
146	"NATIONAL HAJJ COMMISSION OF NIGERIA"	2,779,041.35	527,880.69	1,275,178.45	17,834,357.74	1,654,537.50	31,928,132.91	0.00	0.00	0.00	0.00	0.00	55,999,128.65
147	"NIGERIA CHRISTIAN PILGRIM COMMISSION"	7,676,887.50	526,498.75	737,207.07	10,249,048.80	6,580,037.48	7,022,568.00	0.00	0.00	0.00	0.00	0.00	32,792,247.59
148	NATIONAL LOTTERY TRUST FUND	0.00	18,548,385.10	0.00	50,214,003.57	21,235,550.00	4,661,755.00	0.00	0.00	35,554,950.13	0.00	0.00	130,214,643.80
149	"NATIONAL LOTTERY REGULATORY COMMISSION"	1,167,206.22	0.00	0.00	10,006,535.00	0.00	17,351,233.14	0.00	0.00	0.00	0.00	0.00	28,524,974.36
150	SERVICOM	0.00	0.00	0.00	9,769,200.00	0.00	0.00	0.00	0.00	0.00	0.00	13,921,648.72	23,690,848.72
151	"PRESIDENTIAL TECHNICAL COMMITTEE ON LAND REFORMS"	0.00	576,970.65	993,586.70	0.00	0.00	0.00	0.00	0.00	0.00	0.00	0.00	1,570,557.35
152	"NATIONAL BOUNDARY COMMISSION (NBC) HQTRS"	16,043,991.71	492,413.06	2,659,699.72	104,794,211.80	9,039,372.18	5,957,890.00	0.00	0.00	0.00	0.00	33,058,590.00	172,046,168.47
153	"BORDER COMMUNITIES DEVELOPMENT AGENCY (BCDA) HQTRS"	27,463,982.13	78,402,329.74	48,394,198.27	50,187,972.64	3,941,753.85	274,562.40	0.00	0.00	4,370,714.84	0.00	0.00	213,035,513.88
154	"FEDERAL MINISTRY OF SPECIAL DUTIES & INTER - GOVERNMENTAL AFFAIRS HQTRS"	0.00	51,346,766.77	0.00	10,262,411.70	2,098,906.43	0.00	0.00	0.00	0.00	0.00	0.00	63,708,084.90
155	TERTIARY EDUCATION TRUST FUND	22,134,567.58	24,748,750.01	174,776,776.07	79,234,399.68	56,786,642.40	162,499,826.38	0.00	0.00	659,745.76	0.00	0.00	520,840,707.88
ECONOMIC SECTOR													
156	"FEDERAL MINISTRY OF AGRICULTURE AND RURAL DEVELOPMENT HQTRS"	179,452,523.06	1,194,442,903.80	5,546,396,451.83	59,373,451.25	44,026,350.25	1,758,440.00	0.00	0.00	1,232,765,677.61	0.00	2,509,625,356.49	10,767,841,154.29
157	"FEDERAL COLLEGE OF PRODUCE INSPECTION AND STORED PRODUCTS TECHNOLOGY, KANO"	13,202,258.50	5,895,260.60	8,265,277.33	35,211,343.25	11,613,195.25	363,028.00	0.00	0.00	186,121.00	0.00	0.00	74,736,483.93
158	"AGRICULTURAL RESEARCH AND MANAGEMENT INSTITUTE (ARMTI) - ILORIN"	18,154,180.44	5,344,308.76	25,829,399.97	30,843,502.45	35,120,860.51	47,742,667.96	0.00	0.00	0.00	0.00	153,992,513.47	317,027,433.55
159	"NATIONAL CENTRE FOR AGRICULTURAL MECHANISATION- ILORIN"	6,513,583.35	22,341,670.29	24,112,364.28	20,214,380.00	12,017,139.86	14,361,362.80	0.00	0.00	0.00	0.00	0.00	99,560,500.58
160	"NATIONAL CEREALS RESEARCH INSTITUTE- BADEGGI"	31,674,095.13	33,867,318.30	29,639,183.03	43,043,908.95	13,426,551.47	10,581,391.60	0.00	0.00	0.00	0.00	0.00	162,232,448.47
161	"NATIONAL VETERINARY RESEARCH INSTITUTE- VOM"	0.00	5,760,396.35	24,000.00	19,682,055.61	117,875.00	621,622.26	0.00	0.00	2,000.00	0.00	46,341,468.35	72,549,417.57
162	"NATIONAL ROOT CROPS RESEARCH INSTITUTE- UMUDIKE"	2,186,228.44	16,857,198.53	0.00	0.00	0.00	0.00	0.00	0.00	0.00	0.00	0.00	19,043,426.97
163	"NATIONAL INSTITUTE FOR OIL PALM RESEARCH (NIFOR) - BENIN"	18,000.00	2,532,783.34	315,000.00	1,491,090.73	0.00	142,215.00	0.00	0.00	0.00	0.00	0.00	4,499,089.08
164	"INSTITUTE OF AGRICULTURAL RESEARCH- ZARIA"	35,073,971.19	6,335,428.59	4,192,460.80	13,347,240.92	2,204,550.00	11,323,256.68	0.00	0.00	743,137.50	0.00	0.00	73,220,045.68
165	"NATIONAL ANIMAL PRODUCT RESEARCH INSTITUTE- ZARIA"	13,890,485.07	1,326,686.75	404,500.00	1,634,000.00	0.00	0.00	0.00	0.00	204,000.00	0.00	0.00	17,459,671.82



NOTE 18													
DEPRECIATION -- Contd.													
S/N	MDA	DEPRECIATION CHARGES - LAND & BUILDINGS - GENERAL	DEPRECIATION CHARGES - INFRASTRUCTURE - GENERAL	DEPRECIATION CHARGES - PLANT & MACHINERY - GENERAL	DEPRECIATION CHARGES - TRANSPORTATION EQUIPMENT - GENERAL	DEPRECIATION CHARGES - OFFICE EQUIPMENT - GENERAL	DEPRECIATION CHARGES - FURNITURE & FITTINGS - GENERAL	DEPRECIATION CHARGES - SERVICE CONCESSION ASSETS	DEPRECIATION CHARGES - LEASED ASSETS - FINANCE LEASE	DEPRECIATION CHARGES - SPECIALISED ASSETS	DEPRECIATION CHARGES - INVESTMENT PROPERTY - LAND & BUILDING - GENERAL	RECURRENT EXPENDITURE IN CAPITAL BUDGET	TOTALS
		240101	240102	240103	240104	240105	240106	240107	240108	240109	240201		
		N	N	N	N	N	N	N	N	N	N	N	N
166	"NATIONAL HORTICULTURAL RESEARCH INSTITUTE- IBADAN"	7,611,078.16	4,513,111.49	19,080,587.78	6,700,013.00	0.00	2,782,553.00	0.00	0.00	0.00	0.00	0.00	40,687,343.43
167	"NATIONAL AGRICULTURAL LAND DEVELOPMENT AUTHORITY (NALDA) HQTRS"	278,567.91	2,945,483.63	3,100.00	25,142,796.81	1,247,649.13	0.00	0.00	0.00	0.00	0.00	0.00	29,617,597.49
168	"COCOA RESEARCH INSTITUTE- IBADAN"	5,677,903.50	10,809,186.41	28,521,316.81	25,066,600.91	10,009,707.97	2,164,258.60	0.00	0.00	3,703,109.47	0.00	0.00	85,952,083.66
169	"INSTITUTE OF AGRICULTURAL RESEARCH AND TRAINING- IBADAN"	8,811,651.61	5,921,708.48	25,601,358.23	4,558,862.28	30,000.00	1,450,559.14	0.00	0.00	0.00	0.00	0.00	46,374,139.74
170	"RUBBER RESEARCH INSTITUTE- BENIN"	5,168,651.19	3,001,411.64	343,927.50	0.00	0.00	1,936,512.00	0.00	0.00	0.00	0.00	0.00	10,450,502.32
171	"NATIONAL INSTITUTE OF FRESHWATER FISH- NEW BUSSA"	9,742,549.50	6,812,795.72	1,548,552.10	8,541,644.00	0.00	4,692,821.00	0.00	0.00	2,588,782.00	0.00	0.00	33,927,144.33
172	"NATIONAL AGRIC. EXTENSION RESEARCH LIAISON SERVICES- ZARIA"	9,618,670.02	494,209.60	2,645,549.00	5,688,020.00	30,466,750.00	30,426,845.01	0.00	0.00	472,185.00	0.00	0.00	79,812,228.63
173	"VETERINARY COUNCIL OF NIGERIA"	4,055,771.45	1,604,518.98	524,310.39	20,304,604.98	7,369,469.18	23,678,032.76	0.00	0.00	20,659,524.80	0.00	0.00	78,196,232.54
174	"FEDERAL COLLEGE OF ANIMAL HEALTH AND PRODUCTION TECHNOLOGY - IBADAN"	15,422,147.30	12,127,351.12	4,060,045.57	27,093,312.69	0.00	594,542.93	0.00	0.00	0.00	0.00	0.00	59,297,399.60
175	"FEDERAL COLLEGE OF AGRICULTURE - AKURE"	9,534,017.95	957,813.00	5,326,670.10	23,432,491.33	0.00	1,260,243.00	0.00	0.00	959,115.99	0.00	0.00	41,470,351.37
176	"FEDERAL COLLEGE OF AGRICULTURE, MOORE PLANTATION- IBADAN"	2,761,090.95	18,823,288.50	18,086,356.17	9,933,000.00	0.00	14,180,592.89	0.00	0.00	0.00	0.00	0.00	63,784,328.50
177	"FEDERAL COLLEGE OF AGRICULTURE - ISHIAGU"	21,959,593.14	14,083,844.79	54,157,657.09	26,991,697.21	0.00	61,591,666.90	0.00	0.00	1,079,699.99	0.00	0.00	179,864,159.13
178	"FEDERAL COLLEGE OF FRESH WATER FISHERIES TECHNOLOGY - NEW BUSSA"	2,996,198.34	10,036,287.16	5,089,983.89	21,335,059.60	15,493,477.75	24,614,085.64	0.00	0.00	7,192,476.50	0.00	0.00	86,757,568.88
179	"FEDERAL COLLEGE OF ANIMAL HEALTH AND PRODUCTION TECHNOLOGY - VOM"	19,290,839.78	2,119,652.60	6,363,909.28	26,372,745.00	12,945,018.91	13,561,332.42	0.00	0.00	25,434,713.83	0.00	0.00	106,088,211.80
180	"COLLEGE OF VETERINARY AND MEDICAL LABORATORY TECHNOLOGY - VOM"	3,051,072.48	1,716,650.00	8,944,169.80	11,732,000.00	6,261,846.00	13,122,566.27	0.00	0.00	8,693,847.07	0.00	0.00	53,522,151.62
181	"FEDERAL COLLEGE OF FRESH WATER FISHERIES - BAGA"	17,750,334.24	46,774,946.90	47,722,083.47	28,306,260.33	0.00	13,840,536.05	0.00	0.00	589,410.00	0.00	0.00	154,983,570.98
182	"FEDERAL COLLEGE OF FISHERIES AND MARINE TECHNOLOGY - LAGOS"	109,143,038.82	11,454,011.83	930,000.00	17,109,170.58	0.00	2,473,800.00	0.00	0.00	0.00	0.00	0.00	141,110,021.23
183	"FEDERAL CO-OPERATIVE COLLEGE- IBADAN"	13,289,157.12	11,251,074.17	3,884,040.00	4,268,380.07	0.00	16,857,654.90	0.00	0.00	0.00	0.00	0.00	49,550,306.26
184	"FEDERAL CO-OPERATIVE COLLEGE- KADUNA"	4,522,655.19	7,588,694.67	1,050,275.00	0.00	278,750.00	54,411,555.55	0.00	0.00	731,968.11	0.00	0.00	68,583,898.52
185	"FEDERAL CO-OPERATIVE COLLEGE- OJI RIVER"	2,443,950.52	35,836,500.00	4,097,282.97	0.00	6,049,732.25	0.00	0.00	0.00	0.00	0.00	1,906,645,000.00	1,955,072,465.74
186	"FEDERAL COLLEGE OF LAND RESOURCES TECHNOLOGY - OWERRI"	4,636,011.36	1,117,474.56	2,024,904.76	8,189,298.92	174,108.50	615,701.60	0.00	0.00	0.00	0.00	0.00	16,757,499.71
187	"FEDERAL COLLEGE OF LAND RESOURCES TECHNOLOGY, KURU - JOS"	456,336.04	77,948,656.07	9,509,757.98	33,600.20	0.00	4,069,543.66	0.00	0.00	98,750.00	0.00	15,000,000.00	107,116,643.94
188	"FEDERAL COLLEGE OF HORTICULTURE, DADIN-KOWA, GOMBE"	43,691,936.51	3,687,329.48	7,706,762.60	77,974,688.37	7,327,763.42	6,607,932.35	0.00	0.00	0.00	0.00	0.00	146,996,412.73
189	"NATIONAL AGRICULTURAL INSURANCE CORPORATION (NAIC)"	771,067.70	0.00	504,481.10	28,917,892.20	0.00	3,872,976.20	0.00	0.00	0.00	0.00	0.00	34,066,417.20
190	"NIGERIAN INSTITUTE OF ANIMAL SCIENCE"	2,040,022.96	0.00	1,403,450.00	18,994,983.96	0.00	904,050.00	0.00	0.00	0.00	0.00	0.00	23,342,506.92
191	"NIGERIAN INSTITUTE OF SOIL SCIENCE (NISS) HQTRS"	21,678,591.35	37,944,344.70	15,315,361.60	76,359,033.47	9,131,212.00	27,599,865.10	0.00	0.00	7,124,966.00	0.00	0.00	195,153,374.23
192	"NIGERIA STORED PRODUCTS RESEARCH, ILORIN"	121,621,859.85	21,312,866.72	5,870,428.46	4,680,000.00	303,450.00	13,289,641.60	0.00	0.00	2,022,227.28	0.00	0.00	169,100,473.91





NOTE 18													
DEPRECIATION -- Contd.													
S/N	MDA	DEPRECIATION CHARGES - LAND & BUILDINGS - GENERAL	DEPRECIATION CHARGES - INFRASTRUCTURE - GENERAL	DEPRECIATION CHARGES - PLANT & MACHINERY - GENERAL	DEPRECIATION CHARGES - TRANSPORTATION EQUIPMENT - GENERAL	DEPRECIATION CHARGES - OFFICE EQUIPMENT - GENERAL	DEPRECIATION CHARGES - FURNITURE & FITTINGS - GENERAL	DEPRECIATION CHARGES - SERVICE CONCESSION ASSETS	DEPRECIATION CHARGES - LEASED ASSETS - FINANCE LEASE	DEPRECIATION CHARGES - SPECIALISED ASSETS	DEPRECIATION CHARGES - INVESTMENT PROPERTY - LAND & BUILDING - GENERAL	RECURRENT EXPENDITURE IN CAPITAL BUDGET	TOTALS
		240101	240102	240103	240104	240105	240106	240107	240108	240109	240201		
		N	N	N	N	N	N	N	N	N	N	N	N
283	"BIORESOURCES DEVELOPMENT CENTRE, BOGORO, BAUCHI STATE"	0.00	0.00	1,986,714.08	33,914,066.16	1,035,187.50	780,453.80	0.00	0.00	0.00	0.00	0.00	37,716,421.54
284	"BIORESOURCES DEVELOPMENT CENTRE, UBULU-UKU, DELTA STATE"	88,000.00	0.00	0.00	0.00	0.00	1,000,000.00	0.00	0.00	0.00	0.00	0.00	1,088,000.00
285	AQUATIC BIORESOURCES DEVELOPMENT CENTRE PATEGL, KWARA STATE	7,727,020.60	5,567,761.16	637,231.35	6,426,000.00	0.00	0.00	0.00	0.00	0.00	0.00	0.00	20,358,013.10
286	"BIORESOURCES DEVELOPMENT CENTRE JEGA KEBBI STATE"	633,637.04	843,310.75	0.00	0.00	0.00	0.00	0.00	0.00	0.00	0.00	0.00	1,476,947.79
287	"BOARD FOR TECHNOLOGY BUSINESS INCUBATOR CENTRE - ABUJA"	366,306.39	5,738,103.73	3,335,853.00	18,930,076.36	16,780,879.63	1,440,610.75	0.00	0.00	0.00	0.00	0.00	46,591,829.84
288	TECHNOLOGY INCUBATION CENTRE, GOMBE	1,288,439.71	1,610,284.20	1,322,163.15	0.00	0.00	0.00	0.00	0.00	0.00	0.00	0.00	4,220,887.06
289	TECHNOLOGY INCUBATION CENTRE, KATSINA	1,201,185.39	1,085,120.87	1,332,717.50	0.00	0.00	1,659,066.15	0.00	0.00	0.00	0.00	0.00	5,278,089.91
290	TECHNOLOGY INCUBATION CENTRE, LAFIA	80,495.20	2,646,999.22	1,822,000.00	2,620,000.00	38,750.00	198,000.00	0.00	0.00	0.00	0.00	0.00	7,406,244.42
291	TECHNOLOGY INCUBATION CENTRE, LOKOJA	0.00	0.00	1,365,000.00	0.00	0.00	0.00	0.00	0.00	0.00	0.00	0.00	1,365,000.00
292	"TECHNOLOGY INCUBATION CENTRE, MAKURDI"	0.00	0.00	1,099,098.30	0.00	0.00	0.00	0.00	0.00	0.00	0.00	0.00	1,099,098.30
293	NORTH WEST ZONAL OFFICE, KANO	0.00	410,047.62	4,481,680.00	0.00	0.00	1,216,000.00	0.00	0.00	0.00	0.00	0.00	6,107,727.62
294	NORTH EAST ZONAL OFFICE, BAUCHI	160,000.01	630,400.00	2,501,000.00	0.00	0.00	491,200.00	0.00	0.00	0.00	0.00	0.00	3,782,600.01
295	NORTH CENTRAL ZONAL OFFICE, MINNA	0.00	237,500.00	3,445,393.07	0.00	0.00	1,316,000.00	0.00	0.00	0.00	0.00	0.00	4,998,893.07
296	SOUTH WEST ZONAL OFFICE, LAGOS	0.00	176,752.04	3,220,899.96	0.00	0.00	0.00	0.00	0.00	0.00	0.00	0.00	3,397,652.00
297	SOUTH SOUTH ZONAL OFFICE, BENIN	379,488.00	249,999.95	2,996,290.00	0.00	0.00	0.00	0.00	0.00	0.00	0.00	0.00	3,625,777.95
298	SOUTH EAST ZONAL OFFICE, NNEWI	98,910.00	167,685.00	3,388,066.80	0.00	0.00	1,978,000.00	0.00	0.00	0.00	0.00	0.00	5,632,661.80
299	"TECHNOLOGY BUSINESS INCUBATOR CENTRE - AGEGE"	268,771.08	296,464.53	2,585,864.18	0.00	0.00	347,400.00	0.00	0.00	0.00	0.00	0.00	3,498,499.79
300	"TECHNOLOGY BUSINESS INCUBATOR CENTRE - ABA"	1,171,308.47	1,486,245.56	8,062,461.12	0.00	0.00	0.00	0.00	0.00	0.00	0.00	0.00	10,720,015.15
301	"TECHNOLOGY BUSINESS INCUBATOR CENTRE - KANO"	58,680.00	163,060.00	4,173,474.08	666,055.00	0.00	0.00	0.00	0.00	0.00	0.00	0.00	5,061,269.08
302	"TECHNOLOGY BUSINESS INCUBATOR CENTRE - NNEWI"	1,957,314.78	950,615.00	3,714,502.32	0.00	0.00	0.00	0.00	0.00	0.00	0.00	0.00	6,622,432.10
303	"TECHNOLOGY BUSINESS INCUBATOR CENTRE - CALABAR"	145,291.47	481,778.06	2,747,858.24	0.00	0.00	0.00	0.00	0.00	0.00	0.00	0.00	3,374,927.77
304	"TECHNOLOGY BUSINESS INCUBATOR CENTRE - MINNA"	5,373,044.56	0.00	6,017,369.27	0.00	0.00	0.00	0.00	0.00	0.00	0.00	0.00	11,390,413.84
305	"TECHNOLOGY BUSINESS INCUBATOR CENTRE - WARRI"	88,203.36	247,977.50	1,760,668.26	0.00	0.00	0.00	0.00	0.00	0.00	0.00	0.00	2,096,849.11
306	"TECHNOLOGY BUSINESS INCUBATOR CENTRE - MAIDUGURI"	237,738.32	359,197.50	2,959,494.47	0.00	0.00	65,800.00	0.00	0.00	0.00	0.00	0.00	3,622,230.29
307	"TECHNOLOGY BUSINESS INCUBATOR CENTRE - GUSAU"	488,228.92	589,043.86	3,814,597.42	3,430,040.00	963,125.00	309,620.00	0.00	0.00	2,500.00	0.00	0.00	9,597,155.19
308	"TECHNOLOGY BUSINESS INCUBATOR CENTRE - SOKOTO"	286,345.00	381,298.62	1,264,821.27	3,935,925.00	57,500.00	0.00	0.00	0.00	0.00	0.00	0.00	5,925,889.88
309	"TECHNOLOGY BUSINESS INCUBATOR CENTRE - UYO"	307,639.11	103,275.00	1,756,421.50	436,213.63	0.00	1,307,147.89	0.00	0.00	0.00	0.00	0.00	3,910,697.13
310	"TECHNOLOGY BUSINESS INCUBATOR CENTRE - B/ KEBBI"	560,685.21	240,379.40	2,559,172.60	0.00	132,500.00	187,147.89	0.00	0.00	0.00	0.00	0.00	3,679,885.10
311	"TECHNOLOGY BUSINESS INCUBATOR CENTRE - IGBOTAKO"	703,527.04	533,687.90	1,953,725.80	0.00	0.00	6,200.00	0.00	0.00	0.00	0.00	0.00	3,197,140.74

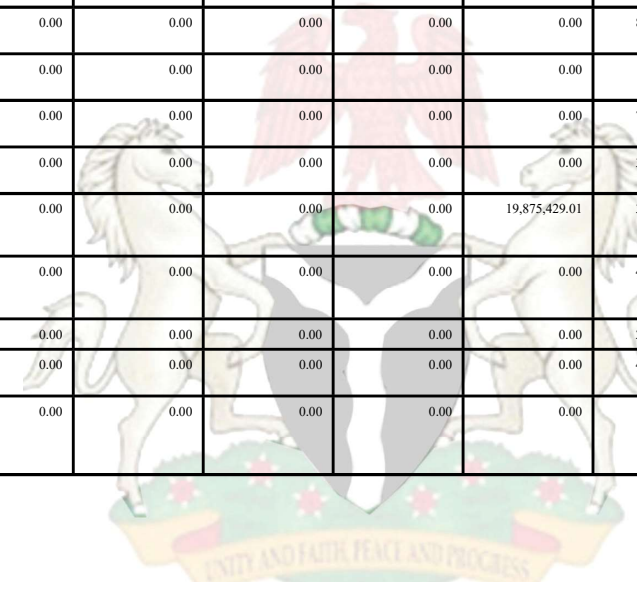




NOTE 18													
DEPRECIATION -- Contd.													
S/N	MDA	DEPRECIATION CHARGES - LAND & BUILDINGS - GENERAL	DEPRECIATION CHARGES - INFRASTRUCTURE - GENERAL	DEPRECIATION CHARGES - PLANT & MACHINERY - GENERAL	DEPRECIATION CHARGES - TRANSPORTATION EQUIPMENT - GENERAL	DEPRECIATION CHARGES - OFFICE EQUIPMENT - GENERAL	DEPRECIATION CHARGES - FURNITURE & FITTINGS - GENERAL	DEPRECIATION CHARGES - SERVICE CONCESSION ASSETS	DEPRECIATION CHARGES - LEASED ASSETS - FINANCE LEASE	DEPRECIATION CHARGES - SPECIALISED ASSETS	DEPRECIATION CHARGES - INVESTMENT PROPERTY - LAND & BUILDING - GENERAL	RECURRENT EXPENDITURE IN CAPITAL BUDGET	TOTALS
		240101	240102	240103	240104	240105	240106	240107	240108	240109	240201		
		N	N	N	N	N	N	N	N	N	N	N	N
312	"TECHNOLOGY BUSINESS INCUBATOR CENTRE - BAUCHI"	1,293,780.12	917,550.62	987,157.50	0.00	0.00	0.00	0.00	0.00	0.00	0.00	0.00	3,198,488.24
313	"TECHNOLOGY BUSINESS INCUBATOR CENTRE - IBADAN"	79,942.88	0.00	2,453,408.38	0.00	0.00	0.00	0.00	0.00	0.00	0.00	0.00	2,533,351.26
314	"TECHNOLOGY BUSINESS INCUBATOR CENTRE - BENIN"	561,414.95	1,143,447.50	456,750.00	0.00	0.00	1,067,680.00	0.00	0.00	0.00	0.00	0.00	3,229,292.45
315	"TECHNOLOGY BUSINESS INCUBATOR CENTRE - OKWE ONUIMO"	96,621.20	249,775.00	2,425,357.62	0.00	250.00	1,400.00	0.00	0.00	0.00	0.00	0.00	2,773,403.82
316	"TECHNOLOGY BUSINESS INCUBATOR CENTRE - ABEOKUTA"	173,521.80	512,989.01	5,226,931.21	0.00	32.50	56.00	0.00	0.00	0.00	0.00	0.00	5,913,530.53
317	"TECHNOLOGY BUSINESS INCUBATOR CENTRE - YOLA"	85,155.43	239,400.00	2,581,269.38	3,110,920.00	33,250.00	136,100.00	0.00	0.00	0.00	0.00	0.00	6,186,094.80
318	"TECHNOLOGY BUSINESS INCUBATOR CENTRE - JOS"	0.00	0.00	7,620,422.89	0.00	0.00	0.00	0.00	0.00	0.00	0.00	0.00	7,620,422.89
319	"TECHNOLOGY BUSINESS INCUBATOR CENTRE - YENEGOA"	875,369.02	7,523,570.30	8,637,009.52	6,250,000.00	0.00	4,310,492.51	0.00	0.00	347,000.00	0.00	0.00	27,943,441.35
320	"NATIONAL CENTRE FOR GENETIC RESEARCH AND BIOTECHNOLOGY - IBADAN"	934,879.00	698,162.43	797,360.76	483,850.00	2,952,218.95	1,190,950.05	0.00	0.00	0.00	0.00	0.00	7,057,421.19
321	"ELECTRONICS DEVELOPMENT INSTITUTE (ELDI), AWKA"	275,959.96	0.00	1,877,811.66	6,119.92	0.00	0.00	0.00	0.00	0.00	0.00	0.00	2,159,891.54
322	"NATIONAL CENTRE FOR TECHNOLOGY MANAGEMENT, HQTRS, ILE IFE"	7,444,925.24	869,903.08	5,054,328.17	5,196,690.00	2,588,747.98	13,851,999.51	0.00	0.00	6,815,310.52	0.00	0.00	41,821,904.50
323	"REGIONAL CENTRE FOR TECHNOLOGY MANAGEMENT (NACETEM - LAGOS)"	1,368,904.17	183,525.00	1,891,123.54	0.00	0.00	434,448.00	0.00	0.00	0.00	0.00	0.00	3,878,000.70
324	"NATIONAL ENGINEERING DESIGN AND DEVELOPMENT CENTRE -NNEWI"	1,073,409.42	18,679,769.74	15,908,910.33	12,910,695.00	2,715,133.76	6,238,565.00	0.00	0.00	3,980,949.00	0.00	43,291,542.50	104,798,974.74
325	"AFRICA REGIONAL CENTRE FOR SPACE SCIENCE & TECHNOLOGY - ILE-IFE"	0.00	9,891,066.79	0.00	0.00	0.00	0.00	0.00	0.00	0.00	0.00	0.00	9,891,066.79
326	"CENTRE FOR SATELLITE TECHNOLOGY DEVELOPMENT - ABUJA"	0.00	1,047,928.99	4,114,342.08	0.00	2,000.00	2,200.00	0.00	0.00	0.00	0.00	0.00	5,166,471.07
327	"NIGERIAN BUILDING AND ROAD RESEARCH INSTITUTE -LAGOS"	6,492,217.45	552,461,233.97	125,477,959.09	85,029,958.14	4,774,621.99	101,474,545.20	0.00	0.00	26,759,856.86	0.00	0.00	902,470,392.69
328	PROJECT DEVELOPMENT INSTITUTE - ENUGU	693,613.83	178,980,900.65	22,888,520.57	12,611,749.27	20,931,509.75	12,136,301.63	0.00	0.00	0.00	0.00	0.00	248,242,595.70
329	"NATIONAL OFFICE OF TECHNOLOGY ACQUISITION AND PROMOTION - ABUJA"	8,902,559.04	2,185,760.83	23,503.45	17,321,888.06	0.00	45,702,530.49	0.00	0.00	0.00	0.00	0.00	74,136,241.87
330	"NATIONAL RESEARCH INSTITUTE FOR CHEMICAL TECHNOLOGY -ZARIA"	10,102,710.77	44,717,444.17	1,419,816,001.72	46,104,807.42	558,093.62	1,403,389.39	0.00	0.00	0.00	0.00	0.00	1,522,702,447.08
331	"NIGERIAN INSTITUTE FOR TRYPANOSOMIASIS RESEARCH - KADUNA"	1,006,567.98	1,564,621.48	316,013.33	3,772,133.00	8,926,980.80	5,640.00	0.00	0.00	0.00	0.00	0.00	15,591,956.60
332	"FEDERAL INSTITUTE OF INDUSTRIAL RESEARCH -OSHODI"	1,012,798.51	14,176,831.98	41,139,950.61	6,568,729.32	0.00	6,164,996.81	0.00	0.00	19,555,369.85	0.00	0.00	88,618,677.08
333	"FEDERAL INSTITUTE OF INDUSTRIAL RESEARCH, ABUJA LIAISON OFFICE"	0.00	0.00	484,825.00	0.00	0.00	0.00	0.00	0.00	0.00	0.00	0.00	484,825.00
334	"FEDERAL INSTITUTE OF INDUSTRIAL RESEARCH, NORTH WEST ZONAL OFFICE, KANO"	0.00	0.00	0.00	0.00	0.00	0.00	0.00	0.00	498,048.08	0.00	0.00	498,048.08
335	"FEDERAL INSTITUTE OF INDUSTRIAL RESEARCH, NORTH EAST ZONAL OFFICE, YOLA"	0.00	0.00	208,657.50	0.00	0.00	0.00	0.00	0.00	0.00	0.00	0.00	208,657.50
336	"FEDERAL INSTITUTE OF INDUSTRIAL RESEARCH, SOUTH WEST ZONAL OFFICE, OWODE"	0.00	0.00	0.00	0.00	0.00	0.00	0.00	0.00	249,151.35	0.00	0.00	249,151.35



NOTE 18													
DEPRECIATION -- Contd.													
S/N	MDA	DEPRECIATION CHARGES - LAND & BUILDINGS - GENERAL	DEPRECIATION CHARGES - INFRASTRUCTURE - GENERAL	DEPRECIATION CHARGES - PLANT & MACHINERY - GENERAL	DEPRECIATION CHARGES - TRANSPORTATION EQUIPMENT - GENERAL	DEPRECIATION CHARGES - OFFICE EQUIPMENT - GENERAL	DEPRECIATION CHARGES - FURNITURE & FITTINGS - GENERAL	DEPRECIATION CHARGES - SERVICE CONCESSION ASSETS	DEPRECIATION CHARGES - LEASED ASSETS - FINANCE LEASE	DEPRECIATION CHARGES - SPECIALISED ASSETS	DEPRECIATION CHARGES - INVESTMENT PROPERTY - LAND & BUILDING - GENERAL	RECURRENT EXPENDITURE IN CAPITAL BUDGET	TOTALS
		240101	240102	240103	240104	240105	240106	240107	240108	240109	240201		
		N	N	N	N	N	N	N	N	N	N	N	N
337	"FEDERAL INSTITUTE OF INDUSTRIAL RESEARCH, SOUTH SOUTH ZONAL OFFICE."	0.00	0.00	0.00	0.00	0.00	0.00	0.00	0.00	456,673.35	0.00	0.00	456,673.35
338	"FEDERAL INSTITUTE OF INDUSTRIAL RESEARCH, SOUTH EAST ZONAL OFFICE."	1,738,112.44	14,583,287.85	1,294,164.06	3,990,000.00	0.00	0.00	0.00	0.00	499,369.69	0.00	0.00	22,104,934.04
339	"FEDERAL INSTITUTE OF INDUSTRIAL RESEARCH, NORTH CENTRAL ZONAL OFFICE."	296,868.26	12,162,127.81	19,066,363.50	2,400,000.00	0.00	0.00	0.00	0.00	0.00	0.00	0.00	33,925,359.57
340	"SCIENCE EQUIPMENT DEVELOPMENT INSTITUTE- ENUGU"	199,858.03	7,494,646.89	30,488,983.80	9,131,180.00	0.00	260,560.00	0.00	0.00	55,728,999.50	0.00	0.00	103,304,228.21
341	"HYDRAULIC EQUIPMENT RESEARCH INSTITUTE - KANO"	2,014,134.94	11,883,864.19	26,355,104.80	8,124,736.84	0.00	80.00	0.00	0.00	0.00	0.00	0.00	48,377,920.77
342	"ENGINEERING MATERIALS DEVELOPMENT INSTITUTE - AKURE"	0.00	1,896,143.78	9,342,847.40	28,324,590.00	0.00	480,400.00	0.00	0.00	4,265,877.99	0.00	0.00	44,309,859.17
343	"NIGERIA INSTITUTE OF LEATHER AND SCIENCE TECHNOLOGY (NILEST) HQTRS"	198,261.85	12,069,309.79	6,566,492.12	157,000.00	0.00	12,101,162.20	0.00	0.00	21,342,332.31	0.00	0.00	52,434,558.27
344	"HEAVY LEATHER MANUFACTURE CENTRE, MAIDUGURI"	75,560.00	82,605.42	5,278,542.11	0.00	0.00	660,265.00	0.00	0.00	178,987.60	0.00	0.00	6,275,960.12
345	"LIGHT LEATHER MANUFACTURE CENTRE, SOKOTO"	0.00	901,352.18	530,310.72	153,226.49	0.00	0.00	0.00	0.00	423,926.36	0.00	0.00	2,008,815.75
346	"RAW HIDES & SKIN IMPROVEMENT CENTRE, JOS"	0.00	387,500.00	322,460.00	0.00	0.00	0.00	0.00	0.00	2,269,169.59	0.00	0.00	2,979,129.59
347	"EFFLUENT & POLLUTION MONITORING CENTRE, KANO"	14,768.00	346,543.91	73,840.10	0.00	0.00	400,000.00	0.00	0.00	1,299,238.68	0.00	0.00	2,134,390.70
348	"SOUTH-WEST REGIONAL CLUSTER RESEARCH & DEVELOPMENT CENTER, ABEOKUTA -OGUN STATE"	0.00	1,716,417.92	0.00	2,000,000.00	0.00	655,956.41	0.00	0.00	0.00	0.00	0.00	4,372,374.33
349	"SOUTH-EAST REGIONAL LEATHER RESEARCH & DEVELOPMENT EXTENSION CENTER, OWERRI - IMO STATE"	6,288,134.02	13,253,913.23	6,548,607.54	0.00	0.00	0.00	0.00	0.00	0.00	0.00	0.00	26,090,654.79
350	"SOUTH-SOUTH REGIONAL WARD BASE LEATHER RESEARCH & DEVELOPMENT EXTENSION CENTRE, AFUZE - EDO STATE"	767,850.00	936,618.39	2,921,666.08	3,400,000.00	250,000.00	2,089,930.00	0.00	0.00	0.00	0.00	0.00	10,366,064.47
351	"NIGERIA INSTITUTE FOR SCIENCE LABORATORY TECHNOLOGY - IBADAN"	24,292,492.30	13,681,688.02	107,704,123.70	22,671.77	0.00	8,476,382.27	0.00	0.00	0.00	0.00	0.00	154,177,358.05
352	"POWER EQUIPMENT AND ELECTRICAL MACHINERY DEVELOPMENT CENTRE - OKENE"	6,325,370.30	5,785,613.58	15,983,643.19	51,653,185.78	15,200,455.65	6,193,750.00	0.00	0.00	0.00	0.00	0.00	101,142,018.49
353	"SCIENCE EQUIPMENT DEVELOPMENT INSTITUTE - MINNA"	1,856,162.50	56,318,591.35	11,177,267.37	14,975,045.91	0.00	1,569,450.69	0.00	0.00	0.00	0.00	0.00	85,896,517.81
354	"TECHNOLOGY BUSINESS INCUBATOR CENTRE - ILORIN"	394,785.16	527,626.91	2,708,524.79	0.00	0.00	0.00	0.00	0.00	0.00	0.00	0.00	3,630,936.86
355	"TECHNOLOGY BUSINESS INCUBATOR CENTRE - TARABA"	3,559,706.57	2,828,012.47	47,402,337.94	4,519,632.14	15,084,702.96	4,218,683.90	0.00	0.00	0.00	0.00	0.00	77,613,075.98
356	"TECHNOLOGY BUSINESS INCUBATOR CENTRE - KADUNA"	2,981,589.44	6,484,960.52	10,471,574.46	5,607,200.00	4,513,215.63	2,560,483.60	0.00	0.00	0.00	0.00	0.00	32,619,023.65
357	"PROTOTYPE ENGINEERING DEVELOPMENT INSTITUTE, ILESHA"	2,084,833.92	1,692,976.63	3,044,349.91	7,865,582.00	593,250.00	1,847,130.00	0.00	0.00	0.00	0.00	19,875,429.01	37,003,551.47
358	"ADVANCE MANUFACTURING TECHNOLOGY PROGRAMME, TARABA"	6,335,807.31	9,047,816.44	7,492,753.99	13,669,371.57	3,051,535.63	2,053,620.00	0.00	0.00	0.00	0.00	0.00	41,650,904.94
359	SOKOTO ENERGY RESEARCH	5,128,828.82	1,791,632.13	8,131,469.97	6,357,000.00	0.00	2,366,139.54	0.00	0.00	0.00	0.00	0.00	23,775,070.46
360	"CENTRE FOR ENERGY RESEARCH AND DEVELOPMENT, NSUKA"	1,514,927.06	37,734,273.83	249,475.80	3,135,720.00	0.00	0.00	0.00	0.00	0.00	0.00	0.00	42,634,396.68
361	"NATIONAL CENTRE FOR ENERGY EFFICIENCY AND CONSERVATIVE, UNIVERSITY OF LAGOS."	1,357,339.98	683,767.58	2,539,972.95	1,037,166.50	0.00	3,603,151.96	0.00	0.00	0.00	0.00	0.00	9,221,398.97





NOTE 18

DEPRECIATION -- Contd.

S/N	MDA	DEPRECIATION CHARGES - LAND & BUILDINGS - GENERAL	DEPRECIATION CHARGES - INFRASTRUCTURE - GENERAL	DEPRECIATION CHARGES - PLANT & MACHINERY - GENERAL	DEPRECIATION CHARGES - TRANSPORTATION EQUIPMENT - GENERAL	DEPRECIATION CHARGES - OFFICE EQUIPMENT - GENERAL	DEPRECIATION CHARGES - FURNITURE & FITTINGS - GENERAL	DEPRECIATION CHARGES - SERVICE CONCESSION ASSETS	DEPRECIATION CHARGES - LEASED ASSETS - FINANCE LEASE	DEPRECIATION CHARGES - SPECIALISED ASSETS	DEPRECIATION CHARGES - INVESTMENT PROPERTY - LAND & BUILDING - GENERAL	RECURRENT EXPENDITURE IN CAPITAL BUDGET	TOTALS
		240101	240102	240103	240104	240105	240106	240107	240108	240109	240201		
		N	N	N	N	N	N	N	N	N	N	N	N
362	"NATIONAL CENTRE FOR HYDROPOWER RESEARCH AND DEVELOPMENT, UNIVERSITY OF ILORIN"	4,556,894.59	42,034,816.64	335,555.00	3,188,308.75	0.00	1,445,126.25	0.00	0.00	0.00	0.00	0.00	51,560,701.23
363	"NATIONAL CENTRE FOR ENERGY AND ENVIRONMENT, UNIVERSITY OF BENIN"	5,717,984.52	256,924,026.07	25,464,044.30	54,919,834.80	0.00	29,384,474.59	0.00	0.00	0.00	0.00	0.00	372,410,364.28
364	"TECHNOLOGY BUSINESS INCUBATOR - ENUGU"	12,124,767.35	131,444.22	2,414,367.40	3,248,700.00	1,616,125.00	41,000.00	0.00	0.00	0.00	0.00	0.00	19,576,403.97
365	ENERGY COMMISSION OF NIGERIA	4,900,470.96	51,057,939.18	583,302.25	40,983,600.00	0.00	1,014,641.84	0.00	0.00	0.00	0.00	24,289,540.84	122,829,495.07
366	"NATIONAL CENTRE FOR PETROLEUM RESEARCH AND DEVELOPMENT (NCPRD), ABUBAKAR TAFAWA BALEWA UNIVERSITY BAUCHI"	1,097,725.46	2,433,497.00	3,098,025.46	0.00	4,375,892.50	3,372,890.00	0.00	0.00	0.00	0.00	0.00	14,378,030.42
367	"TECHNOLOGY BUSINESS INCUBATION CENTRE ADO-EKITI"	2,540,069.54	1,607,999,244.39	14,712,618.78	5,747,517.50	11,754,778.00	40,513,691,477.02	0.00	0.00	0.00	0.00	0.00	42,156,445,705.23
368	"TECHNOLOGY BUSINESS INCUBATION CENTRE ILE-IFE"	7,007,154.98	5,732,932.64	910,211.90	0.00	92,766.75	484,070,011.03	0.00	0.00	69,676,796.32	0.00	0.00	567,489,873.61
369	"FEDERAL MINISTRY OF TRANSPORT - HQTRS"	14,376,651.91	6,243,122,737.83	735,441,303.87	327,566,859.44	3,830,867.14	1,504,388.25	0.00	0.00	0.00	0.00	4,318,918,903.87	11,644,761,712.31
370	"NIGERIAN INSTITUTE OF TRANSPORT TECHNOLOGY"	10,039,507.57	709,540,224.65	246,935,792.33	170,599,715.74	933,421,942.54	23,195,325.73	0.00	0.00	11,242,952.85	0.00	0.00	2,104,975,461.41
371	NIGERIAN RAILWAY	127,680,653.20	249,835,211.78	27,342,228.32	2,798,129,777.57	58,000,416.94	104,627,173.69	0.00	0.00	17,819,136.07	0.00	0.00	3,383,434,597.58
372	"NATIONAL INLAND WATERWAYS AUTHORITY"	29,136,365.64	503,036,794.67	24,422,564.10	179,705,133.30	0.00	0.00	0.00	0.00	29,004,039.54	0.00	0.00	765,304,897.24
373	MARITIME ACADEMY, ORON	159,414,821.04	123,261,936.37	155,087,782.10	34,596,910.96	66,437,235.92	162,166,410.29	0.00	0.00	81,097,475.53	0.00	0.00	782,062,572.20
374	"COUNCIL FOR THE REGULATION OF FREIGHT FORWARDING IN NIGERIA"	52,251,587.48	94,884,919.34	230,703,131.57	20,605,540.00	0.00	196,840,590.79	0.00	0.00	6,027,562.03	0.00	0.00	601,313,331.21
375	FEDERAL MINISTRY OF AVIATION	0.00	89,647,169.79	0.00	27,720,000.00	0.00	6,796,800.00	0.00	0.00	0.00	0.00	0.00	124,163,969.79
376	NIGERIA CIVIL AVIATION AUTHORITY, IKEJA, LAGOS	2,440,299.62	18,865,142.79	198,656,290.99	1,488,888.00	15,541,449.00	215,627,005.70	0.00	0.00	3,002,213.47	0.00	0.00	455,621,289.57
377	"NIGERIAN COLLEGE OF AVIATION TECHNOLOGY-ZARIA"	977,978,077.84	254,352,432.93	1,093,905,091.05	2,160,656,683.14	5,598,767,257.59	1,980,266,050.39	0.00	0.00	4,213,366.38	0.00	0.00	12,070,138,959.32
378	NIGERIAN METEOROLOGICAL AGENCY	15,092,586.32	1,911,317.95	300,037,747.19	78,829,258.53	21,050,738.81	9,128,402.80	0.00	0.00	1,930,738.76	0.00	0.00	427,980,790.35
379	ACCIDENT AND INVESTIGATION BUREAU	397,155,542.75	10,009,901,674.04	1,776,251,257.00	201,227,088.10	130,927,838.40	73,348,715.73	0.00	0.00	22,632,322.05	0.00	0.00	12,611,444,438.07
380	NIGERIA AIRSPACE MANAGEMENT AGENCY	0.00	1,241,986,395.45	136,315,666.60	128,449,239.60	17,334,674.50	10,684,497.40	0.00	0.00	0.00	0.00	0.00	1,534,770,473.55
381	FEDERAL INLAND REVENUE SERVICES	837,991,129.91	0.00	360,352,637.63	2,063,805,301.96	5,696,382,409.73	2,002,756,873.81	0.00	0.00	0.00	0.00	0.00	10,961,288,353.04
382	"FEDERAL MINISTRY OF POWER - HQTRS"	2,454,157,808.22	28,394,767,670.87	239,081,477.12	1,862,648,260.76	651,489,004.86	595,049,494.82	0.00	0.00	78,080,062.32	0.00	1,246,936,432.00	35,522,210,210.97
383	"NATIONAL RURAL ELECTRIFICATION AGENCY"	268,825,749.82	2,142,604,415.14	22,771,200.00	10,363,000.00	132,080,123.88	14,898,033.36	0.00	0.00	0.00	0.00	0.00	2,591,542,522.20
384	"NIGERIAN ELECTRICITY REGULATORY COMMISSION"	233,323,148.12	46,423,971.66	34,741,866.84	8,795,708.60	55,808,875.00	28,896,501.78	0.00	0.00	13,366,213.31	0.00	0.00	421,356,285.31
385	"NIGERIAN ELECTRICITY MANAGEMENT SERVICES AGENCY (NEMSA) HQTRS"	5,394,412.12	0.00	20,560,882.97	8,129,200.00	8,046,938.00	8,666,385.56	0.00	0.00	0.00	0.00	48,063,097.75	98,860,916.40
386	"NATIONAL POWER TRAINING INSTITUTE"	70,936,101.61	1,602,821,854.92	413,725.00	37,593,873.04	0.00	48,338,693.92	0.00	0.00	5,035,194.45	0.00	0.00	1,765,139,442.94
387	"NIGERIA ELECTRICITY LIABILITY MANAGEMENT LIMITED"	0.00	1,556,845.02	189,463.75	173,605,805.67	50,000.00	122,281,507.17	0.00	0.00	0.00	0.00	0.00	297,683,621.61
388	"TRANSMISSION COMPANY OF NIGERIA"	2,906,052,321.23	2,153,084,544.30	7,800,366,070.84	20,958,780.00	31,716,022.08	0.00	0.00	0.00	0.00	0.00	0.00	12,912,177,738.45
389	"NIGERIAN BULK ELECTRICITY TRADING PLC"	1,295,199.13	0.00	2,465,000.00	142,353,168.68	0.00	81,561,971.09	0.00	0.00	0.00	0.00	0.00	227,675,338.90
390	"FEDERAL MINISTRY OF WORKS AND HOUSING"	24,238,499.71	181,075,107.86	496,000.00	278,890,504.65	27,491,581.97	0.00	0.00	0.00	0.00	0.00	0.00	512,191,694.18
391	"OFFICE OF THE SURVEYOR-GENERAL OF THE FEDERATION"	16,083,764.68	914,225,031.56	86,611,682.73	54,184,797.89	26,229,866.12	24,888,667.29	0.00	0.00	492,632.27	0.00	8,640,000.00	1,131,356,442.54



NOTE 18													
DEPRECIATION -- Contd.													
S/N	MDA	DEPRECIATION CHARGES - LAND & BUILDINGS - GENERAL	DEPRECIATION CHARGES - INFRASTRUCTURE - GENERAL	DEPRECIATION CHARGES - PLANT & MACHINERY - GENERAL	DEPRECIATION CHARGES - TRANSPORTATION EQUIPMENT - GENERAL	DEPRECIATION CHARGES - OFFICE EQUIPMENT - GENERAL	DEPRECIATION CHARGES - FURNITURE & FITTINGS - GENERAL	DEPRECIATION CHARGES - SERVICE CONCESSION ASSETS	DEPRECIATION CHARGES - LEASED ASSETS - FINANCE LEASE	DEPRECIATION CHARGES - SPECIALISED ASSETS	DEPRECIATION CHARGES - INVESTMENT PROPERTY - LAND & BUILDING - GENERAL	RECURRENT EXPENDITURE IN CAPITAL BUDGET	TOTALS
		240101	240102	240103	240104	240105	240106	240107	240108	240109	240201		
		N	N	N	N	N	N	N	N	N	N	N	N
392	FEDERAL SCHOOL OF SURVEY, OYO	3,456,210.77	11,220,148.81	2,508,340.13	18,142,764.76	1,263,569.14	1,522,580.88	0.00	0.00	5,754,396.78	0.00	0.00	43,868,011.27
393	"FEDERAL ROAD MAINTENANCE AGENCY"	99,508,355.84	1,124,409,786.30	19,262,517.50	493,216,094.95	132,548,102.78	95,830,297.31	0.00	0.00	1,442,479.35	0.00	0.00	1,966,217,634.03
394	"COUNCIL FOR THE REGULATION OF ENGINEERING IN NIGERIA (COREN)"	1,402,013.68	1,285,483.51	12,760,406.30	59,913,978.39	1,608,323.21	2,627,896.45	0.00	0.00	17,357,965.59	0.00	0.00	96,956,067.13
395	SURVEY COUNCIL OF NIGERIA	2,767,118.39	13,708,607.59	14,490,908.04	6,784,806.60	39,216,118.83	24,917,349.68	0.00	0.00	0.00	0.00	0.00	101,884,909.12
396	"REGIONAL CENTRE FOR TRAINING IN AEROSPACE SURVEY"	97,232,615.29	10,267,616.35	59,831,963.32	579,364,482.48	105,847,830.98	148,172,889.46	0.00	0.00	18,592,848.19	0.00	0.00	1,019,310,246.06
397	"MINISTRY OF PETROLEUM RESOURCES HQTRS"	210,456.84	47,546,206.74	27,837,543.65	20,065,500.00	19,892,170.52	1,518,162.66	0.00	0.00	5,905,504.58	0.00	0.00	122,975,544.99
398	"DEPARTMENT OF PETROLEUM RESOURCES"	53,471,152.71	30,342,684.13	89,634,464.03	93,066,666.67	96,099,645.08	129,410,161.84	0.00	0.00	36,189,105.99	0.00	0.00	528,213,880.44
399	PETROLEUM TRAINING INSTITUTE	39,112,724.60	3,877,585.80	10,051,003.37	136,874,551.46	4,628,750.00	8,594,374.00	0.00	0.00	21,357,163.44	0.00	0.00	224,496,152.66
400	NIGERIA CONTENT DEVELOPMENT AND MONITORING BOARD	1,168,853.31	8,778,657.27	16,650,605.90	0.00	0.00	1,265,239.71	0.00	0.00	0.00	0.00	0.00	27,863,356.19
401	"PETROLEUM PRODUCTS PRICING REGULATORY AGENCY (PPRA)"	3,421,822.45	42,944,665.06	54,217,555.20	210,737,995.47	169,754,967.87	123,973,865.62	0.00	0.00	20,598,432.22	0.00	0.00	625,649,303.89
402	"NIGERIA NUCLEAR REGULATORY AUTHORITY"	0.00	17,019,713.18	18,547,725.00	21,408,955.64	77,419,715.08	1,352,095.00	0.00	0.00	0.00	0.00	0.00	135,748,203.89
403	"MINISTRY OF MINES AND STEEL DEVELOPMENT- HQTRS"	5,044,542.86	105,459,497.49	169,898,170.43	161,850,282.98	0.00	7,445.32	0.00	0.00	0.00	0.00	1,654,644,714.87	2,096,904,653.95
404	"COUNCIL OF NIGERIAN MINING ENGINEERS AND GEOSCIENCES"	0.00	981,330.71	61,753,718.28	56,248,686.40	4,198,161.74	147,210.00	0.00	0.00	92,250.00	0.00	0.00	123,421,357.13
405	"NIGERIAN GEOLOGICAL SURVEY AGENCY."	3,490,385.99	29,354,379.40	59,409,401.57	33,580,709.00	0.00	0.00	0.00	0.00	24,200,000.00	0.00	0.00	150,034,875.96
406	"NATIONAL STEEL RAW MATERIALS EXPLORATION AGENCY, KADUNA"	1,528,579.37	8,631,074.79	85,220,441.05	8,330,473.02	1,215,700.00	1,700,000.00	0.00	0.00	3,113,007.13	0.00	377,092,987.84	486,832,263.20
407	"NATIONAL METALLURGICAL DEVELOPMENT CENTRE, JOS"	4,250,283.55	4,494,378.81	7,471,707.24	25,650,870.56	0.00	926,420.00	0.00	0.00	0.00	0.00	0.00	42,793,660.16
408	"METALLURGICAL TRAINING INSTITUTE, ONITSHA"	31,330,887.61	17,983,706.92	23,446,316.69	3,169,500.00	29,812,610.13	2,134,295.00	0.00	0.00	0.00	0.00	0.00	107,877,316.35
409	"NATIONAL IRON ORE MINING PROJECT - ITAKPE"	5,495,750.99	43,609,813.51	5,004,162.81	40,485,205.67	6,541,650.00	7,737,956.06	0.00	0.00	3,348,252.19	0.00	0.00	112,222,791.23
410	"NIGERIA INSTITUTE OF MINING AND GEOSCIENCE"	5,263,678.00	2,903,764.87	34,176,461.36	0.00	11,709,084.69	0.00	0.00	0.00	472,150.60	0.00	0.00	54,525,139.51
411	"NIGERIA MINING CADASTRE OFFICE & CENTRES"	0.00	62,000.00	0.00	52,033,119.91	3,712,181.25	11,432,941.94	0.00	0.00	0.00	0.00	0.00	67,240,243.09
412	AJAKUTA STEEL COMPANY LIMITED	881,725.45	45,076,258.81	74,096,532.07	26,085,643.55	3,999,487.50	14,450,932.50	0.00	0.00	1,162,279.10	0.00	0.00	165,752,858.97
413	"SOLID MINERAL DEVELOPMENT FUND OFFICE"	446,563.58	374,647.86	39,559,081.33	218,745,577.53	1,167,500.00	6,893,461.20	0.00	0.00	0.00	0.00	0.00	267,186,831.50
414	"NATIONAL SALARIES, INCOMES AND WAGES COMMISSION"	14,673.00	2,317,860.00	2,145,900.00	47,032,412.95	4,406,687.50	5,957,867.52	0.00	0.00	0.00	0.00	0.00	61,875,400.98
415	"REVENUE MOBILIZATION, ALLOCATION, AND FISCAL COMMISSION"	73,579,907.07	3,644,320,620.61	74,541,850.93	46,010,456.78	14,578,065.00	15,520,817.43	0.00	0.00	85,933,519.05	0.00	0.00	3,954,485,236.86
416	FISCAL RESPONSIBILITY COMMISSION	994,971.80	31,964,171.94	2,042,567.37	19,064,669.26	7,460,148.19	3,518,232.73	0.00	0.00	0.00	0.00	0.00	65,044,761.28
417	"FEDERAL MINISTRY OF WATER RESOURCES - HQTRS"	316,612,684.63	2,103,956,858.20	14,487,705.28	104,165,021.84	9,903,084.46	9,949,847.96	0.00	0.00	10,140,711.56	0.00	0.00	2,569,215,913.92
418	"NIGERIA HYDROLOGICAL SERVICE AGENCY"	34,119,423.03	35,911,397.90	0.00	590,075,059.20	0.00	5,150,729.80	0.00	0.00	0.00	0.00	0.00	665,256,609.93
419	ANAMBRA/ IMO RBDA	22,016,848.55	75,464,149.09	44,798,606.20	39,662,141.56	4,982,776.50	3,612,679.23	0.00	0.00	255,202,792.59	0.00	0.00	425,739,993.72
420	BENIN/ OWENA RBDA	5,656,786.50	756,059,037.41	72,916,411.24	80,290,470.00	0.00	47,494,142.00	0.00	0.00	12,891,875.67	0.00	503,457,695.83	1,478,766,418.65
421	CHAD BASIN RBDA	27,202,502.40	467,611,504.50	151,469,365.01	52,400,000.00	0.00	626,000.00	0.00	0.00	1,697,997.67	0.00	12,989,785.00	713,997,154.58
422	CROSS RIVER RBDA	15,853,089.13	220,381,062.49	25,846,440.76	1,000,000.00	0.00	2,877,000.00	0.00	0.00	182,163,622.36	0.00	1,695,239,546.25	2,143,360,760.99
423	HADEJIA-JAMAA_AWARE RBDA	26,272,908.31	223,726,308.91	83,787,754.26	10,042,000.00	1,125,000.00	38,337,691.43	0.00	0.00	58,272,009.70	0.00	0.00	441,563,672.61
424	LOWER BENUE RBDA	3,385,660.71	234,997,396.48	69,061,822.27	14,968,676.97	450,000.00	0.00	0.00	0.00	4,048,765.04	0.00	1,500,000.00	328,412,321.45



NOTE 18													
DEPRECIATION -- Contd.													
S/N	MDA	DEPRECIATION CHARGES - LAND & BUILDINGS - GENERAL	DEPRECIATION CHARGES - INFRASTRUCTURE - GENERAL	DEPRECIATION CHARGES - PLANT & MACHINERY - GENERAL	DEPRECIATION CHARGES - TRANSPORTATION EQUIPMENT - GENERAL	DEPRECIATION CHARGES - OFFICE EQUIPMENT - GENERAL	DEPRECIATION CHARGES - FURNITURE & FITTINGS - GENERAL	DEPRECIATION CHARGES - SERVICE CONCESSION ASSETS	DEPRECIATION CHARGES - LEASED ASSETS - FINANCE LEASE	DEPRECIATION CHARGES - SPECIALISED ASSETS	DEPRECIATION CHARGES - INVESTMENT PROPERTY - LAND & BUILDING - GENERAL	RECURRENT EXPENDITURE IN CAPITAL BUDGET	TOTALS
		240101	240102	240103	240104	240105	240106	240107	240108	240109	240201		
		N	N	N	N	N	N	N	N	N	N	N	N
425	LOWER NIGER RBDA	8,764,827.98	47,419,399.63	119,909,215.06	20,783,157.54	10,417,567.86	77,492,509.44	0.00	0.00	92,934,511.98	0.00	277,953,898.73	655,675,088.23
426	NIGER DELTA RBDA	7,358,015.06	265,634,606.51	5,506,151.63	7,709,526.20	0.00	64,908,561.21	0.00	0.00	69,270,972.65	0.00	167,224,976.76	587,612,810.01
427	OGUN/ OSUN RBDA	32,747,170.41	223,149,431.74	32,587,968.19	77,062.78	15,250.00	0.00	0.00	0.00	24,304,952.15	0.00	149,089,498.79	461,971,334.05
428	SOKOTO RIMA RBDA	5,872,498.24	431,393,974.77	164,182,722.50	4,025,520.00	2,493,156.25	13,292,406.35	0.00	0.00	53,349,328.41	0.00	643,626,985.84	1,318,236,592.36
429	UPPER BENUE RBDA	6,448,287.93	127,271,118.51	189,139,128.25	34,887,507.79	21,851,154.74	35,726,629.43	0.00	0.00	696,312.00	0.00	226,215,948.04	642,236,086.69
430	UPPER NIGER RBDA	1,149,232,468.75	63,422,206.50	94,788,582.24	22,051,147.19	5,193,187.50	0.00	0.00	0.00	44,527,692.40	0.00	269,745,072.40	1,648,960,356.97
431	"NATIONAL WATER RESOURCES INSTITUTE-KADUNA"	2,503,401.43	18,497,079.99	7,180,689.79	7,894,313.75	25,613,439.29	9,922,262.88	0.00	0.00	10,815,357.10	0.00	178,549,950.67	260,976,494.90
432	"NIGERIA INTEGRATED WATER MANAGEMENT COMMISSION"	165,312,177.43	10,837,238.03	5,553,210.42	666,841,147.45	37,751,562.93	11,909,244.39	0.00	0.00	5,985,000.00	0.00	0.00	904,189,580.66
433	GURARA WATER MANAGEMENT AUTHORITY	7,143,275.14	1,749,103.31	0.00	0.00	0.00	0.00	0.00	0.00	0.00	0.00	0.00	8,892,378.46
434	NIGERIA CUSTOMS SERVICES	286,680,976.74	86,918,719.30	12,307,658.10	2,109,333,072.29	6,283,308.44	33,937,245.99	0.00	0.00	0.00	0.00	0.00	2,535,460,980.86
LAW & JUSTICES SECTOR													
435	NATIONAL JUDICIAL COUNCIL-ABUJA	38,108,290.09	15,910,827.07	4,566,640.00	107,413,940.00	601,242,391.90	36,276,028.48	0.00	0.00	51,144,127.35	0.00	0.00	854,662,244.89
436	SUPREME COURT OF NIGERIA	21,669,137.05	1,850,013.38	2,729,675.69	82,380.00	8,758,026.88	17,515,295.60	0.00	0.00	8,325,895.00	0.00	0.00	60,930,423.59
437	COURT OF APPEAL	215,990,386.99	20,752,064.72	77,580,574.08	692,637,985.64	171,808,893.96	590,380,539.79	0.00	0.00	59,200,247.84	0.00	0.00	1,828,350,693.00
438	FEDERAL HIGH COURT-ABUJA	1,141,761,756.70	24,752,227.16	111,360,547.87	1,215,233,609.42	152,456,268.08	1,268,008,494.42	0.00	0.00	70,228,444.82	0.00	0.00	3,983,801,348.46
439	HIGH COURT OF JUSTICE-FCT ABUJA	3,192,735,354.43	35,507,735.25	213,056,140.00	3,266,282,572.81	470,480,767.00	3,093,152,414.60	0.00	0.00	111,766,345.00	0.00	0.00	10,382,981,329.08
440	SHARIA COURT OF APPEAL-ABUJA	29,461,246.68	5,707,703.39	4,352,500.00	158,783,600.00	19,506,937.50	27,038,100.01	0.00	0.00	5,773,000.00	0.00	0.00	250,623,087.58
441	CUSTOMARY COURT OF APPEAL-ABUJA	917,675,196.90	40,463,182.00	59,698,990.16	910,941,575.40	175,190,295.00	742,071,000.26	0.00	0.00	53,143,428.33	0.00	0.00	2,899,183,668.04
442	NATIONAL INDUSTRIAL COURT	419,573,243.28	105,036,368.10	138,419,339.07	1,078,389,864.24	225,511,455.43	959,631,380.89	0.00	0.00	43,078,572.33	0.00	0.00	2,969,640,223.33
443	NATIONAL JUDICIAL INSTITUTE-ABUJA	370,551,580.00	2,492,800.00	78,428,500.00	225,418,200.00	238,966,500.00	554,038,200.00	0.00	0.00	0.00	0.00	0.00	1,469,895,780.00
444	JUDICIARY SERVICE COMMITTEE-FCT ABUJA	110,698,190.49	0.00	12,567,660.46	223,000,000.00	41,619,500.00	69,704,060.28	0.00	0.00	1,494,605.06	0.00	0.00	459,084,016.29
445	FEDERAL JUDICIARY SERVICE COMMISSION-ABUJA	213,026,488.65	13,066,686.75	19,331,956.70	404,784,194.05	149,429,649.52	354,484,056.02	0.00	0.00	0.00	0.00	0.00	1,154,123,031.68
446	"FEDERAL MINISTRY OF JUSTICE - HQTRS"	1,867,186.24	22,302.35	23,823,832.32	50,284,116.76	44,628,935.62	1,787,952.80	0.00	0.00	3,436,177.63	0.00	0.00	125,850,503.72
447	"NIGERIAN LAW REFORM COMMISSION"	0.00	0.00	0.00	0.00	11,432,865.34	2,644,325.00	0.00	0.00	998,448.00	0.00	0.00	15,075,638.34
448	LEGAL AID COUNCIL	13,489,293.05	0.00	1,036,273.32	360,000.00	6,112,965.13	3,461,045.00	0.00	0.00	1,210,406.00	0.00	0.00	25,669,982.50
449	COUNCIL OF LEGAL EDUCATION	24,087,448.47	10,073,107.92	32,072,429.10	55,982,566.56	2,062,403.58	11,955,678.39	0.00	0.00	655,807.56	0.00	0.00	136,889,441.57
450	"NIGERIA INSTITUTE OF ADVANCED LEGAL STUDIES"	90,336,607.57	248,507.15	3,488,044.00	716,363.07	43,706.25	3,044,535.00	0.00	0.00	2,158,417.00	0.00	0.00	100,036,180.04
451	"NATIONAL HUMAN RIGHTS COMMISSION"	20,848,341.93	0.00	7,622,464.08	65,330,700.69	16,510,514.80	26,013,283.15	0.00	0.00	0.00	0.00	0.00	136,325,304.66
452	"REGIONAL CENTRE FOR INTL COMMERCIAL ARBITRATION"	358,893.77	653,080.00	1,100,000.00	7,993,621.60	3,500,000.00	1,636,400.00	0.00	0.00	416,122.40	0.00	0.00	15,658,117.77
453	"NATIONAL DRUG LAW ENFORCEMENT AGENCY"	0.00	1,875,357.98	25,200.00	60,451,660.04	0.00	0.00	0.00	0.00	0.00	0.00	0.00	62,352,218.02
454	NIGERIAN COPYRIGHT COMMISSION	140,000.00	934,282.08	434,200.00	0.00	7,805,527.75	3,889,420.00	0.00	0.00	67,985.10	0.00	0.00	13,271,414.93
455	"NATIONAL AGENCY FOR THE PROHIBITION OF TRAFFIC IN PERSONS"	16,712,670.93	691,812.50	37,140.00	12,991,999.99	163,150.00	1,264,395.00	0.00	0.00	1,058,750.00	0.00	0.00	32,919,918.43
456	"INDEPENDENT CORRUPT PRACTICES AND RELATED OFFENCES COMMISSION"	0.00	48,773,892.21	8,839,718.48	125,375,165.01	22,304,413.30	33,486,553.92	0.00	0.00	126,811.80	0.00	70,546,184.71	309,452,739.43
457	CODE OF CONDUCT BUREAU	0.00	30,836,143.91	42,300,000.00	0.00	11,697,260.00	13,910,664.24	0.00	0.00	18,100,015.23	0.00	0.00	116,844,083.38



NOTE 18													
DEPRECIATION -- Contd.													
S/N	MDA	DEPRECIATION CHARGES - LAND & BUILDINGS - GENERAL	DEPRECIATION CHARGES - INFRASTRUCTURE - GENERAL	DEPRECIATION CHARGES - PLANT & MACHINERY - GENERAL	DEPRECIATION CHARGES - TRANSPORTATION EQUIPMENT - GENERAL	DEPRECIATION CHARGES - OFFICE EQUIPMENT - GENERAL	DEPRECIATION CHARGES - FURNITURE & FITTINGS - GENERAL	DEPRECIATION CHARGES - SERVICE CONCESSION ASSETS	DEPRECIATION CHARGES - LEASED ASSETS - FINANCE LEASE	DEPRECIATION CHARGES - SPECIALISED ASSETS	DEPRECIATION CHARGES - INVESTMENT PROPERTY - LAND & BUILDING - GENERAL	RECURRENT EXPENDITURE IN CAPITAL BUDGET	TOTALS
		240101	240102	240103	240104	240105	240106	240107	240108	240109	240201		
		N	N	N	N	N	N	N	N	N	N	N	N
REGIONAL SECTOR													
458	"FEDERAL CAPITAL TERRITORY ADMINISTRATION"	197,160,615.11	2,486,067,895.29	2,600,000.00	20,460,000.00	0.00	0.00	0.00	0.00	0.00	0.00	0.00	2,706,288,510.40
459	"FEDERAL MINISTRY OF NIGER DELTA HQTRS"	86,950,568.12	4,520,809,396.79	153,279,257.29	1,368,716,543.20	19,731,292.94	1,289,475.00	0.00	0.00	14,771,283.65	0.00	0.00	6,165,547,816.99
SOCIAL SECTOR													
460	"FEDERAL MINISTRY OF YOUTH & SPORTS DEVELOPMENT - HQTRS"	73,100,640.47	56,625,726.44	67,899,536.74	12,136,000.00	9,310,805.40	33,749,789.25	0.00	0.00	6,260,410.28	0.00	0.00	259,082,908.58
461	"CITIZENSHIP AND LEADERSHIP TRAINING CENTRE"	19,590,389.50	7,291,032.99	6,030,728.96	42,007,235.59	12,877,402.32	51,512,491.34	0.00	0.00	41,821,734.16	0.00	0.00	181,131,014.86
462	"NATIONAL YOUTH SERVICE CORPS (NYSC)"	1,878,130.00	13,612,527.04	68,761,335.64	157,034,058.20	0.00	22,226,677.18	0.00	0.00	0.00	0.00	0.00	263,512,728.06
463	NIGERIA FOOTBALL FEDERATION	1,401,057.48	3,159,193.08	3,377,330.17	27,560,500.00	8,048,814.75	5,357,550.00	0.00	0.00	1,795,835.80	0.00	0.00	50,700,281.27
464	NIGERIA INSTITUTE FOR SPORTS (NIS)	7,326,630.12	1,203,829.45	1,795,086.36	21,084,556.00	13,712,189.63	9,975,690.55	0.00	0.00	999,555.00	0.00	0.00	56,097,537.10
465	"FEDERAL MINISTRY OF WOMEN AFFAIRS - HQTRS"	27,409,609.66	30,789,734.18	16,332,258.69	309,206,582.17	141,859,849.83	24,524,403.40	0.00	0.00	0.00	0.00	21,676,555.00	571,798,992.93
466	"NATIONAL CENTRE FOR WOMEN DEVELOPMENT"	52,006,840.86	73,350.00	25,355,065.30	10,963,433.42	148,400.00	114,500.00	0.00	0.00	258,882.75	0.00	0.00	88,920,472.33
467	FEDERAL MINISTRY OF EDUCATION - HQTRS	11,586,202.89	135,394,279.50	8,674,787.07	52,354,791.43	27,430,271.80	27,522,154.80	0.00	0.00	157,969.90	0.00	2,341,840,237.11	2,604,960,694.50
468	"UNIVERSAL BASIC EDUCATION (UBE) COMMISSION"	470,032,461.69	0.00	3,057,414.59	48,668,934.04	88,335,915.53	319,083,259.47	0.00	0.00	0.00	0.00	0.00	929,177,985.32
469	"WEST AFRICAN EXAMINATION COUNCIL (INTERNATIONAL)"	791,754.89	302,369.88	0.00	6,141,638.40	0.00	13,471,341.88	0.00	0.00	0.00	0.00	0.00	20,707,105.04
470	JOINT ADMISSIONS MATRICULATION BOARD	1,131,761.65	0.00	0.00	0.00	0.00	0.00	0.00	0.00	0.00	0.00	0.00	1,131,761.65
471	"WEST AFRICAN EXAMINATION COUNCIL (LOCAL)"	6,757,312.06	18,953,426.75	553,717.24	6,309,303.00	128,409,148.70	0.00	0.00	0.00	0.00	0.00	0.00	160,982,907.75
472	"NATIONAL INSTITUTE FOR EDUCATION PLANNING & ADMINISTRATION"	0.00	891,114.43	49,000.00	0.00	0.00	2,298,285.00	0.00	0.00	0.00	0.00	0.00	3,238,399.43
473	NATIONAL LIBRARY OF NIGERIA	46,651,506.16	13,536,233.25	56,377,402.95	5,400,000.00	22,929,171.91	15,586,293.78	0.00	0.00	20,680,404.00	0.00	0.00	181,161,012.04
474	NATIONAL EXAMINATIONS COUNCIL	88,453,090.64	48,993,697.49	5,549,377.20	93,747,527.63	548,610,089.87	34,501,909.41	0.00	0.00	0.00	0.00	0.00	819,855,692.24
475	MASS LITERACY COUNCIL	7,211,474.62	2,465,315.42	51,781,736.75	74,142,792.46	25,672,349.55	64,941,782.87	0.00	0.00	0.00	0.00	0.00	226,215,451.67
476	NOMADIC EDUCATION COMMISSION	22,034,914.49	403,877.87	9,179,005.00	42,707,807.92	16,759,828.82	12,173,588.54	0.00	0.00	0.00	0.00	0.00	103,259,022.65
477	"NATIONAL EDUCATION RESEARCH & DEVELOPMENT COUNCIL"	15,691.56	0.00	1,797,225.00	14,728,000.00	0.00	679,604.00	0.00	0.00	153,890.00	0.00	0.00	17,374,410.56
478	"NATIONAL BUSINESS AND TECHNICAL EDUCATION BOARD"	20,952,239.27	349,622.25	89,129.00	25,724,361.26	14,684,766.30	2,485,392.40	0.00	0.00	0.00	0.00	0.00	64,285,510.48
479	"TEACHERS REGISTRATION COUNCIL OF NIGERIA"	8,802,803.14	3,163,637.36	5,358,299.93	53,665,028.10	89,647,258.11	75,202,053.58	0.00	0.00	0.00	0.00	0.00	235,839,080.21
480	"COMPUTER REGISTRATION COUNCIL OF NIGERIA"	6,165,484.93	64,603.27	8,071.19	8,872,734.70	247,275.00	963,730.50	0.00	0.00	0.00	0.00	0.00	16,321,899.59
481	"NATIONAL COMMISSION FOR COLLEGE EDUCATION SECRETARIAT"	1,635,887.14	4,691,700.00	4,101,812.00	153,434,240.98	2,997,318.52	106,195,533.63	0.00	0.00	0.00	0.00	22,016,107.00	295,072,599.27
482	NATIONAL TEACHERS INSTITUTE	7,173,748.62	0.00	7,950.00	58,586,814.98	222,500.00	0.00	0.00	0.00	0.00	0.00	0.00	65,991,013.61
483	FEDERAL POLYTECHNIC ADO-EKITI	93,009,133.22	106,297,155.01	7,906,394.20	170,176,078.88	5,683,333.12	109,360,023.84	0.00	0.00	13,211,323.90	0.00	0.00	505,643,442.17
484	FEDERAL POLYTECHNIC BAUCHI	6,121,477.82	479,995.00	11,015,395.96	0.00	3,260,133.56	24,249,161.92	0.00	0.00	5,921,987.45	0.00	0.00	51,048,151.71
485	FEDERAL POLYTECHNIC BIDA	67,354,014.24	31,841,066.80	117,363,293.96	33,655,870.61	78,275,601.10	179,300,908.45	0.00	0.00	128,450,048.30	0.00	0.00	636,240,803.45
486	FEDERAL POLYTECHNIC IDAH	41,067,308.21	27,269,195.56	35,806,187.54	75,840,852.13	25,348,762.99	130,040,396.36	0.00	0.00	32,030,358.71	0.00	0.00	367,403,061.50
487	FEDERAL POLYTECHNIC KAURA-NAMODA	10,460,358.74	0.00	4,004,943.22	1,385,673.23	9,623,184.38	30,383,208.27	0.00	0.00	2,054,345.50	0.00	0.00	57,911,713.34
488	FEDERAL POLYTECHNIC MUBI	2,493,879.19	30,968,302.16	1,836,730.00	14,313,230.00	35,747,354.95	31,941,047.61	0.00	0.00	14,785,063.64	0.00	0.00	132,085,607.56
489	FEDERAL POLYTECHNIC NASARAWA	61,075,590.66	112,100,339.05	2,046,279.43	169,033,376.17	35,047,027.79	76,999,461.54	0.00	0.00	46,769,047.07	0.00	0.00	503,071,121.72



NOTE 18

DEPRECIATION -- Contd.

S/N	MDA	DEPRECIATION CHARGES - LAND & BUILDINGS - GENERAL	DEPRECIATION CHARGES - INFRASTRUCTURE - GENERAL	DEPRECIATION CHARGES - PLANT & MACHINERY - GENERAL	DEPRECIATION CHARGES - TRANSPORTATION EQUIPMENT - GENERAL	DEPRECIATION CHARGES - OFFICE EQUIPMENT - GENERAL	DEPRECIATION CHARGES - FURNITURE & FITTINGS - GENERAL	DEPRECIATION CHARGES - SERVICE CONCESSION ASSETS	DEPRECIATION CHARGES - LEASED ASSETS - FINANCE LEASE	DEPRECIATION CHARGES - SPECIALISED ASSETS	DEPRECIATION CHARGES - INVESTMENT PROPERTY - LAND & BUILDING - GENERAL	RECURRENT EXPENDITURE IN CAPITAL BUDGET	TOTALS
		240101	240102	240103	240104	240105	240106	240107	240108	240109	240201		
		N	N	N	N	N	N	N	N	N	N	N	N
490	"AKANU IBIAM FEDERAL POLYTECHNIC, UNWANA - AFIKPO"	71,153,934.03	208,015,832.17	33,646,623.19	67,257,659.50	39,169,105.09	150,680,926.95	0.00	0.00	11,050,638.80	0.00	45,001,711.40	625,976,431.15
491	FEDERAL POLYTECHNIC KADUNA	29,353,174.47	1,449,329.75	4,809,505.41	29,126,400.82	53,513,206.45	130,337,160.36	0.00	0.00	5,848,171.14	0.00	0.00	254,436,948.40
492	FEDERAL POLYTECHNIC OFFA	51,417,905.68	34,131,415.41	41,479,333.14	93,764,158.32	22,685,556.95	215,752,184.40	0.00	0.00	9,839,733.80	0.00	0.00	469,070,287.70
493	FEDERAL POLYTECHNIC EDE	3,956,992.48	2,152,238.61	2,860,000.00	30,178,420.20	11,653,745.93	13,943,158.29	0.00	0.00	0.00	0.00	0.00	64,744,555.51
494	FEDERAL POLYTECHNIC AUCHI	157,149,166.96	12,730,093.22	28,376,445.40	13,593,325.00	15,849,736.19	76,646,592.40	0.00	0.00	2,559,729.78	0.00	0.00	306,905,088.94
495	FEDERAL POLYTECHNIC NEKEDE	21,541,291.69	17,337,329.44	23,557,085.91	5.60	17,320,631.96	59,409,224.07	0.00	0.00	4,078,455.13	0.00	0.00	143,244,023.79
496	FEDERAL POLYTECHNIC OKO	34,334,667.88	16,058,984.03	59,049,169.30	82,276,986.97	589,805,715.75	206,550,826.74	0.00	0.00	107,424,433.05	0.00	0.00	1,095,500,783.72
497	FEDERAL POLYTECHNIC DAMATURU	273,346,755.60	5,538,471.16	14,358,601.80	52,967,201.00	35,642,688.53	197,052,482.75	0.00	0.00	13,986,059.58	0.00	0.00	592,892,260.42
498	FEDERAL POLYTECHNIC HUSSAINI ADAMU	9,368,167.00	4,897,109.23	4,613,127.63	0.00	32,233,822.31	20,912,563.69	0.00	0.00	11,692,671.77	0.00	0.00	83,717,461.62
499	FEDERAL POLYTECHNIC GWANDU	9,284,927.39	5,786,728.31	1,673,051.00	13,038,181.79	593,037.50	8,378,682.40	0.00	0.00	298,930.00	0.00	0.00	39,053,538.39
500	FEDERAL POLYTECHNIC ILARO	47,562,784.32	28,217,982.08	31,181,726.05	52,578,857.17	71,228,378.86	110,644,637.74	0.00	0.00	41,730,027.13	0.00	0.00	383,144,393.35
501	YABA COLLEGE OF TECHNOLOGY	934,135.88	5,400,399.09	2,131,340.05	9,277,164.00	51,360,003.56	52,641,007.91	0.00	0.00	1,606,509.42	0.00	0.00	123,350,559.92
502	FEDERAL POLYTECHNIC BALI	41,469,441.81	1,454,206.78	36,078,334.73	54,727,871.94	361,829,862.01	117,917,509.38	0.00	0.00	0.00	0.00	0.00	613,477,226.65
503	FEDERAL POLYTECHNIC EKOWE	97,060,000.00	5,608,192.48	15,579,255.00	18,394,730.50	1,101,188.64	800,000.00	0.00	0.00	851,816.64	0.00	0.00	139,395,183.26
504	FEDERAL POLYTECHNIC BONNY	16,526,974.16	1,347,513.03	0.00	3,838,095.00	2,282,102.58	7,784,695.17	0.00	0.00	0.00	0.00	0.00	31,779,379.94
505	FEDERAL POLYTECHNIC UKANA	24,403,366.93	17,982,995.82	2,073,370.00	3,040,000.00	0.00	3,279,123.41	0.00	0.00	27,008,285.28	0.00	0.00	77,787,141.44
506	"NATIONAL INSTITUTE FOR CONSTRUCTION TECHNOLOGY UROMI, EDO STATE"	6,712,760.67	5,525,867.12	5,052,928.26	14,172,805.32	11,337,946.75	8,647,164.85	0.00	0.00	1,004,990.23	0.00	0.00	52,454,463.21
507	"FEDERAL POLYTECHNIC, ILE-OLUJI, ONDO STATE"	27,902,823.94	23,700,493.32	8,057,229.52	56,140,129.75	26,332,680.30	27,911,896.15	0.00	0.00	19,330,965.01	0.00	0.00	189,376,217.99
508	FEDERAL COLLEGE OF EDUCATION ABEOKUTA	3,444,816.17	0.00	21,511,415.53	87,597,835.12	206,377,447.62	219,976,103.23	0.00	0.00	27,220,429.67	0.00	0.00	566,128,047.33
509	FEDERAL COLLEGE OF EDUCATION AKOKA	299,845.45	16,532,894.03	10,153,764.50	21,407,493.60	58,375,459.75	125,281,222.12	0.00	0.00	14,790,413.30	0.00	0.00	246,841,092.75
510	FEDERAL COLLEGE OF EDUCATION ASABA	3,049,738.44	0.00	0.00	0.00	3,911,005.13	26,570,892.51	0.00	0.00	0.00	0.00	0.00	33,531,636.08
511	FEDERAL COLLEGE OF EDUCATION BICHI	2,809,597.24	4,044,559.99	5,986,862.12	19,830,059.12	6,016,614.35	48,246,775.70	0.00	0.00	600,216.00	0.00	0.00	87,534,684.52
512	FEDERAL COLLEGE OF EDUCATION GOMBE	116,674,000.00	38,525,149.79	81,422,553.35	84,752,280.00	250,500,053.76	422,581,225.29	0.00	0.00	18,214,993.13	0.00	0.00	1,012,670,255.31
513	FEDERAL COLLEGE OF EDUCATION GUSAU	7,530,535.93	2,728,395.23	1,376,476.29	16,607,150.06	6,694,855.00	14,453,886.82	0.00	0.00	6,850,349.02	0.00	0.00	56,241,648.34
514	FEDERAL COLLEGE OF EDUCATION KANO	27,498,967.38	6,202,867.64	5,395,449.33	22,100,353.32	6,402,882.45	12,820,664.00	0.00	0.00	4,199,454.99	0.00	0.00	84,620,639.11
515	FEDERAL COLLEGE OF EDUCATION KATSINA	23,449,717.97	292,604.53	8,836,416.28	132,877,428.72	73,907,521.91	75,301,584.62	0.00	0.00	0.00	0.00	0.00	314,665,274.02
516	"FEDERAL COLLEGE OF EDUCATION KOTANGORA"	643,316,674.28	988,375.00	1,693,516.27	16,784,384.75	666,525.00	958,468.00	0.00	0.00	0.00	0.00	0.00	664,407,943.31
517	FEDERAL COLLEGE OF EDUCATION OBUKU	7,647,139.18	259,947.00	3,588,624.44	25,676,022.46	23,974,330.04	42,819,482.62	0.00	0.00	0.00	0.00	0.00	103,965,545.73
518	FEDERAL COLLEGE OF EDUCATION OKENE	165,736,349.58	28,158,735.85	80,053,534.19	157,468,353.60	125,681,574.19	489,679,205.59	0.00	0.00	970,676.88	0.00	0.00	1,047,748,429.87
519	FEDERAL COLLEGE OF EDUCATION OMUKU	3,156,515.08	309,546.25	27,992,628.84	53,531,579.81	44,011,747.06	141,605,033.37	0.00	0.00	41,101,706.49	0.00	0.00	311,708,756.90
520	FEDERAL COLLEGE OF EDUCATION ONDO	104,400,990.83	4,953,966.33	28,539,906.67	54,255,010.33	70,783,906.64	128,384,606.24	0.00	0.00	45,742,982.22	0.00	0.00	437,061,369.27
521	FEDERAL COLLEGE OF EDUCATION OYO	53,935,333.02	14,754,063.58	5,850,014.28	11,389,375.59	25,431,055.02	97,920,142.59	0.00	0.00	6,189,053.15	0.00	0.00	215,469,037.23
522	FEDERAL COLLEGE OF EDUCATION PANKSHIN	27,855,922.36	4,562,385.47	1,831,674.47	46,944,519.59	13,374,984.75	26,335,135.37	0.00	0.00	0.00	0.00	0.00	120,904,622.02
523	FEDERAL COLLEGE OF EDUCATION POTISKUM	55,118,864.64	5,053,041.25	10,534,225.93	11,895,674.00	24,451,231.50	38,773,611.71	0.00	0.00	1,975,210.82	0.00	46,868,544.66	194,670,404.51
524	FEDERAL COLLEGE OF EDUCATION UMUNZE	46,908,745.20	16,610,946.25	18,848,319.10	111,927,802.80	68,345,121.50	148,579,764.74	0.00	0.00	993,938.40	0.00	0.00	412,214,637.99
525	FEDERAL COLLEGE OF EDUCATION YOLA	36,807,884.58	0.00	25,300,000.00	42,000,000.00	0.00	220,782.40	0.00	0.00	2,151,668.42	0.00	0.00	106,480,335.40



NOTE 18

DEPRECIATION -- Contd.

S/N	MDA	DEPRECIATION CHARGES - LAND & BUILDINGS - GENERAL	DEPRECIATION CHARGES - INFRASTRUCTURE - GENERAL	DEPRECIATION CHARGES - PLANT & MACHINERY - GENERAL	DEPRECIATION CHARGES - TRANSPORTATION EQUIPMENT - GENERAL	DEPRECIATION CHARGES - OFFICE EQUIPMENT - GENERAL	DEPRECIATION CHARGES - FURNITURE & FITTINGS - GENERAL	DEPRECIATION CHARGES - SERVICE CONCESSION ASSETS	DEPRECIATION CHARGES - LEASED ASSETS - FINANCE LEASE	DEPRECIATION CHARGES - SPECIALISED ASSETS	DEPRECIATION CHARGES - INVESTMENT PROPERTY - LAND & BUILDING - GENERAL	RECURRENT EXPENDITURE IN CAPITAL BUDGET	TOTALS
		240101	240102	240103	240104	240105	240106	240107	240108	240109	240201		
		N	N	N	N	N	N	N	N	N	N	N	N
526	FEDERAL COLLEGE OF EDUCATION ZARIA	58,724,439.15	798,600.00	21,377.00	8,974,032.80	101,163,964.07	138,820,970.00	0.00	0.00	4,828,921.90	0.00	0.00	313,332,304.92
527	"FEDERAL COLLEGE OF EDUCATION EHA- AMUFU"	7,899,031.31	384,690.90	4,265,009.40	19,328,070.80	70,476,291.00	137,405,766.39	0.00	0.00	0.00	0.00	0.00	239,758,859.80
528	"ALVAN IKOKU COLLEGE OF EDUCATION, OWERRI"	45,023,039.62	4,010,265.54	6,570,171.59	12,047,466.95	26,604,573.64	10,219,777.06	0.00	0.00	15,994,129.86	0.00	0.00	120,469,424.25
529	"NATIONAL UNIVERSITIES COMMISSION SECRETARIAT"	42,991,310.84	288,315.04	14,844,345.41	49,402,564.58	11,251,862.87	1,932,604.59	0.00	0.00	0.00	0.00	489,207,429.18	609,918,432.51
530	UNIVERSITY OF IBADAN	504,847,115.57	10,985,131.03	5,556,855.11	80,105,030.56	47,527,260.18	22,993,991.89	0.00	0.00	4,102,982.72	0.00	0.00	676,118,367.06
531	UNIVERSITY OF LAGOS	1,320,464,066.20	14,622,121.66	1,363,161.41	117,317,197.57	536,784,409.09	259,289,896.96	0.00	0.00	5,386,761.85	0.00	0.00	2,255,227,614.75
532	UNIVERSITY OF NIGERIA, NNSUKA	71,197,888.13	77,751,798.19	3,358,870.95	31,073,780.00	12,429,970.76	23,680,193.19	0.00	0.00	19,193,497.23	0.00	0.00	238,685,998.44
533	AHMADU BELLO UNIVERSITY, ZARIA	47,630,682.43	139,919,965.38	61,730,898.30	125,104,515.78	11,653,672.56	138,566,101.27	0.00	0.00	0.00	0.00	0.00	524,605,835.72
534	OBAFEMI AWOLOWO UNIVERSITY	35,111,780.40	10,042,689.48	11,264,555.07	21,796,717.34	10,059,023.82	2,816,645.96	0.00	0.00	15,000.00	0.00	0.00	91,106,412.08
535	UNIVERSITY OF BENIN	143,985,243.64	4,286,267.38	1,984,859.47	0.00	21,383,246.00	19,886,341.65	0.00	0.00	5,432,164.88	0.00	0.00	196,958,123.01
536	UNIVERSITY OF JOS	110,495,167.77	20,739,929.05	27,224,460.54	82,509,613.57	51,555,392.29	105,922,527.78	0.00	0.00	34,587,611.98	0.00	0.00	433,034,702.98
537	UNIVERSITY OF CALABAR	23,922,662.84	27,198,867.71	9,819,685.50	15,416,000.00	6,864,296.09	69,624,394.28	0.00	0.00	81,231,815.25	0.00	0.00	234,077,721.67
538	UNIVERSITY OF ILORIN	366,954,998.44	36,845,638.52	37,728,715.07	315,212,181.19	102,318,782.24	174,882,191.14	0.00	0.00	674,012,193.01	0.00	0.00	1,707,954,699.61
539	UNIVERSITY OF ABUJA	242,354,158.75	10,559,232.68	76,464,289.53	194,553,061.16	62,073,047.50	307,531,168.24	0.00	0.00	10,167,968.01	0.00	0.00	903,702,925.87
540	UNIVERSITY OF PORT HARCOURT	262,051,666.25	33,936,956.23	5,673,510.80	127,741,774.80	472,832,162.62	458,580,826.60	0.00	0.00	0.00	0.00	0.00	1,360,816,897.30
541	"ABUBAKAR TAFAWA BALEWA UNIVERSITY, BAUCHI"	19,157,268.77	15,059,742.43	0.00	7,030,000.00	7,774,755.55	16,898,649.45	0.00	0.00	5,421,186.44	0.00	0.00	71,341,602.65
542	UNIVERSITY OF TECHNOLOGY, OWERRI	319,180,305.10	15,939,808.51	15,812,737.04	157,831,440.03	16,861,335.69	57,447,984.89	0.00	0.00	5,064,639.28	0.00	0.00	588,138,250.53
543	FEDERAL UNIVERSITY OF TECHNOLOGY, AKURE	45,984,039.78	9,352,028.10	13,843,670.04	68,085,967.26	3,008,286.54	7,263,853.15	0.00	0.00	618,691.76	0.00	0.00	148,156,536.62
544	"FEDERAL UNIVERSITY OF TECHNOLOGY, MINNA"	20,146,757.10	2,495,800.00	0.00	15,700,862.26	0.00	0.00	0.00	0.00	0.00	0.00	0.00	38,343,419.37
545	FEDERAL UNIVERSITY OF TECHNOLOGY, YOLA	28,149,575.90	18,189,782.62	54,519,657.32	88,351,215.69	170,432,103.55	255,000,013.74	0.00	0.00	272,944,626.91	0.00	0.00	887,586,975.73
546	UNIVERSITY OF UYO	16,108,938.84	4,091,400.59	10,050.00	30,184,000.00	3,003,335.00	48,537,913.40	0.00	0.00	3,009,425.20	0.00	0.00	104,945,063.03
547	UNIVERSITY OF MAIDUGURI	37,490,253.06	70,751,493.95	9,371,752.35	14,386,258.17	43,071,189.64	30,530,078.61	0.00	0.00	4,460,750.90	0.00	0.00	210,061,776.68
548	NNAMDI AZIKIWE UNIVERSITY, AWKA	8,062,380.85	2,401,713.10	7,439,508.82	49,248,042.00	16,276,405.53	44,750,006.65	0.00	0.00	17,749,597.11	0.00	0.00	145,927,654.06
549	BAYERO UNIVERSITY, KANO	780,818,678.23	35,809,884.38	36,353,586.04	59,652,976.80	36,093,140.67	160,989,363.17	0.00	0.00	65,608,347.75	0.00	0.00	1,175,325,977.03
550	USMAN DAN FODIO UNIVERSITY, SOKOTO	8,878,913.50	2,171,982.65	0.00	54,289,086.50	864,599.88	7,513,504.35	0.00	0.00	26,247,200.59	0.00	0.00	99,965,287.47
551	NATIONAL MATHEMATICAL CENTRE, SHEDA	16,874,285.23	15,610,533.97	26,891,519.25	41,899,243.67	48,088,365.74	44,882,344.71	0.00	0.00	8,478,976.38	0.00	0.00	202,725,268.94
552	"FRENCH LANGUAGE VILLAGE BADAGARY, LAGOS"	1,324,458.77	1,536,041.85	3,288,581.45	15,641,503.40	724,710.00	282,662.00	0.00	0.00	47,982.00	0.00	0.00	22,845,939.46
553	ARABIC LANGUAGE VILLAGE BORNO	3,312,249.89	807,900.00	2,100,000.00	12,100,000.00	0.00	4,772,052.64	0.00	0.00	0.00	0.00	0.00	23,092,202.53
554	"NATIONAL INSTITUTE FOR NIGERIAN LANGUAGES"	1,343,635.57	752,154.55	0.00	0.00	0.00	400,200.68	0.00	0.00	0.00	0.00	0.00	2,495,990.80
555	FEDERAL UNIVERSITY OYE-EKITI	27,909,730.04	91,739,749.93	4,744,911.92	30,549,609.23	51,895,334.05	105,285,971.74	0.00	0.00	47,244,116.62	0.00	0.00	359,369,423.53
556	FEDERAL UNIVERSITY OTUOKE	42,756,613.84	2,455,319.22	892,716.45	84,053,913.90	13,686,622.85	80,787,340.55	0.00	0.00	5,346,589.85	0.00	0.00	229,979,116.66
557	FEDERAL UNIVERSITY DUTSE	27,707,907.13	12,733,571.71	8,259,297.66	45,985,364.64	228,411,691.91	61,695,472.08	0.00	0.00	0.00	0.00	0.00	384,793,305.13
558	"ALEX EKWUEME FEDERAL UNIVERSITY NDUFU ALIKE IKWO"	65,613,471.72	47,357,962.24	5,775,665.61	55,546,128.90	30,730,059.02	50,290,728.22	0.00	0.00	41,932,167.09	0.00	0.00	297,246,182.81
559	FEDERAL UNIVERSITY LAFIA	3,019,531.00	45,579,989.63	3,361,260.00	58,941,800.00	0.00	4,517,142.00	0.00	0.00	0.00	0.00	0.00	115,419,722.62
560	FEDERAL UNIVERSITY DUTSIN-MA	25,521,908.46	17,340,554.89	36,052,769.50	97,745,537.60	30,144,081.19	542,777,351.78	0.00	0.00	99,905,043.74	0.00	0.00	849,487,247.16
561	FEDERAL UNIVERSITY KASHERE	17,548,758.94	15,239,930.44	36,958,253.46	81,779,086.87	17,361,118.87	72,795,199.00	0.00	0.00	2,745,973.13	0.00	0.00	244,428,320.72
562	FEDERAL UNIVERSITY LOKOJA	84,142,512.19	24,192,797.43	11,485,657.65	41,949,405.61	28,931,634.11	39,059,549.00	0.00	0.00	536,150.00	0.00	0.00	230,297,705.98
563	FEDERAL UNIVERSITY WUKARI	21,988,236.23	4,016,214.56	10,347,876.74	61,686,883.33	6,286,655.75	101,128,643.40	0.00	0.00	18,677,559.67	0.00	33,928,005.21	258,060,074.87
564	FEDERAL UNIVERSITY OF BERNIN KEBBI	37,907,398.92	9,821,642.31	696,780.52	5,702,837.54	0.00	10,896,859.49	0.00	0.00	16,747,226.12	0.00	0.00	81,772,744.89



NOTE 18

DEPRECIATION -- Contd.

S/N	MDA	DEPRECIATION CHARGES - LAND & BUILDINGS - GENERAL	DEPRECIATION CHARGES - INFRASTRUCTURE - GENERAL	DEPRECIATION CHARGES - PLANT & MACHINERY - GENERAL	DEPRECIATION CHARGES - TRANSPORTATION EQUIPMENT - GENERAL	DEPRECIATION CHARGES - OFFICE EQUIPMENT - GENERAL	DEPRECIATION CHARGES - FURNITURE & FITTINGS - GENERAL	DEPRECIATION CHARGES - SERVICE CONCESSION ASSETS	DEPRECIATION CHARGES - LEASED ASSETS - FINANCE LEASE	DEPRECIATION CHARGES - SPECIALISED ASSETS	DEPRECIATION CHARGES - INVESTMENT PROPERTY - LAND & BUILDING - GENERAL	RECURRENT EXPENDITURE IN CAPITAL BUDGET	TOTALS
		240101	240102	240103	240104	240105	240106	240107	240108	240109	240201		
		N	N	N	N	N	N	N	N	N	N	N	N
565	FEDERAL UNIVERSITY OF GASHUA	13,084,017.47	62,845,316.50	13,434,266.18	47,149,660.00	11,811,884.38	12,995,057.28	0.00	0.00	7,447,998.32	0.00	0.00	168,768,200.12
566	FEDERAL UNIVERSITY OF GUSAU	29,454,935.55	48,795,985.32	15,800.00	4,115,352.00	15,221,060.12	17,401,944.35	0.00	0.00	10,999,043.79	0.00	0.00	126,004,121.13
567	NIGERIA MARITIME UNIVERSITY, OKERENKOKO	432,000.00	0.00	0.00	60,265,505.16	0.00	14,882,024.83	0.00	0.00	0.00	0.00	0.00	75,579,529.99
568	"INTERNATIONAL CENTRE FOR BIOTECHNOLOGY, UNIVERSITY OF NIGERIA NSUKKA, ENUGU STATE"	0.00	0.00	17,285.00	1,319,999.75	0.00	0.00	0.00	0.00	0.00	0.00	0.00	1,337,284.75
569	NIGERIAN ARMY UNIVERSITY BIU	12,456,047.90	1,948,385.73	0.00	18,059,647.94	36,104,460.93	10,131,042.30	0.00	0.00	30,978,620.91	0.00	0.00	109,678,205.71
570	"DIVISION OF AGRICULTURAL COLLEGE, ABU ZARIA"	80,750,245.95	11,705,727.59	4,342,074.97	27,989,294.98	0.00	5,990,050.80	0.00	0.00	0.00	0.00	0.00	130,777,394.29
571	"FEDERAL UNIVERSITY OF PETROLEUM RESOURCES, EFFURUN"	21,614,576.47	632,500.43	1,070,387.86	11,085,499.84	4,165,390.23	12,596,272.77	0.00	0.00	552,653.60	0.00	0.00	51,717,281.21
572	NATIONAL OPEN UNIVERSITY	45,764,393.00	50,206,973.80	20,311,670.44	7,717,500.00	237,211,187.75	114,475,207.20	0.00	0.00	3,841,981.70	0.00	0.00	479,528,913.89
573	E.S.C. SOKOTO	1,481,471.38	0.00	1,809,884.25	1,648,291.75	0.00	0.00	0.00	0.00	0.00	0.00	0.00	4,939,647.37
574	FGC AZARE	28,400.00	1,882,012.13	8,586,875.00	19,474,418.60	10,388,945.50	9,020,418.73	0.00	0.00	23,000.00	0.00	0.00	49,404,069.96
575	FGC BUNI-YADI	8,914,559.55	3,707,280.67	1,960,651.22	660,000.00	0.00	1,368,800.00	0.00	0.00	0.00	0.00	0.00	16,611,291.43
576	FGC BIRIN YAURI	3,430,395.20	832,882.85	0.00	0.00	5,137,323.74	0.00	0.00	0.00	0.00	0.00	0.00	9,400,601.79
577	FGC DAURA	29,724,114.32	2,148,783.58	3,868,505.61	13,384,667.56	0.00	1,477,000.00	0.00	0.00	0.00	0.00	0.00	50,603,071.07
578	FGC GANYE	3,687,370.11	1,894,774.74	0.00	15,590,202.30	0.00	2,769,757.32	0.00	0.00	0.00	0.00	0.00	23,942,104.47
579	FGC GARKI	2,356,214.06	2,243,640.83	937,565.05	294,000.00	3,521,140.58	3,505,111.97	0.00	0.00	0.00	0.00	0.00	12,857,672.48
580	FGC IJANKIN	299,451,380.61	11,000,768.73	6.00	18.00	0.00	1,058,189.54	0.00	0.00	0.00	0.00	0.00	311,510,362.89
581	FGC IKET NISE	31,709,043.34	1,987,133.96	2,791,000.00	12,159,868.44	7,542,500.00	3,802,600.00	0.00	0.00	0.00	0.00	0.00	59,992,145.74
582	FGC IKET VANDAKYA	1,454,245.19	2,138,273.01	1,191,300.00	200.00	3,001,250.00	373,800.00	0.00	0.00	30,159.47	0.00	0.00	8,189,227.67
583	FGC IKOM	1,362,567.03	3,503,656.89	0.00	0.00	0.00	1,480,000.00	0.00	0.00	0.00	0.00	0.00	6,346,223.92
584	FGC IKOT EKPENE	8,107,408.41	7,407,126.52	0.00	0.00	807,500.00	0.00	0.00	0.00	0.00	0.00	0.00	16,322,034.93
585	FGC IKURIN	985,916.30	1,398,824.49	2,344,233.16	7,085,000.00	3,500,000.00	1,310,800.00	0.00	0.00	141,992.66	0.00	0.00	16,766,766.61
586	FGC JOS	3,196,689.35	2,016,509.79	0.00	31,455,293.98	0.00	0.00	0.00	0.00	0.00	0.00	0.00	36,668,593.11
587	FGC KADUNA	3,513,881.83	564,106.66	0.00	0.00	0.00	6,804,000.00	0.00	0.00	0.00	0.00	0.00	10,881,988.49
588	FGC KANO	1,002,716.43	1,020,359.09	4,373,600.00	1,940,000.00	185,000.00	146,000.00	0.00	0.00	0.00	0.00	0.00	8,667,675.51
589	FGC KEFFI	834,036.44	3,723,332.22	0.00	0.00	3,370,057.03	7,919,379.82	0.00	0.00	0.00	0.00	0.00	15,846,805.51
590	FGC KIYAWA	1,820,242.96	0.00	0.00	0.00	0.00	3,244,060.98	0.00	0.00	0.00	0.00	0.00	5,064,303.94
591	FGC KWALI	666,364.19	4,699,677.76	1,321,500.00	6,000,000.00	8,118,289.46	160,000.00	0.00	0.00	2,118,925.00	0.00	0.00	23,084,756.41
592	FGC MAIDUGURI	1,276,222.50	652,017.80	600,000.00	0.00	0.00	5,129,140.00	0.00	0.00	0.00	0.00	0.00	7,657,380.30
593	FGC MINJIBIR	7,426,742.05	3,575,742.80	304,050.00	1,885,000.00	0.00	0.00	0.00	0.00	0.00	0.00	0.00	13,191,534.84
594	FGC MINNA	2,914,574.99	428,460.00	2,269,000.00	8,744,256.67	4,521,954.17	14,802,645.52	0.00	0.00	0.00	0.00	0.00	33,680,891.35
595	FGC ODIKOLOGUNA	8,285,568.27	976,363.67	949,709.76	996,600.00	3,590,936.51	804,230.00	0.00	0.00	0.00	0.00	0.00	15,603,408.20
596	FGC ODOGBOLU	1,815,161.83	4,743,588.13	4,031,819.00	2,900,000.00	1,663,256.25	86,400.00	0.00	0.00	1,101,987.52	0.00	0.00	16,342,212.72
597	FGC OGBOMOSHMO	4,299,322.83	733,121.74	0.00	27,127.08	3,437,500.00	350,000.00	0.00	0.00	0.00	0.00	0.00	8,847,071.66
598	FGC OGOJA	5,449,559.75	1,036,218.75	0.00	0.00	0.00	0.00	0.00	0.00	3,575,593.89	0.00	0.00	10,061,372.40
599	FGC OHAFIA	1,020,806.98	7,896,886.22	98,577.80	711,674.29	1,230,573.93	2,558,429.51	0.00	0.00	738,837.77	0.00	0.00	14,255,786.51
600	FGC OKIGWE	6,032,393.50	1,103,281.44	67,540.00	4,600,020.00	2,581,392.86	328,600.00	0.00	0.00	200.00	0.00	0.00	14,713,427.80
601	FGC OKPOSI	55,429,329.71	981,100.00	10,600,000.00	35,830,000.00	0.00	3,519,000.00	0.00	0.00	0.00	0.00	0.00	106,359,429.70
602	FGC ONITSHA	2,233,146.19	1,161,683.91	0.00	5,050,600.00	0.00	0.00	0.00	0.00	0.00	0.00	0.00	8,445,430.10
603	FGC PORT HARCOURT	2,680,025.41	1,627,217.20	0.00	0.00	0.00	28,800.00	0.00	0.00	0.00	0.00	0.00	4,336,042.61
604	FGC POTISKUM	15,975,136.21	49,450.00	3,314,000.00	700,000.00	0.00	2,123,120.00	0.00	0.00	0.00	0.00	0.00	22,161,706.21
605	FGC RUBBOCHI	3,406,830.09	4,068,846.36	700.00	8,176,000.20	2,250.00	45,400.00	0.00	0.00	0.00	0.00	0.00	15,700,026.65
606	FGC SOKOTO	2,152,396.82	648,346.92	0.00	2,999,999.94	0.00	1,860,000.00	0.00	0.00	1,084,279.90	0.00	0.00	8,745,023.58
607	FGC UGWOLAWO	11,168,016.08	3,156,440.72	1,383,579.45	969,892.52	456,250.00	892,406.00	0.00	0.00	2,019,356.59	0.00	0.00	20,045,941.36
608	FGC WARRI	42,809,691.28	0.00	0.00	2,238,600.00	98,000.00	1,761,194.99	0.00	0.00	115,180.00	0.00	0.00	47,022,666.27



NOTE 18

DEPRECIATION -- Contd.

S/N	MDA	DEPRECIATION CHARGES - LAND & BUILDINGS - GENERAL	DEPRECIATION CHARGES - INFRASTRUCTURE - GENERAL	DEPRECIATION CHARGES - PLANT & MACHINERY - GENERAL	DEPRECIATION CHARGES - TRANSPORTATION EQUIPMENT - GENERAL	DEPRECIATION CHARGES - OFFICE EQUIPMENT - GENERAL	DEPRECIATION CHARGES - FURNITURE & FITTINGS - GENERAL	DEPRECIATION CHARGES - SERVICE CONCESSION ASSETS	DEPRECIATION CHARGES - LEASED ASSETS - FINANCE LEASE	DEPRECIATION CHARGES - SPECIALISED ASSETS	DEPRECIATION CHARGES - INVESTMENT PROPERTY - LAND & BUILDING - GENERAL	RECURRENT EXPENDITURE IN CAPITAL BUDGET	TOTALS
		240101	240102	240103	240104	240105	240106	240107	240108	240109	240201		
		N	N	N	N	N	N	N	N	N	N	N	N
695	"FEDERAL COLLEGE OF DENTAL TECHNOLOGY AND THERAPY, ENUGU"	1,563,809.94	825,305.00	4,047,099.93	220,000.00	0.00	0.00	0.00	0.00	9,936,299.94	0.00	0.00	16,592,514.81
696	"ENVIRONMENTAL HEALTH OFFICERS TUTORS- IBADAN"	213,544.79	328,227.02	0.00	0.00	7,125.00	304,939.00	0.00	0.00	0.00	0.00	0.00	853,835.81
697	NURSE TUTOR TRAINING - ENUGU	341,189.98	149,999.96	0.00	0.00	0.00	0.00	0.00	0.00	0.00	0.00	0.00	491,189.94
698	NURSE TUTOR PROGRAMME AKOKA LAGOS	7,203,385.00	0.00	1,500,000.00	3,000,000.00	1,544,437.50	1,269,100.00	0.00	0.00	6,000.00	0.00	0.00	14,522,922.50
699	NURSE TUTOR TRAINING KADUNA	1,824,527.51	0.00	0.00	0.00	1,250,000.00	0.00	0.00	0.00	0.00	0.00	0.00	3,074,527.51
700	NURSE TUTOR TRAINING IBADAN	198,739.50	140,577.45	0.00	0.00	7,875.00	618,759.52	0.00	0.00	0.00	0.00	0.00	965,951.47
701	"NATIONAL POST GRADUATE MEDICAL COLLEGE OF NIGERIA- IJANKIN LAGOS"	20,143,962.05	21,875.00	438,767.58	7,968,025.00	2,069,281.06	2,791,942.72	0.00	0.00	0.00	0.00	0.00	33,433,853.42
702	PHC TUTORS PROGRAMME, UCH- IBADAN	2,654,373.28	298,799.56	1,113,160.00	4,284,735.00	5,049,866.50	3,089,576.60	0.00	0.00	0.00	0.00	0.00	16,490,510.93
703	"PHC TUTORS PROGRAMME, KADUNA POLYTECHNIC"	1,278,493.10	0.00	160,500.00	299,200.00	226,375.00	707,000.00	0.00	0.00	0.00	0.00	0.00	2,671,568.10
704	COMMUNITY HEALTH TUTOR PROGRAMME UCH	3,159,402.48	238,073.13	451,304.90	3,470,530.00	3,410,196.00	1,118,235.70	0.00	0.00	0.00	0.00	0.00	11,847,742.21
705	UNIVERSITY COLLEGE HOSPITAL IBADAN	978,455,449.28	46,359,361.71	67,205,971.44	106,295,063.20	86,211,028.64	821,447,750.37	0.00	0.00	239,283,677.56	0.00	0.00	2,345,258,302.19
706	LAGOS UNIVERSITY TEACHING HOSPITAL	85,304,233.77	6,332,906.56	12,725,143.99	1,289,550.00	2,360,706.25	7,928,129.80	0.00	0.00	23,064,508.26	0.00	0.00	139,005,178.62
707	"AHMADU BELLO UNIVERSITY TEACHING HOSPITAL"	305,311,152.07	9,845,388.17	10,123,014.08	31,846,401.75	190,774.31	8,440,100.60	0.00	0.00	129,498,417.90	0.00	0.00	495,255,248.88
708	"UNIVERSITY OF NIGERIA TEACHING HOSPITAL, ENUGU"	52,820,037.55	23,798,088.42	0.00	55,850,168.60	68,938,778.13	55,279,920.00	0.00	0.00	52,216,644.11	0.00	0.00	308,903,636.80
709	UNIVERSITY OF BENIN TEACHING HOSPITAL	21,788,821.08	21,730,994.00	27,058,946.76	9,413,630.26	21,553,151.00	37,769,515.84	0.00	0.00	43,722,656.31	0.00	0.00	183,037,715.25
710	"OBAFEMI AWOLOWO UNIVERSITY TEACHING HOSPITAL"	15,689,531.19	6,307,256.93	449,461.40	1,258,066.67	7,037,244.99	3,486,021.32	0.00	0.00	12,083,035.92	0.00	0.00	46,310,618.42
711	"UNIVERSITY OF ILORIN TEACHING HOSPITAL, ILORIN"	2,987,108.87	2,682,538.42	411,971.63	26,445,107.26	6,743,543.75	6,597,175.00	0.00	0.00	11,104,162.73	0.00	0.00	56,971,607.66
712	JOS UNIVERSITY TEACHING HOSPITAL	8,444,472.05	4,179,313.21	5,107,384.02	2.00	2,829,637.26	31,154,301.71	0.00	0.00	13,103,227.32	0.00	0.00	64,818,337.57
713	"UNIVERSITY OF PORT-HARCOURT TEACHING HOSPITAL"	3,367,108.75	93,214,013.17	26,550,818.59	0.00	2,629,051.41	6,068,037.20	0.00	0.00	93,700,648.45	0.00	0.00	225,529,677.58
714	UNIVERSITY OF CALABAR TEACHING HOSPITAL	8,631,668.74	32,721,905.45	529,900.00	63,811,212.80	47,665,369.75	42,340,065.00	0.00	0.00	35,509,067.36	0.00	0.00	231,209,189.10
715	"UNIVERSITY OF MAIDUGURI TEACHING HOSPITAL"	488,498.16	1,856,243.27	10,233,699.33	4,944,444.48	0.00	6,024,826.38	0.00	0.00	157,930,262.26	0.00	0.00	181,477,973.89
716	"USMANU DANFODIO UNIVERSITY TEACHING HOSPITAL, SOKOTO"	4,507,215.09	3,553,869.28	16,547,450.71	6,738,200.00	0.00	3,744,000.00	0.00	0.00	43,705,351.83	0.00	0.00	78,796,086.90
717	AMINU KANO UNIVERSITY TEACHING HOSPITAL	46,011,093.76	103,903,960.48	29,685,879.92	46,374,572.93	2,228,508.13	109,604,879.32	0.00	0.00	13,555,742.80	0.00	0.00	351,364,637.33
718	"NNAMDI AZIKIWE UNIVERSITY TEACHING HOSPITAL, NNEWI"	2,312,738.67	2,793,965.10	10,725,433.67	0.00	0.00	3,017,661.14	0.00	0.00	0.00	0.00	0.00	18,849,798.59
719	"UNIVERSITY OF ABUJA TEACHING HOSPITAL, GWAGWALADA"	6,166,010.65	2,063,988.91	17,822,162.86	4,814,200.00	1,805,025.25	6,092,293.66	0.00	0.00	28,852,271.45	0.00	0.00	67,615,952.78
720	"ABUBAKAR TAFAWA BALEWA UNIVERSITY TEACHING HOSPITAL BAUCHI"	15,572,685.44	3,299,801.88	34,637,754.78	22,247,902.77	0.00	331,374.00	0.00	0.00	12,715,544.51	0.00	171,134,033.90	259,939,097.28
721	FEDERAL TEACHING HOSPITAL, ABAKALIKI	34,818,420.21	35,753,600.91	13,248,116.77	70,890,471.20	26,820,049.75	121,646,065.94	0.00	0.00	56,551,488.85	0.00	0.00	359,728,213.63
722	FEDERAL TEACHING HOSPITAL, GOMBE	5,350,523.32	0.50	873,323.36	35,237,323.30	5,151,011.12	28,835,737.63	0.00	0.00	17,103,633.65	0.00	0.00	92,551,552.89
723	FEDERAL TEACHING HOSPITAL, IDO-EKITI	9,460,758.08	24,761,608.96	9,914,426.12	14,806,511.63	926,100.00	9,790,323.62	0.00	0.00	86,325,467.62	0.00	0.00	155,985,196.02
724	IRRUA SPECIALIST TEACHING HOSPITAL, IRRUA	301,049.31	1,147,000.16	4,640,007.30	504,952.77	3,678,579.64	1,730,582.28	0.00	0.00	50,472,900.70	0.00	0.00	62,475,072.14
725	UNIVERSITY OF UYO TEACHING HOSPITAL	302,179.52	3,048,593.96	1,355,834.43	5,817,000.00	712,425.00	766,818.00	0.00	0.00	53,462,120.68	0.00	0.00	65,464,971.59
726	FEDERAL MEDICAL CENTRE - ABUJA	3,561,326.81	1,620,005.49	102,755,980.16	89,307,641.33	5,903,472.80	16,004,967.84	0.00	0.00	75,893,771.51	0.00	0.00	295,047,165.93



NOTE 18													
DEPRECIATION -- Contd.													
S/N	MDA	DEPRECIATION CHARGES - LAND & BUILDINGS - GENERAL	DEPRECIATION CHARGES - INFRASTRUCTURE - GENERAL	DEPRECIATION CHARGES - PLANT & MACHINERY - GENERAL	DEPRECIATION CHARGES - TRANSPORTATION EQUIPMENT - GENERAL	DEPRECIATION CHARGES - OFFICE EQUIPMENT - GENERAL	DEPRECIATION CHARGES - FURNITURE & FITTINGS - GENERAL	DEPRECIATION CHARGES - SERVICE CONCESSION ASSETS	DEPRECIATION CHARGES - LEASED ASSETS - FINANCE LEASE	DEPRECIATION CHARGES - SPECIALISED ASSETS	DEPRECIATION CHARGES - INVESTMENT PROPERTY - LAND & BUILDING - GENERAL	RECURRENT EXPENDITURE IN CAPITAL BUDGET	TOTALS
		240101	240102	240103	240104	240105	240106	240107	240108	240109	240201		
		N	N	N	N	N	N	N	N	N	N	N	N
727	FEDERAL PSYCHIATRIC HOSPITAL ENUGU	0.00	965,000.00	25,000.00	0.00	0.00	758,614.00	0.00	0.00	0.00	0.00	0.00	1,748,614.00
728	FEDERAL PSYCHIATRIC HOSPITAL KADUNA	78,648,370.68	1,720,200.57	1,959,730.86	9,942,809.40	58,500.00	176,243.80	0.00	0.00	200,306.92	0.00	0.00	92,706,162.23
729	FEDERAL PSYCHIATRIC HOSPITAL CALABAR	16,953,186.83	1,446,745.35	8,507,310.14	18,070,641.90	11,599,552.43	41,081,317.80	0.00	0.00	31,414,087.95	0.00	0.00	129,072,842.39
730	FEDERAL PSYCHIATRIC HOSPITAL MAIDUGURI	9,519,367.41	5,379,123.81	3,185,572.92	35,750,273.24	19,636,682.81	5,068,548.50	0.00	0.00	56,021,109.16	0.00	0.00	134,560,677.84
731	"FEDERAL NEURO-PSYCHIATRIC HOSPITAL, KWARE-SOKOTO"	4,322,469.22	45,500.00	6,942,000.00	6,589,263.75	0.00	0.00	0.00	0.00	55,811.90	0.00	0.00	17,955,044.88
732	FEDERAL NEURO-PSYCHIATRIC HOSPITAL YABA	9,734,592.38	5,136,971.02	6,011,810.28	24,223,981.65	3,348,106.39	9,347,037.35	0.00	0.00	48,673,547.59	0.00	0.00	106,476,046.64
733	"FEDERAL NEURO-PSYCHIATRIC HOSPITAL ABEOKUTA"	20,232,114.57	7,767,276.70	10,622,218.16	41,402,194.30	14,683,240.60	14,930,957.25	0.00	0.00	76,200,897.05	0.00	0.00	185,838,898.62
734	FEDERAL PSYCHIATRIC HOSPITAL BENIN CITY	1,748,573.27	0.00	56,400.00	0.00	428,925.00	9,294,070.00	0.00	0.00	5,597,968.61	0.00	0.00	17,125,936.88
735	NATIONAL ORTHOPAEDIC HOSPITAL LAGOS	36,838,593.43	21,040,814.34	33,981,533.46	19,475,788.73	2,689,907.03	25,893,802.83	0.00	0.00	39,813,182.37	0.00	0.00	179,733,622.20
736	"NATIONAL ORTHOPAEDIC HOSPITAL DALA KANO"	58,328,525.00	19,709,117.51	6,785,538.10	33,682,000.00	1,478,908.84	4,747,573.97	0.00	0.00	55,494,720.76	0.00	0.00	180,226,384.18
737	NATIONAL ORTHOPAEDIC HOSPITAL ENUGU	4,516,018.10	1,247,612.50	2,121,227.50	531,700.00	18,898,161.11	1,309,630.00	0.00	0.00	18,002,565.64	0.00	0.00	46,626,914.85
738	"NATIONAL TB AND LEPROSY REFERRED HOSPITAL AND TRAINING, ZARIA"	15,929,160.45	10,338,877.50	6,098,500.00	13,960,000.00	0.00	2,069,624.00	0.00	0.00	45,348,043.67	0.00	0.00	93,744,205.63
739	FEDERAL MEDICAL CENTRE, UMUAHIA	12,985,324.49	4,289,807.75	10,164,853.00	0.00	163,750.00	10,356,856.40	0.00	0.00	139,924,049.07	0.00	0.00	177,884,640.71
740	FEDERAL MEDICAL CENTRE, OWO	10,287,231.96	4,316,700.21	3,153,000.00	15,168,619.73	0.00	11,900.00	0.00	0.00	17,286,209.49	0.00	0.00	50,223,661.39
741	FEDERAL MEDICAL CENTRE ABEOKUTA	6,623,565.25	14,940,897.84	2,406,513.75	14,638,050.98	1,401,352.24	2,600,662.06	0.00	0.00	100,274,994.21	0.00	0.00	142,886,036.33
742	FEDERAL MEDICAL CENTRE, OWERRI	13,502,082.26	8,583,297.49	20,337,147.43	0.00	6,687,596.04	2,934,391.55	0.00	0.00	122,798,992.57	0.00	0.00	174,843,507.33
743	FEDERAL MEDICAL CENTRE, MAKURDI	81,555,769.47	7,002,904.52	14,945,618.28	11,745,000.00	2,863,900.38	6,231,340.00	0.00	0.00	73,663,445.70	0.00	0.00	198,007,978.35
744	FEDERAL MEDICAL CENTRE, KATSINA	72,835,393.48	79,389,497.34	17,610,273.50	69,177,708.40	9,068,735.00	45,179,875.20	0.00	0.00	156,951,963.77	0.00	0.00	450,213,446.69
745	FEDERAL MEDICAL CENTRE, NGURU YOBE	22,529,889.69	999,571.51	7,143,783.70	4,557,278.55	0.00	5,066,712.93	0.00	0.00	30,458,033.27	0.00	0.00	70,755,269.65
746	FEDERAL MEDICAL CENTRE, ASABA	9,683,177.50	7,396,393.11	3,850,000.00	0.00	7,383,419.50	15,121,923.59	0.00	0.00	73,794,116.97	0.00	0.00	117,229,030.68
747	FEDERAL MEDICAL CENTRE, BIDA	5,807,483.70	13,990,311.73	12,311,982.59	19,933,007.52	34,500.00	6,377,515.65	0.00	0.00	118,823,854.64	0.00	0.00	177,278,655.83
748	FEDERAL MEDICAL CENTRE, GUSAU ZAMFARA	25,933,445.76	1,825,075.43	22,481,978.13	28,169,110.00	0.00	3,776,231.27	0.00	0.00	55,215,876.04	0.00	0.00	137,401,716.63
749	FEDERAL MEDICAL CENTRE, YOLA ADAMAWA	20,655,486.90	1,333,812.15	7,195,537.40	14,108,417.90	5,275,460.14	13,088,294.42	0.00	0.00	48,352,931.07	0.00	0.00	110,009,939.98
750	FEDERAL MEDICAL CENTRE, KOGI	27,359,002.70	1,295,232.35	15,306,321.60	39,300,123.63	23,565,431.84	55,795,247.43	0.00	0.00	112,628,775.28	0.00	0.00	275,250,134.82
751	FEDERAL MEDICAL CENTRE, AZARE BAUCHI	28,565,676.40	44,137,470.50	18,765,111.05	35,166,537.35	19,053,244.00	65,895,549.61	0.00	0.00	124,039,955.47	0.00	0.00	335,623,544.38
752	FEDERAL MEDICAL CENTRE, KEBBI STATE	11,835,448.50	3,166,457.64	4,540,872.10	63,723,664.44	14,254,233.20	10,498,358.00	0.00	0.00	94,959,394.61	0.00	0.00	202,978,428.49
753	FEDERAL MEDICAL CENTRE, TARABA STATE	6,901,811.74	4,585,555.86	4,459,286.00	34,764,182.40	12,800,225.00	16,694,491.28	0.00	0.00	70,629,354.03	0.00	0.00	150,834,906.30
754	FEDERAL MEDICAL CENTRE, JIGAWA STATE	24,233,610.83	16,301,723.50	3,425,664.70	3,615,394.00	102,500.00	8,264,833.00	0.00	0.00	52,656,401.38	0.00	0.00	108,600,127.41
755	FEDERAL MEDICAL CENTRE, NASARAWA STATE	6,229,087.92	0.00	9,350,350.00	0.00	0.00	20,669,208.00	0.00	0.00	28,041,346.11	0.00	0.00	64,289,992.04
756	FEDERAL MEDICAL CENTRE, BAYELSA STATE	78,027,385.27	58,296,063.90	35,623,363.20	55,923,126.05	651,000.00	63,906,763.60	0.00	0.00	61,693,196.05	0.00	0.00	354,120,898.07
757	FEDERAL MEDICAL CENTRE, EBUTE METTA	10,575,047.55	22,912,208.90	72,749,347.21	76,263,952.40	141,143,475.97	22,380,660.19	0.00	0.00	64,069,718.05	0.00	0.00	410,094,410.26
758	NATIONAL EYE CENTRE KADUNA	30,541,636.71	13,797,604.01	8,943,599.35	30,754,048.13	8,021,050.00	10,285,462.00	0.00	0.00	27,559,616.90	0.00	0.00	129,903,017.10
759	NATIONAL EAR CARE CENTRE KADUNA	3,303,900.05	3,225,198.00	722,976.65	7,162,943.03	0.00	1,202,021.93	0.00	0.00	15,841,408.67	0.00	0.00	31,458,448.33

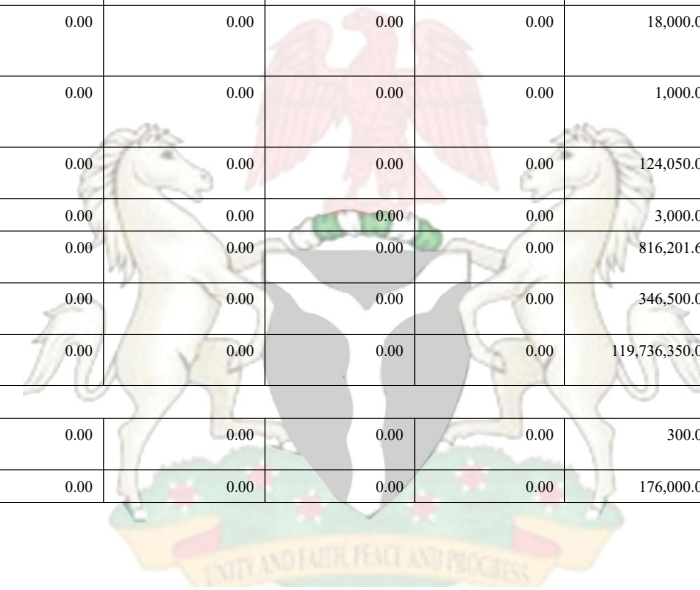


NOTE 18													
DEPRECIATION -- Contd.													
S/N	MDA	DEPRECIATION CHARGES - LAND & BUILDINGS - GENERAL	DEPRECIATION CHARGES - INFRASTRUCTURE - GENERAL	DEPRECIATION CHARGES - PLANT & MACHINERY - GENERAL	DEPRECIATION CHARGES - TRANSPORTATION EQUIPMENT - GENERAL	DEPRECIATION CHARGES - OFFICE EQUIPMENT - GENERAL	DEPRECIATION CHARGES - FURNITURE & FITTINGS - GENERAL	DEPRECIATION CHARGES - SERVICE CONCESSION ASSETS	DEPRECIATION CHARGES - LEASED ASSETS - FINANCE LEASE	DEPRECIATION CHARGES - SPECIALISED ASSETS	DEPRECIATION CHARGES - INVESTMENT PROPERTY - LAND & BUILDING - GENERAL	RECURRENT EXPENDITURE IN CAPITAL BUDGET	TOTALS
		240101	240102	240103	240104	240105	240106	240107	240108	240109	240201		
		N	N	N	N	N	N	N	N	N	N	N	N
795	FEDERAL COLLEGE OF FORESTRY IBADAN	7,932,798.77	2,921,399.50	2,650,893.89	0.00	90,250.00	27,100.00	0.00	0.00	0.00	0.00	0.00	13,622,442.16
796	FEDERAL COLLEGE OF FORESTRY JOS	3,379,756.15	296,478.69	0.00	0.00	0.00	0.00	0.00	0.00	0.00	0.00	0.00	3,676,234.84
797	"RESOURCES MANAGEMENT, SAKPOBA, EDO STATE (SOUTH-SOUTH)"	0.00	0.00	0.00	0.00	0.00	344,228.00	0.00	0.00	0.00	0.00	0.00	344,228.00
798	"RESOURCES MANAGEMENT, MAIDUGURI, BORNO STATE (NORTH EAST)"	3,590,000.00	0.00	400,000.00	300,000.00	0.00	2,057,476.60	0.00	0.00	0.00	0.00	0.00	6,347,476.60
799	"RESOURCES MANAGEMENT, EBONYI STATE (SOUTH -EAST)"	3,796,181.32	43,400.00	280,050.00	0.00	0.00	660,000.00	0.00	0.00	0.00	0.00	0.00	4,779,631.32
800	FORESTRY RESEARCH INSTITUTE OF IBADAN	6,500,645.88	142,771,945.63	0.00	11,200,141.85	0.00	81,574,492.59	0.00	0.00	44,540,748.00	0.00	1,377,925,150.88	1,664,513,124.83
801	FORESTRY MECHANISATION COLLEGE AFAKA	10,683,126.83	1,867,970.48	2,201.00	2,545,027.60	625,059.23	19,042.00	0.00	0.00	0.00	0.00	0.00	15,742,427.13
802	NATIONAL OIL SPILL DETECTION AND RESPONSE AGENCY	1,915,816.82	0.00	27,829,402.01	10,376,000.00	10,786,415.00	18,756,661.41	0.00	0.00	0.00	0.00	0.00	69,664,295.24
803	NATIONAL ENVIRONMENTAL STANDARDS AND REGULATIONS ENFORCEMENT AGENCY	218,000.00	37,642,210.89	6,569,000.99	132,236,149.25	7,931,384.00	27,737,986.40	0.00	0.00	8,105,775.30	0.00	0.00	220,440,506.83
804	ENVIRONMENTAL HEALTH REGISTRATION COUNCIL OF NIGERIA	0.00	1,490,402.50	3,889,920.02	59,949,609.30	9,465,700.00	76,000.00	0.00	0.00	5,676,680.63	0.00	0.00	80,548,312.45
805	NATIONAL AGENCY FOR GREAT GREEN WALL HQTRS	837,859.12	3,358,730.37	4,100.00	120,800.00	0.00	5,537,419.63	0.00	0.00	0.00	0.00	0.00	9,858,909.12
806	NATIONAL BIOSAFETY MANAGEMENT AGENCY (NBMA) HQTRS	1,026,342.00	1,380,750.00	32,229.17	52,221,462.57	8,157,969.16	21,635,885.83	0.00	0.00	3,867,366.71	0.00	169,040,978.67	257,362,984.11
807	NATIONAL POPULATION COMMISSION	0.00	0.00	241,344.40	7,110,133.60	37,368,149.15	11,264,122.00	0.00	0.00	0.00	0.00	0.00	55,983,749.15
808	"MINISTRY OF HUMANITARIAN AFFAIRS, DISASTER MANAGEMENT AND SOCIAL DEVELOPMENT"	2,320,133.68	546,782.50	0.00	4,497,778.50	0.00	0.00	0.00	0.00	161,581.60	0.00	0.00	7,526,276.28
809	"NATIONAL EMERGENCY MANAGEMENT AGENCY"	32,790,153.34	0.00	6,600.00	541,451,429.29	3,855,041.51	0.00	0.00	0.00	0.00	0.00	0.00	578,103,224.14
810	NATIONAL SOCIAL INVESTMENT OFFICE	0.00	0.00	436,342.50	45,825.00	8,072,434.86	0.00	0.00	0.00	0.00	0.00	0.00	8,554,602.36
811	NATIONAL COMMISSION FOR REFUGEES	26,578,617.45	77,120,063.95	83,657,216.98	145,657,587.04	2,853,917.50	8,359,126.00	0.00	0.00	3,996,558.02	0.00	0.00	348,223,086.95
	GRAND-TOTAL	45,944,455,732.27	94,903,374,284.20	34,340,378,078.15	83,153,719,152.06	35,768,871,020.47	76,404,918,784.13	0.00	0.00	32,999,378,064.97	0.00	104,702,358,025.36	508,217,453,141.61





NOTE 19											
IMPAIRMENT											
S/N	MDA	IMPAIRMENT CHARGES - LAND & BUILDINGS -GENERAL	IMPAIRMENT CHARGES - INFRASTRUCTURE - GENERAL	IMPAIRMENT CHARGES - PLANT & MACHINERY - GENERAL	IMPAIRMENT CHARGES - SERVICE CONCESSION ASSETS	IMPAIRMENT CHARGES - LEASED ASSETS-FINANCE LEASE	IMPAIRMENT CHARGES - SPECIALISED ASSETS	IMPAIRMENT CHARGES - ASSETS UNDER CONSTRUCTION	IMPAIRMENT CHARGES - INVESTMENT PROPERTY - LAND & BUILDING - GENERAL	IMPAIRMENT CHARGES - INTANGIBLE ASSETS	TOTAL
		260101	260102	260103	260107	260108	260109	260110	260201	260301	
		₦	₦	₦	₦	₦	₦	₦	₦	₦	₦
ADMINISTRATIVE SECTOR											
1	"OFFICE OF THE SENIOR SPECIAL ASSISTANT TO THE PRESIDENT - MDGS (OSSAP-MDGS)"	0.00	0.00	0.00	0.00	0.00	0.00	0.00	0.00	0.00	20,000.00
2	BUREAU OF PUBLIC ENTERPRISES (BPE)	0.00	0.00	0.00	0.00	0.00	0.00	0.00	0.00	0.00	2,000.00
3	"MINISTRY OF DEFENCE - MOD HQTRS"	0.00	0.00	0.00	0.00	0.00	0.00	0.00	0.00	0.00	90,000.00
4	NIGERIAN TELEVISION AUTHORITY	0.00	0.00	0.00	0.00	0.00	0.00	0.00	0.00	0.00	10.00
5	"FEDERAL RADIO CORPORATION OF NIGERIA"	0.00	0.00	0.00	0.00	0.00	0.00	0.00	0.00	0.00	121,500.00
6	VOICE OF NIGERIA	0.00	401,625.00	0.00	0.00	0.00	0.00	0.00	0.00	0.00	401,625.00
7	PUBLIC SERVICE INSTITUTE OF NIGERIA.	1,800.00	6,000.00	0.00	0.00	0.00	0.00	0.00	0.00	0.00	27,500.00
8	"FEDERAL MINISTRY OF POLICE AFFAIRS"	0.00	0.00	0.00	0.00	0.00	0.00	0.00	0.00	0.00	67,000.00
ECONOMIC SECTOR											
9	"INSTITUTE OF AGRICULTURAL RESEARCH-ZARIA"	0.00	0.00	9,000.00	0.00	0.00	0.00	0.00	0.00	0.00	44,000.00
10	"NATIONAL AGRIC. EXTENSION SEARCH LIAISON SERVICES- ZARIA"	0.00	0.00	0.00	0.00	0.00	0.00	0.00	0.00	0.00	145,000.00
11	VETERINARY COUNCIL OF NIGERIA	0.00	0.00	0.00	0.00	0.00	0.00	0.00	0.00	0.00	136,787.50
12	BUDGET OFFICE OF THE FEDERATION	0.00	0.00	0.00	0.00	0.00	0.00	0.00	0.00	0.00	21,768,857.50
13	"CENTRE FOR MANAGEMENT DEVELOPMENT DEVELOPMENT"	0.00	0.00	0.00	0.00	0.00	0.00	0.00	0.00	0.00	72,410.00
14	"NIGERIAN EXPORT PROMOTION COUNCIL"	0.00	0.00	0.00	0.00	0.00	0.00	0.00	0.00	0.00	19,280,441.35
15	"NIGERIAN EXPORT PROCESSING ZONES AUTHORITY"	0.00	0.00	0.00	0.00	0.00	0.00	0.00	0.00	0.00	307,800.00
16	"TAFAWA BALEWA SQUARE MANAGEMENT BOARD"	0.00	757,707,661.87	0.00	0.00	0.00	0.00	0.00	0.00	0.00	757,707,661.87
17	"TECHNOLOGY BUSINESS INCUBATOR CENTRE - BENIN"	0.00	4,000.00	0.00	0.00	0.00	0.00	0.00	0.00	0.00	92,000.00
18	"NIGERIA INSTITUTE OF LEATHER AND SCIENCE TECHNOLOGY (NILEST) HQTRS"	0.00	12,000.00	0.00	0.00	0.00	0.00	0.00	0.00	0.00	18,000.00
19	"COUNCIL FOR THE REGULATION OF FREIGHT FORWARDING IN NIGERIA"	0.00	0.00	0.00	0.00	0.00	0.00	0.00	0.00	0.00	1,000.00
20	"NIGERIAN COLLEGE OF AVIATION TECHNOLOGY-ZARIA"	0.00	120,000.00	0.00	0.00	0.00	0.00	0.00	0.00	0.00	124,050.00
21	NIGERIAN METEOROLOGICAL AGENCY	0.00	3,000.00	0.00	0.00	0.00	0.00	0.00	0.00	0.00	3,000.00
22	"NIGERIAN BULK ELECTRICITY TRADING PLC"	0.00	0.00	0.00	0.00	0.00	0.00	0.00	0.00	0.00	816,201.60
23	"FEDERAL ROAD MAINTENANCE AGENCY"	0.00	0.00	0.00	0.00	0.00	0.00	0.00	0.00	0.00	346,500.00
24	"NIGERIA INSTITUTE OF MINING AND GEOSCIENCE"	119,736,350.00	0.00	0.00	0.00	0.00	0.00	0.00	0.00	0.00	119,736,350.00
SOCIAL SECTOR											
25	"NATIONAL BUSINESS AND TECHNICAL EDUCATION BOARD"	0.00	0.00	0.00	0.00	0.00	0.00	0.00	0.00	0.00	300.00
26	FEDERAL POLYTECHNIC AUCHI	0.00	0.00	0.00	0.00	0.00	0.00	0.00	0.00	0.00	176,000.00





NOTE 19											
IMPAIRMENT -- contd.											
S/N	MDA	IMPAIRMENT CHARGES - LAND & BUILDINGS -GENERAL	IMPAIRMENT CHARGES - INFRASTRUCTURE - GENERAL	IMPAIRMENT CHARGES - PLANT & MACHINERY - GENERAL	IMPAIRMENT CHARGES - SERVICE CONCESSION ASSETS	IMPAIRMENT CHARGES - LEASED ASSETS-FINANCE LEASE	IMPAIRMENT CHARGES - SPECIALISED ASSETS	IMPAIRMENT CHARGES - ASSETS UNDER CONSTRUCTION	IMPAIRMENT CHARGES - INVESTMENT PROPERTY - LAND & BUILDING - GENERAL	IMPAIRMENT CHARGES - INTANGIBLE ASSETS	TOTAL
		260101	260102	260103	260107	260108	260109	260110	260201	260301	
		₦	₦	₦	₦	₦	₦	₦	₦	₦	₦
27	"FEDERAL POLYTECHNIC, ILE-OLUJI, ONDO STATE"	729,183.33	0.00	0.00	0.00	0.00	0.00	0.00	0.00	0.00	729,183.33
28	"ALVAN IKOKU COLLEGE OF EDUCATION, OWERRI"	84,680,766.72	0.00	0.00	0.00	0.00	0.00	0.00	0.00	0.00	87,038,266.72
29	AHMADU BELLO UNIVERSITY, ZARIA	0.00	0.00	0.00	0.00	0.00	0.00	0.00	0.00	0.00	8,000.00
30	UNIVERSITY OF ILORIN	0.00	150,000.00	0.00	0.00	0.00	0.00	0.00	0.00	0.00	150,000.00
31	UNIVERSITY OF MAIDUGURI	0.00	163,500.00	0.00	0.00	0.00	0.00	0.00	0.00	0.00	163,500.00
32	NNAMDI AZIKIWE UNIVERSITY, AWKA	20.00	0.00	0.00	0.00	0.00	0.00	0.00	0.00	0.00	20.00
33	"ALEX EKWUEME FEDERAL UNIVERSITY NDUFU ALIKE IKWO"	0.00	0.00	0.00	0.00	0.00	0.00	0.00	0.00	0.00	111,656.00
34	FGC MAIDUGURI	0.00	0.00	0.00	0.00	0.00	0.00	0.00	0.00	0.00	15,000.00
35	FGC POTISKUM	0.00	0.00	0.00	0.00	0.00	0.00	0.00	0.00	0.00	8,000.00
36	FGC AKURE	0.00	1,000.00	0.00	0.00	0.00	0.00	0.00	0.00	0.00	1,000.00
37	FEDERAL MINISTRY OF HEALTH - HQTRS	214,275.00	0.00	0.00	0.00	0.00	0.00	0.00	0.00	0.00	214,275.00
38	MEDICAL AND DENTAL COUNCIL OF NIGERIA	0.00	456,000.00	0.00	0.00	0.00	0.00	0.00	0.00	0.00	456,000.00
39	"AHMADU BELLO UNIVERSITY TEACHING HOSPITAL"	0.00	12,000.00	0.00	0.00	0.00	0.00	0.00	0.00	0.00	12,000.00
40	UNIVERSITY OF BENIN TEACHING HOSPITAL	0.00	183,000.00	0.00	0.00	0.00	0.00	0.00	0.00	0.00	234,500.00
41	"UNIVERSITY OF ILORIN TEACHING HOSPITAL, ILORIN"	0.00	0.00	29,025,060.37	0.00	0.00	0.00	0.00	0.00	0.00	29,025,060.37
42	"UNIVERSITY OF MAIDUGURI TEACHING HOSPITAL"	0.00	80,860.00	0.00	0.00	0.00	0.00	0.00	0.00	0.00	95,280.00
43	FEDERAL TEACHING HOSPITAL, ABAKALIKI	0.00	0.00	0.00	0.00	0.00	0.00	0.00	0.00	0.00	592,800.00
44	NATIONAL ORTHOPAEDIC HOSPITAL LAGOS	2,970,000.00	0.00	0.00	0.00	0.00	0.00	0.00	0.00	0.00	2,970,000.00
45	FEDERAL MEDICAL CENTRE, OWERRI	0.00	338,400.00	0.00	0.00	0.00	0.00	0.00	0.00	0.00	338,400.00
46	FEDERAL MEDICAL CENTRE, TARABA STATE	0.00	15,000.00	0.00	0.00	0.00	0.00	0.00	0.00	0.00	15,000.00
	GRAND-TOTAL	208,332,395.05	759,654,046.87	29,034,060.37	0.00	0.00	0.00	0.00	0.00	0.00	1,043,683,936.24





NOTE 20		
AMORTIZATION CHARGES		
S/N	MDA	Amortization Charges
		250101
		₦
ADMINISTRATIVE SECTOR		
1	STATE HOUSE - HQTRS	3,430,530,842.37
2	"STATE HOUSE OPERATIONS - VICE PRESIDENT"	37,463,777.21
3	STATE HOUSE LAGOS LIAISON OFFICE	3,425,258.43
4	"OFFICE OF THE SENIOR SPECIAL ASSISTANT TO THE PRESIDENT - MDGS (OSSAP-MDGS)"	36,007,675,002.73
5	NIPSS, KURU	141,654,491.01
6	BUREAU OF PUBLIC ENTERPRISES (BPE)	128,052,879.40
7	"ECONOMIC AND FINANCIAL CRIMES COMMISSION (EFCC)"	60,719,223.14
8	"NIGERIAN FINANCIAL INTELLIGENCE UNIT (NFIU)"	300,159,081.92
9	"BUREAU OF PUBLIC PROCUREMENT (BPP)"	170,134,233.32
10	"NIGERIA EXTRACTIVE INDUSTRIES TRANSPARENCY INITIATIVE (NEITI)"	278,696,319.09
11	"NIGERIA ATOMIC ENERGY COMMISSION & ITS CENTRES"	739,086,531.90
12	"OFFICE OF THE CHIEF ECONOMIC ADVISER TO THE PRESIDENT"	27,560,418.59
13	GENERAL SERVICE	915,686,271.31
14	"MINISTRY OF DEFENCE - MOD HQTRS"	12,134,795,192.67
15	"DEFENCE RESEARCH AND DEVELOPMENT BUREAU"	328,601,842.95
16	NIGERIAN ARMY	327,801,056.25
17	NIGERIAN AIRFORCE	601,452,952.65
18	NIGERIAN DEFENCE COLLEGE	42,577,339.13
19	"COMMAND AND STAFF COLLEGE, JAJI"	321,095,090.75
20	"DEFENCE INDUSTRIES CORPORATION OF NIGERIA (DICON)"	83,327,302.99
21	DEFENCE MISSIONS	944,790,000.00
22	"DEFENCE SPACE ADMINISTRATION"	16,113,941.25
23	"MINISTRY OF FOREIGN AFFAIRS - HQTRS"	1,157,416,012.06
24	"NIGERIANS IN DIASPORA COMMISSION (NIDC)"	42,240,000.01
25	TECHNICAL AIDS CORPS	2,844,621,548.11
26	"FOREIGN SERVICE ACADEMY (FSA)"	100,926,737.43
27	"INSTITUTE FOR PEACE AND CONFLICT RESOLUTION"	250,641,599.21
28	"DIRECTORATE OF TECHNICAL COOP. IN AFRICA"	503,402,885.40
29	"NIGERIAN INSTITUTE OF INTERNATIONAL AFFAIRS, LAGOS"	39,966,849.63
30	FOREIGN MISSION: ABIDJAN	4,763,550.00
31	FOREIGN MISSION: ACCRA	8,991,711.94
32	"FOREIGN MISSION: ADDIS ABABA"	8,176,514.12
33	FOREIGN MISSION: ALGIERS	51,296,396.22
34	FOREIGN MISSION: ANKARA	61,645,954.66
35	FOREIGN MISSION: ATHENS	42,787,919.63
36	FOREIGN MISSION: ATLANTA	5,664,656.06
37	FOREIGN MISSION: BAMAKO	6,273,480.40
38	FOREIGN MISSION: BANGKOK	18,368,106.91
39	FOREIGN MISSION: BANJUL	21,531,265.31
40	FOREIGN MISSION: BATA	2,598,725.22
41	FOREIGN MISSION: BEIRUT	6,017,546.68
42	FOREIGN MISSION: BERLIN	13,380,789.58
43	FOREIGN MISSION: BERNE	20,059,180.01
44	FOREIGN MISSION: BISSAU	40,292,551.18
45	FOREIGN MISSION: BRUSSELS	36,274,816.51



NOTE 20		
AMORTIZATION CHARGES -- contd.		
S/N	MDA	Amortization Charges
		250101
		₦
46	"FOREIGN MISSION: BUJUMBURA"	1,329,549.89
47	FOREIGN MISSION: CAIRO	6,116,491.32
48	FOREIGN MISSION: CONAKRY	12,120,333.65
49	FOREIGN MISSION: COTONOU	154,940,028.38
50	FOREIGN MISSION: DAKAR	21,100,448.71
51	"FOREIGN MISSION: DAR-ES-SALAAM"	55,125,868.50
52	FOREIGN MISSION: GENEVA	49,242,189.50
53	FOREIGN MISSION: HANOI	106,830,952.94
54	FOREIGN MISSION: HARARE	14,920,898.00
55	"FOREIGN MISSION: HONGKONG"	6,375,483.33
56	FOREIGN MISSION:	688,022.72
57	FOREIGN MISSION: JAKARTA	64,317,236.69
58	FOREIGN MISSION: JEDDAH	651,463.90
59	"FOREIGN MISSION: JOHANNESBURG"	25,311,064.05
60	FOREIGN MISSION: KAMPALA	41,777,464.27
61	FOREIGN MISSION:KHARTOUM	6,000,000.00
62	"FOREIGN MISSION: KIGALI RWANDA"	10,112,861.13
63	FOREIGN MISSION: KUWAIT	71,862,769.04
64	FOREIGN MISSION: MALABO	10,177,982.92
65	FOREIGN MISSION: MANILLA	3,487,986.50
66	"FOREIGN MISSION: MEXICO CITY"	62,435,507.19
67	FOREIGN MISSION: MOSCOW	54,987,716.92
68	FOREIGN MISSION: NAIROBI	42,380,371.25
69	"FOREIGN MISSION: NNJC - NIAMEY"	71,957,352.21
70	FOREIGN MISSION: OTTAWA	83,052,791.90
71	"FOREIGN MISSION: OUAGADOUGOU"	36,057,404.43
72	FOREIGN MISSION: PRETORIA	86,166,365.03
73	FOREIGN MISSION: RABAT	54,323,170.46
74	FOREIGN MISSION: SEOUL	1,975,937.37
75	FOREIGN MISSION: SHANGHAI	1,816,286.04
76	FOREIGN MISSION:SINGAPORE	26,569,750.80
77	FOREIGN MISSION: TEHRAN	21,540,587.63
78	FOREIGN MISSION: TEL AVIV	48,384,581.87
79	FOREIGN MISSION: THE HAGUE	21,937,035.72
80	FOREIGN MISSION: TOKYO	5,389,306.64
81	FOREIGN MISSION: TUNIS	16,078,754.41
82	FOREIGN MISSION: WINDHOEK	4,361,152.23
83	"FOREIGN MISSION, JUBA, SOUTH SUDAN"	20,969,171.98
84	"FOREIGN MISSION LILONGWE, MALAWI"	20,220,281.90
85	"CONSULATE GENERAL FRANKFURT, GERMANY"	49,117,692.06
86	"FOREIGN MISSION DOHA, QATAR"	32,537,495.80
87	"FOREIGN MISSION GUANGZHOU, CHINA"	60,687,483.21
88	"FEDERAL MINISTRY OF INFORMATION & CULTURE - HQTRS"	1,005,129,174.47
89	"FEDERAL RADIO CORPORATION OF NIGERIA"	349,018,406.06
90	NEWS AGENCY OF NIGERIA	39,865,733.71
91	VOICE OF NIGERIA	118,830,448.56



NOTE 20		
AMORTIZATION CHARGES -- <i>contd.</i>		
S/N	MDA	Amortization Charges
		250101
		₦
92	NIGERIAN FILM CORPORATION	839,800,039.01
93	NATIONAL BROADCASTING	306,973,404.26
94	NIGERIA PRESS COUNCIL	62,964,536.68
95	"NATIONAL FILM AND VIDEO CENSOR BOARD"	671,438,474.60
96	ADVERTISING PRACTITIONERS OF NIGERIA	15,063,617.65
97	"NIGERIAN TOURISM DEVELOPMENT CORPORATION"	322,130,599.88
98	"NATIONAL COMMISSION FOR MUSEUMS AND MONUMENTS"	152,069,504.12
99	"NATIONAL COUNCIL OF ARTS AND CULTURE"	788,665,887.14
100	"CENTRE FOR BLACK AFRICAN ARTS AND CIVILISATION"	200,291,259.71
101	NATIONAL TROUPE OF NIGERIA	36,178,996.92
102	NATIONAL THEATRE	15,261,673.49
103	NATIONAL GALLERY OF ART	208,854,412.45
104	NATIONAL WAR MUSEUM - UMUAHIA	1,523,123.25
105	NATIONAL INST. OF HOSPITALITY AND TOURISM DEVELOPMENT STUDIES	135,847,331.34
106	"NATIONAL INSTITUTE FOR CULTURE ORIENTATION"	701,522,218.67
107	"INSTITUTE OF ARCHEOLOGY AND MUSEUM STUDIES, JOS"	2,638,614.00
108	NATIONAL ORIENTATION AGENCY	142,574,687.62
109	MINISTRY OF INTERIOR - HQTRS	435,123,723.84
110	NIGERIA CORRECTIONAL SERVICE	470,680,576.70
111	NIGERIA IMMIGRATION SERVICE	1,746,084,135.64
112	"NIGERIA SECURITY AND CIVIL DEFENCE CORPS"	343,278,489.92
113	"CIVIL DEFENCE, IMMIGRATION AND PRISON SERVICE BOARD (CIPB)"	454,899,032.71
114	CUSTOM, IMMIGRATION, PRISON PENSION OFFICE (CIPPO)	52,503,594.00
115	FEDERAL FIRE SERVICE	1,250,631,586.98
116	"NIGERIA POLICE ACADEMY WUDIL, KANO"	4,927,844.92
117	"POLICE FORMATIONS AND COMMANDS"	4,998,223,329.37
118	"OFFICE OF THE HEAD OF THE CIVIL SERVICE OF THE FEDERATION - HQTRS"	889,399,962.44
119	"FEDERAL GOVT STAFF HOUSING LOANS BOARD"	396,806,649.41
120	"ADMINISTRATIVE STAFF COLLEGE OF NIGERIA"	34,232,137.89
121	FEDERAL TRAINING CENTRE,ILORIN	865,788.00
122	FEDERAL TRAINING CENTRE,LAGOS	1,124,508.00
123	FEDERAL TRAINING CENTRE,MAIDUGURI	961,851.00
124	FEDERAL TRAINING CENTRE,CALABAR	988,812.00
125	PUBLIC SERVICE INSTITUTE OF NIGERIA.	103,252,797.14
126	BUREAU OF PUBLIC SERVICE REFORMS	55,051,076.59
127	"AUDITOR GENERAL FOR THE FEDERATION"	55,057,077.90
128	PUBLIC COMPLAINTS COMMISSION	153,210,583.50
129	FEDERAL CIVIL SERVICE COMMISSION	29,445,915.38
130	FEDERAL CHARACTER COMMISSION	233,542,555.81
131	"FEDERAL MINISTRY OF POLICE AFFAIRS"	376,695,601.95
132	"MINISTRY OF COMMUNICATION TECHNOLOGY HQTRS"	3,530,948,530.48
133	NATIONAL SECURITY ADVISER	6,022,483,143.60
134	"DIRECTORATE OF STATE SECURITY SERVICE"	976,999,899.68
135	"NATIONAL INTELLIGENCE AGENCY"	1,033,555,380.00
136	PRESIDENTIAL AIR FLEETS (STATE HOUSE)	1,534,350,671.70
137	CODE OF CONDUCT TRIBUNAL	6,497,383.98

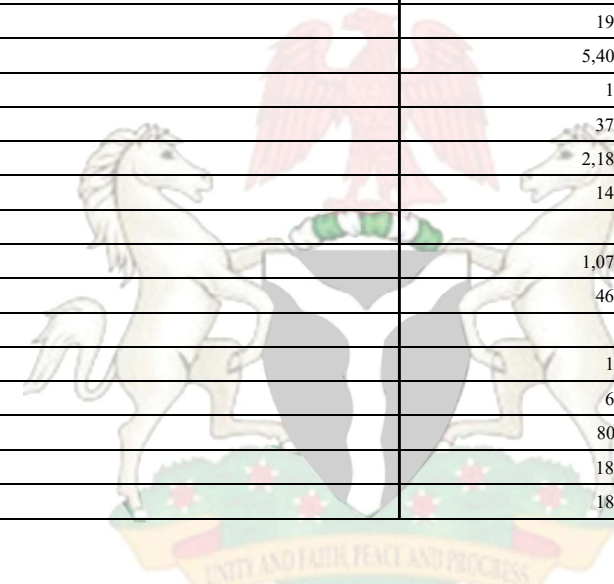




NOTE 20		
AMORTIZATION CHARGES -- contd.		
S/N	MDA	Amortization Charges
		250101
		₦
138	"INFRASTRUCTURE CONCESSION REGULATORY COMMISSION"	97,145,867.29
139	"SECRETARY TO THE GOVERNMENT OF THE FEDERATION HQTRS"	3,643,699,006.88
140	SPECIAL DUTIES SGF	1,080,286,432.51
141	"NATIONAL IDENTITY MANAGEMENT COMMISSION"	1,718,386,133.45
142	NATIONAL MERIT AWARD	104,283,602.38
143	FEDERAL ROAD SAFETY COMMISSION	402,376,785.74
144	PRESIDENTIAL ADVISORY COMMITTEE	45,610,705.49
145	"NEW PARTNERSHIP FOR AFRICAN DEVELOPMENT"	401,844,165.38
146	"NATIONAL AGENCY FOR THE CONTROL OF AIDS (NACA)"	3,952,753,741.00
147	"NATIONAL HAJJ COMMISSION OF NIGERIA"	162,402,365.60
148	"NIGERIA CHRISTIAN PILGRIM COMMISSION"	63,640,721.14
149	NATIONAL LOTTERY TRUST FUND	156,459,711.30
150	"NATIONAL LOTTERY REGULATORY COMMISSION"	140,786,633.09
151	SERVICOM	21,965,190.75
152	"PRESIDENTIAL TECHNICAL COMMITTEE ON LAND REFORMS"	638,479.22
153	"NATIONAL BOUNDARY COMMISSION (NBC) HQTRS"	459,343,559.02
154	"BORDER COMMUNITIES DEVELOPMENT AGENCY (BCDA) HQTRS"	860,977,334.84
155	"FEDERAL MINISTRY OF SPECIAL DUTIES & INTER - GOVERNMENTAL AFFAIRS HQTRS"	1,260,222,320.67
156	TERTIARY EDUCATION TRUST FUND	23,730,989.05
ECONOMIC SECTOR		
157	"FEDERAL MINISTRY OF AGRICULTURE AND RURAL DEVELOPMENT HQTRS"	32,367,408,496.44
158	"FEDERAL COLLEGE OF PRODUCE INSPECTION AND STORED PRODUCTS TECHNOLOGY, KANO"	602,435,325.06
159	"AGRICULTURAL RESEARCH AND MANAGEMENT INSTITUTE (ARMTI) - ILORIN"	662,180,844.03
160	"NATIONAL CENTRE FOR AGRICULTURAL MECHANISATION- ILORIN"	1,814,592,128.62
161	"NATIONAL CEREALS RESEARCH INSTITUTE-BADEGGI"	1,054,557,673.14
162	"NATIONAL VETERINARY RESEARCH INSTITUTE-VOM"	532,387,930.16
163	"NATIONAL ROOT CROPS RESEARCH INSTITUTE-UMUDIKE"	691,417,032.74
164	"NATIONAL INSTITUTE FOR OIL PALM RESEARCH (NIFOR) - BENIN"	69,981,298.92
165	"INSTITUTE OF AGRICULTURAL RESEARCH-ZARIA"	431,531,839.38
166	"NATIONAL ANIMAL PRODUCT RESEARCH INSTITUTE- ZARIA"	705,607,607.34
167	"NATIONAL HORTICULTURAL RESEARCH INSTITUTE- IBADAN"	393,030,142.46
168	"NATIONAL AGRICULTURAL LAND DEVELOPMENT AUTHORITY (NALDA) HQTRS"	777,765,039.12
169	COCOA RESEARCH INSTITUTE- IBADAN	284,451,951.41
170	"INSTITUTE OF AGRICULTURAL RESEARCH AND TRAINING- IBADAN"	193,598,965.26
171	RUBBER RESEARCH INSTITUTE- BENIN	247,944,002.56
172	"NATIONAL INSTITUTE OF FRESHWATER FISH- NEW BUSSA"	331,552,646.41
173	"NATIONAL AGRIC. EXTENSION RESEARCH LIAISON SERVICES- ZARIA"	233,195,284.40
174	VETERINARY COUNCIL OF NIGERIA	462,597.30
175	"FEDERAL COLLEGE OF ANIMAL HEALTH AND PRODUCTION TECHNOLOGY - IBADAN"	234,356,370.24
176	FEDERAL COLLEGE OF AGRICULTURE - AKURE	248,108,630.13
177	"FEDERAL COLLEGE OF AGRICULTURE, MOORE PLANTATION- IBADAN"	349,307,298.94
178	"FEDERAL COLLEGE OF AGRICULTURE - ISHIAGU"	120,291,849.35
179	"FEDERAL COLLEGE OF FRESH WATER FISHERIES TECHNOLOGY - NEW BUSSA"	43,891,262.02
180	"FEDERAL COLLEGE OF ANIMAL HEALTH AND PRODUCTION TECHNOLOGY - VOM"	112,829,950.42
181	"COLLEGE OF VETERINARY AND MEDICAL LABORATORY TECHNOLOGY - VOM"	102,835,485.32
182	"FEDERAL COLLEGE OF FRESH WATER FISHERIES - BAGA"	710,684,878.90



NOTE 20		
AMORTIZATION CHARGES -- contd.		
		250101
		₦
183	"FEDERAL COLLEGE OF FISHERIES AND MARINE TECHNOLOGY - LAGOS"	875,246,126.81
184	FEDERAL CO-OPERATIVE COLLEGE- IBADAN	87,292,843.50
185	FEDERAL CO-OPERATIVE COLLEGE- KADUNA	127,141,003.67
186	FEDERAL CO-OPERATIVE COLLEGE- OJI RIVER	1,246,622,503.89
187	"FEDERAL COLLEGE OF LAND RESOURCES TECHNOLOGY - OWERRI"	82,867,628.37
188	"FEDERAL COLLEGE OF LAND RESOURCES TECHNOLOGY, KURU - JOS"	439,813,236.64
189	"FEDERAL COLLEGE OF HORTICULTURE, DADIN-KOWA, GOMBE"	969,452,635.46
190	"NATIONAL AGRICULTURAL INSURANCE CORPORATION (NAIC)"	22,290,193.87
191	NIGERIAN INSTITUTE OF ANIMAL SCIENCE	175,561,033.87
192	"NIGERIAN INSTITUTE OF SOIL SCIENCE (NISS) HQTRS"	814,013,385.13
193	"NIGERIA STORED PRODUCTS RESEARCH, ILORIN"	3,964,565,273.47
194	NATIONAL AGRICULTURE SEEDS COUNCIL	559,178,407.06
195	"NIGERIA AGRICULTURAL QUARANTINE SERVICE"	605,055,109.02
196	"AGRICULTURAL RESEARCH COUNCIL OF NIGERIA"	262,714,560.93
197	"OFFICE OF THE PERMANENT REPRESENTATIVE TO FAO"	88,659,655.38
198	LAKE CHAD RESEARCH INSTITUTE MAIDUGURI	458,200,441.81
199	"NIGERIA INSTITUTE OF OCEANOGRAPHY AND MARINE RESEARCH"	2,463,981,198.79
200	"FEDERAL UNIVERSITY OF AGRICULTURE, ABEOKUTA"	232,322,772.06
201	"FEDERAL UNIVERSITY OF AGRICULTURE, MAKURDI"	81,889,518.38
202	"MICHAEL OKPARA UNIVERSITY OF AGRICULTURE, UMUDIKE"	201,987,799.61
203	"FEDERAL MINISTRY OF FINANCE, BUDGET AND NATIONAL PLANNING - HQTRS"	2,030,302,230.06
204	DEBT MANAGEMENT OFFICE	5,265,018.00
205	INVESTMENT AND SECURITIES TRIBUNAL	16,431,888.00
206	"OFFICE OF THE ACCOUNTANT-GENERAL OF THE FEDERATION"	68,061,315,665.47
207	ZONAL OFFICE PORTHARCOURT	28,497,863.96
208	"PENSION TRANSITIONAL ARRANGEMENT DEPARTMENT (PTAD) HQTRS"	774,883,921.13
209	BUDGET OFFICE OF THE FEDERATION	550,962,471.79
210	SERVICE WIDE VOTE	84,461,091.01
211	"CENTRE FOR MANAGEMENT DEVELOPMENT DEVELOPMENT"	147,194,476.18
212	NATIONAL BUREAU OF STATISTICS	467,209,124.62
213	"NIGERIA INSTITUTE OF SOCIAL AND ECONOMIC RESEARCH"	1,055,596,636.46
214	BUDGET OFFICE OF THE FEDERATION	198,702,522.99
215	"FEDERAL MINISTRY OF INDUSTRY, TRADE AND INVESTMENT - HQTRS"	5,401,399,179.14
216	"STANDARD ORGANIZATION OF NIGERIA"	17,624,343.00
217	"NATIONAL AUTOMOTIVE DESIGN & DEVELOPMENT COUNCIL (NADDC) HQTRS"	376,153,565.97
218	INDUSTRIAL TRAINING FUND	2,185,338,651.12
219	"NIGERIAN EXPORT PROMOTION COUNCIL"	148,026,679.30
220	"FINANCIAL REPORTING COUNCIL OF NIGERIA"	265,320.00
221	"NIGERIAN EXPORT PROCESSING ZONES AUTHORITY"	1,071,743,007.14
222	CONSUMER PROTECTION COUNCIL	461,347,756.36
223	"LAGOS INTERNATIONAL TRADE FAIR COMPLEX MANAGEMENT BOARD"	9,953,500.10
224	FEDERAL PRODUCE INSPECTION	15,698,895.89
225	"EXTERNAL TRADE SECTOR, GENEVA (WTO)"	64,378,715.15
226	"OIL AND GAS FREE ZONES AUTHORITY, NIGERIA (OGFZA)"	803,611,492.97
227	"TAFAWA BALEWA SQUARE MANAGEMENT BOARD"	182,476,209.06
228	"NIGERIA COMMODITY EXCHANGE (NCX)"	187,272,613.03





NOTE 20		
AMORTIZATION CHARGES -- contd.		
S/N	MDA	Amortization Charges
		250101
		₦
229	NIGERIA TRADE OFFICE, TAIWAN	37,167,106.85
230	NIGERIA TRADE OFFICE, CHINA	2,268,255,465.86
231	SMEDAN - H/QTRS	10,301,246,254.42
232	"NIGERIAN INVESTMENT PROMOTION COUNCIL HQTRS"	7,815,918.00
233	"NIGERIA OFFICE FOR TRADE NEGOTIATION (NOTN) ABUJA"	212,765,780.71
234	"FEDERAL MINISTRY OF LABOUR AND EMPLOYMENT - HQTRS"	1,270,530,961.45
235	INDUSTRIAL ARBITRATION PANEL	98,131,799.51
236	"MICHAEL IMODU INSTITUTE OF LABOUR STUDIES"	388,494,879.72
237	NATIONAL PRODUCTIVITY CENTRE	2,694,976,380.94
238	"NATIONAL DIRECTORATE OF EMPLOYMENT"	4,573,425,260.69
239	GENEVA LABOUR DESK OFFICE	406,453,024.04
240	"FEDERAL MINISTRY OF SCIENCE AND TECHNOLOGY - HQTRS"	2,011,562,328.46
241	"NATIONAL AGENCY FOR SCIENCE AND ENGINEERING INFRASTRUCTURES HQTRS"	496,048,434.21
242	"SHEDA SCIENCE AND TECHNOLOGY COMPLEX - ABUJA"	356,916,863.15
243	"NIGERIA NATURAL MEDICINE DEVELOPMENT AGENCY"	180,714,512.13
244	"NATIONAL SPACE RESEARCH AND DEVELOPMENT AGENCY - ABUJA"	231,277,902.89
245	"CENTRE FOR ATMOSPHERIC RESEARCH - ANYIGBA, KOGI STATE"	44,557,238.59
246	"ADVANCED SPACE TECHNOLOGY APPLICATION LABORATORY UYO AKWA IBOM STATE"	8,659,304.36
247	"CENTRE FOR GEODESY AND GEODYNAMICS - TORO BAUCHI STATE"	178,192,263.24
248	"AFRICAN REGIONAL CENTRE FOR SPACE EDUCATION - ILE IFE, OSUN STATE"	20,228,818.35
249	"CENTRE FOR SPACE TRANSPORT PROPULSION - EPE, LAGOS"	51,375,421.71
250	"CENTRE FOR BASIC SPACE SCIENCE - NSUKKA,"	189,868,475.28
251	"NATIONAL CENTRE FOR REMOTE SENSING - JOS, PLATEAU STATE"	116,294,482.79
252	"ADVANCED AEROSPACE ENGINE LABORATORY, OKA - ONDO STATE"	2,946,240.00
253	"ADVANCED UNMANNED AERIAL LABORATORY, UBURU - EBONYI STATE"	6,708,660.75
254	"NASRDA INSTITUTE OF SPACE SCIENCE & ENGINEERING, ABUJA"	7,466,390.55
255	"ZONAL ADVANCED SPACE TECHNOLOGY APPLICATION, KASHERE - GOMBE STATE"	4,463,183.92
256	"ZONAL ADVANCE SPACE TECHNOLOGY APPLICATION, LANGTANG , PLATEAU STATE"	9,314,580.00
257	COOPERATIVE INFORMATION NETWORK	712,800.00
258	"NATIONAL BIOTECHNOLOGY DEVELOPMENT AGENCY - ABUJA"	186,777,954.69
259	"BIORESOURCE DEVELOPMENT CENTRE JALINGO, TARABA STATE"	47,704,047.60
260	"BIORESOURCE DEVELOPMENT CENTRE ODI, BAYELSA STATE"	25,595,999.76
261	"BIORESOURCE DEVELOPMENT CENTRE OGBOMOSO, OYO STATE"	8,051,817.47
262	"BIORESOURCE DEVELOPMENT CENTRE OWODE, OGUN STATE"	47,200,953.30
263	"BIORESOURCE DEVELOPMENT CENTRE AROCHUKWU, ABIA STATE"	14,812,237.77
264	"BIORESOURCE DEVELOPMENT CENTRE KANO, KANO STATE"	19,222.50
265	"BIORESOURCE DEVELOPMENT CENTRE - EFFRAYA, CROSS RIVER STATE"	21,559.99
266	"AQUATIC BIORESOURCES TRAINING CENTRE TUNARI TARABA STATE"	980,371.92
267	"BIORESOURCE DEVELOPMENT CENTRE DAPCHI, YOBE STATE"	11,202,800.40
268	"BIORESOURCE DEVELOPMENT CENTRE DIKWA BORNO STATE"	21,200,552.99
269	"BIORESOURCE DEVELOPMENT CENTRE BILIRI GOMBE STATE"	2,577,882.29
270	"BIORESOURCE DEVELOPMENT CENTRE CHIBOK, BORNO STATE"	18,583,871.08
271	"BIORESOURCE DEVELOPMENT CENTRE, LANGTANG PLATEAU STATE"	556,050.00
272	"BIORESOURCE DEVELOPMENT CENTRE MAKURDI, BENUE STATE"	10,228,368.15
273	"BIORESOURCE DEVELOPMENT CENTRE, MICHKA ADAMAWA STATE"	1,584,000.00
274	"BIORESOURCE DEVELOPMENT CENTRE, ABAGANA ANAMBRA STATE"	3,597,000.00



NOTE 20		
AMORTIZATION CHARGES -- contd.		
S/N	MDA	Amortization Charges
		250101
		₦
275	"BIORESOURCE DEVELOPMENT CENTRE, OKA AKOKO ONDO STATE"	3,940,497.00
276	"BIORESOURCE DEVELOPMENT CENTRE, BOGORO, BAUCHI STATE"	4,239,316.39
277	"BOARD FOR TECHNOLOGY BUSINESS INCUBATOR CENTRE - ABUJA"	408,678,368.39
278	TECHNOLOGY INCUBATION CENTRE, GOMBE	742,500.00
279	TECHNOLOGY INCUBATION CENTRE, KATSINA	221,100.00
280	TECHNOLOGY INCUBATION CENTRE, LAFIA	1,193,766.75
281	TECHNOLOGY INCUBATION CENTRE, LOKOJA	961,297.68
282	"TECHNOLOGY INCUBATION CENTRE, MAKURDI"	726,000.00
283	NORTH CENTRAL ZONAL OFFICE, MINNA	1,970,100.00
284	SOUTH SOUTH ZONAL OFFICE, BENIN	7,748,513.56
285	SOUTH EAST ZONAL OFFICE, NNEWI	3,471,286.34
286	"TECHNOLOGY BUSINESS INCUBATOR CENTRE - AGEGE"	19,582,308.75
287	"TECHNOLOGY BUSINESS INCUBATOR CENTRE - ABA"	8,977,200.96
288	"TECHNOLOGY BUSINESS INCUBATOR CENTRE - KANO"	6,665,820.36
289	"TECHNOLOGY BUSINESS INCUBATOR CENTRE - NNEWI"	20,450,634.90
290	"TECHNOLOGY BUSINESS INCUBATOR CENTRE - CALABAR"	39,138.00
291	"TECHNOLOGY BUSINESS INCUBATOR CENTRE - MINNA"	7,387,075.17
292	"TECHNOLOGY BUSINESS INCUBATOR CENTRE - WARRI"	1,406,371.09
293	"TECHNOLOGY BUSINESS INCUBATOR CENTRE - MAIDUGURI"	11,140,573.95
294	"TECHNOLOGY BUSINESS INCUBATOR CENTRE - GUSAU"	84,038.08
295	"TECHNOLOGY BUSINESS INCUBATOR CENTRE - UYO"	1,256,584.90
296	"TECHNOLOGY BUSINESS INCUBATOR CENTRE - B/ KEBBI"	820,050.00
297	"TECHNOLOGY BUSINESS INCUBATOR CENTRE - IGBOTAKO"	4,148,566.62
298	"TECHNOLOGY BUSINESS INCUBATOR CENTRE - BAUCHI"	6,064,277.51
299	"TECHNOLOGY BUSINESS INCUBATOR CENTRE - IBADAN"	5,768,457.82
300	"TECHNOLOGY BUSINESS INCUBATOR CENTRE - BENIN"	6,925,745.89
301	"TECHNOLOGY BUSINESS INCUBATOR CENTRE - OKWE ONUIMO"	7,802,801.24
302	"TECHNOLOGY BUSINESS INCUBATOR CENTRE - ABEOKUTA"	2,564,347.50
303	"TECHNOLOGY BUSINESS INCUBATOR CENTRE - YOLA"	1,061,288.25
304	"TECHNOLOGY BUSINESS INCUBATOR CENTRE - JOS"	10,900,914.63
305	"TECHNOLOGY BUSINESS INCUBATOR CENTRE - YENEGOA"	15,110,787.10
306	"NATIONAL CENTRE FOR GENETIC RESEARCH AND BIOTECHNOLOGY - IBADAN"	21,378,368.70
307	"ELECTRONICS DEVELOPMENT INSTITUTE (ELDI), AWKA"	36,126,549.24
308	"NATIONAL CENTRE FOR TECHNOLOGY MANAGEMENT, HQTRS, ILE IFE"	61,621,790.72
309	"REGIONAL CENTRE FOR TECHNOLOGY MANAGEMENT (NACETEM - LAGOS)"	3,207,612.62
310	"NATIONAL ENGINEERING DESIGN AND DEVELOPMENT CENTRE -NNEWI"	27,541,967.16
311	AFRICA REGIONAL CENTRE FOR SPACE SCIENCE & TECHNOLOGY - ILE-IFE	63,928,500.33
312	"CENTRE FOR SATELLITE TECHNOLOGY DEVELOPMENT - ABUJA"	90,552,032.06
313	"NIGERIAN BUILDING AND ROAD RESEARCH INSTITUTE - LAGOS"	144,560,694.61
314	PROJECT DEVELOPMENT INSTITUTE - ENUGU	1,522,399,617.51
315	"NATIONAL OFFICE OF TECHNOLOGY ACQUISITION AND PROMOTION - ABUJA"	99,312,245.51
316	"NATIONAL RESEARCH INSTITUTE FOR CHEMICAL TECHNOLOGY -ZARIA"	753,189,818.16
317	"NIGERIAN INSTITUTE FOR TRYPANOSOMIASIS RESEARCH - KADUNA"	136,184,778.99
318	"FEDERAL INSTITUTE OF INDUSTRIAL RESEARCH -OSHODI"	215,322,179.38
319	"FEDERAL INSTITUTE OF INDUSTRIAL RESEARCH, ABUJA LIASON OFFICE"	2,470,427.12
320	"FEDERAL INSTITUTE OF INDUSTRIAL RESEARCH, NORTH WEST ZONAL OFFICE, KANO"	3,960,287.36



NOTE 20		
AMORTIZATION CHARGES -- contd.		
S/N	MDA	Amortization Charges
		250101
		₦
321	"FEDERAL INSTITUTE OF INDUSTRIAL RESEARCH, NORTH EAST ZONAL OFFICE, YOLA"	3,263,842.27
322	FEDERAL INSTITUTE OF INDUSTRIAL RESEARCH -LANGTANG	22,971,212.00
323	"FEDERAL INSTITUTE OF INDUSTRIAL RESEARCH, SOUTH WEST ZONAL OFFICE, OWODE"	5,777,090.91
324	"FEDERAL INSTITUTE OF INDUSTRIAL RESEARCH, SOUTH SOUTH ZONAL OFFICE,"	7,987,061.98
325	"FEDERAL INSTITUTE OF INDUSTRIAL RESEARCH, SOUTH EAST ZONAL OFFICE,"	112,732,279.28
326	"FEDERAL INSTITUTE OF INDUSTRIAL RESEARCH, NORTH CENTRAL ZONAL OFFICE,"	5,008,575.00
327	"SCIENCE EQUIPMENT DEVELOPMENT INSTITUTE- ENUGU"	377,637,399.81
328	"HYDRAULIC EQUIPMENT RESEARCH INSTITUTE - KANO"	114,093,953.92
329	"ENGINEERING MATERIALS DEVELOPMENT INSTITUTE - AKURE"	4,751,257.50
330	"NIGERIA INSTITUTE OF LEATHER AND SCIENCE TECHNOLOGY (NILEST) HQTRS"	325,001,861.58
331	"HEAVY LEATHER MANUFACTURE CENTRE, MAIDUGURI"	35,888,261.42
332	"LIGHT LEATHER MANUFACTURE CENTRE, SOKOTO"	32,852,545.23
333	"RAW HIDES & SKIN IMPROVEMENT CENTRE, JOS"	104,507,941.48
334	"EFFLUENT & POLLUTION MONITORING CENTRE, KANO"	13,886,171.57
335	"SOUTH-WEST REGIONAL CLUSTER RESEARCH & DEVELOPMENT CENTER, ABEOKUTA -OGUN STATE"	52,127,241.63
336	"SOUTH-EAST REGIONAL LEATHER RESEARCH & DEVELOPMENT EXTENSION CENTER, OWERRI - IMO STATE"	58,731,322.46
337	"SOUTH-SOUTH REGIONAL WARD BASE LEATHER RESEARCH & DEVELOPMENT EXTENSION CENTRE, AFUZE - EDO STATE"	38,351,535.32
338	"NIGERIA INSTITUTE FOR SCIENCE LABORATORY TECHNOLOGY - IBADAN"	86,188,023.61
339	"POWER EQUIPMENT AND ELECTRICAL MACHINERY DEVELOPMENT CENTRE - OKENE"	22,581,502.77
340	"TECHNOLOGY BUSINESS INCUBATOR CENTRE - ILORIN"	14,472,191.41
341	"TECHNOLOGY BUSINESS INCUBATOR CENTRE - TARABA"	56,661,649.24
342	"TECHNOLOGY BUSINESS INCUBATOR CENTRE - KADUNA"	8,928,397.50
343	"PROTOTYPE ENGINEERING DEVELOPMENT INSTITUTE , ILESHA"	27,685,116.38
344	"ADVANCE MANUFACTURING TECHNOLOGY PROGRAMME, TARABA"	16,666,215.25
345	SOKOTO ENERGY RESEARCH	23,788,682.79
346	"CENTRE FOR ENERGY RESEARCH AND DEVELOPMENT, NSUKA"	43,105,060.93
347	"NATIONAL CENTRE FOR ENERGY EFFICIENCY AND CONSERVATIVE,UNIVERSITY OF LAGOS."	23,120,936.68
348	"NATIONAL CENTRE FOR HYDROPOWER RESEARCH AND DEVELOPMENT ,UNIVERSITY OF ILORIN"	21,597,451.99
349	"NATIONAL CENTRE FOR ENERGY AND ENVIRONMENT ,UNIVERSITY OF BENIN"	590,946,311.84
350	"TECHNOLOGY BUSINESS INCUBATOR - ENUGU"	14,662,678.67
351	ENERGY COMMISSION OF NIGERIA	384,133,139.40
352	"NATIONAL CENTRE FOR PETROLEUM RESEARCH AND DEVELOPMENT (NCPRD), ABUBAKAR TAFAWA BALEWA UNIVERSITY BAUCHI"	111,688,159.71
353	"TECHNOLOGY BUSINESS INCUBATION CENTRE ADO-EKITI"	517,641,239.02
354	"FEDERAL MINISTRY OF TRANSPORT - HQTRS"	1,175,485,127.31
355	"NIGERIAN INSTITUTE OF TRANSPORT TECHNOLOGY"	4,071,486,743.33
356	NIGERIAN RAILWAY	41,263,931.20
357	"NATIONAL INLAND WATERWAYS AUTHORITY"	1,196,068,754.66
358	MARITIME ACADEMY, ORON	24,062,797.34
359	"COUNCIL FOR THE REGULATION OF FREIGHT FORWARDING IN NIGERIA"	655,220,124.80
360	FEDERAL MINISTRY OF AVIATION	1,446,282,634.95
361	NIGERIA CIVIL AVIATION AUTHORITY, IKEJA, LAGOS	70,740,658.23
362	"NIGERIAN COLLEGE OF AVIATION TECHNOLOGY-ZARIA"	337,996,418.07
363	NIGERIAN METEOROLOGICAL AGENCY	91,547,358.31
364	ACCIDENT AND INVESTIGATION BUREAU	5,304,437,267.32
365	FEDERAL INLAND REVENUE SERVICES	329,762,668.35
366	"FEDERAL MINISTRY OF POWER - HQTRS"	997,162,133.28



NOTE 20		
AMORTIZATION CHARGES -- <i>contd.</i>		
S/N	MDA	Amortization Charges
		250101
		₦
367	"NIGERIAN ELECTRICITY REGULATORY COMMISSION"	106,480,658.18
368	"NIGERIAN ELECTRICITY MANAGEMENT SERVICES AGENCY (NEMSA) HQTRS"	2,738,451,221.84
369	"NATIONAL POWER TRAINING INSTITUTE"	199,839,657.77
370	"NIGERIA ELECTRICITY LIABILITY MANAGEMENT LIMITED"	2,603,920,774.52
371	"TRANSMISSION COMPANY OF NIGERIA"	1,141,309,639.78
372	"NIGERIAN BULK ELECTRICITY TRADING PLC"	3,220,395,523.00
373	"FEDERAL MINISTRY OF WORKS AND HOUSING"	3,781,659,285.10
374	"OFFICE OF THE SURVEYOR-GENERAL OF THE FEDERATION"	736,032,202.04
375	FEDERAL SCHOOL OF SURVEY, OYO	26,393,031.42
376	"FEDERAL ROAD MAINTENANCE AGENCY"	78,484,364.19
377	"COUNCIL FOR THE REGULATION OF ENGINEERING IN NIGERIA (COREN)"	17,934,648.75
378	SURVEY COUNCIL OF NIGERIA	175,989,194.60
379	"REGIONAL CENTRE FOR TRAINING IN AEROSPACE SURVEY"	2,389,336,825.90
380	"MINISTRY OF PETROLEUM RESOURCES HQTRS"	1,024,110,372.51
381	"DEPARTMENT OF PETROLEUM RESOURCES"	1,511,993,741.58
382	PETROLEUM TRAINING INSTITUTE	401,398,873.41
383	NIGERIA CONTENT DEVELOPMENT AND MONITORING BOARD	126,848,874.81
384	"PETROLEUM PRODUCTS PRICING REGULATORY AGENCY (PPRA)"	3,115,694,130.57
385	"NIGERIA NUCLEAR REGULATORY AUTHORITY"	162,906,651.57
386	"MINISTRY OF MINES AND STEEL DEVELOPMENT- HQTRS"	1,573,513,219.88
387	"COUNCIL OF NIGERIAN MINING ENGINEERS AND GEOSCIENCES"	230,919,699.71
388	"NIGERIAN GEOLOGICAL SURVEY AGENCY."	556,063,351.98
389	"NATIONAL STEEL RAW MATERIALS EXPLORATION AGENCY, KADUNA"	327,465,333.15
390	"NATIONAL METALLURGICAL DEVELOPMENT CENTRE, JOS"	117,242,395.20
391	"METALLURGICAL TRAINING INSTITUTE, ONITSHA"	43,482,723.68
392	"NATIONAL IRON ORE MINING PROJECT - ITAKPE"	58,275,107.72
393	"NIGERIA INSTITUTE OF MINING AND GEOSCIENCE"	30,209,661.18
394	"NIGERIA MINING CADASTRE OFFICE & CENTRES"	217,246,832.20
395	"SOLID MINERAL DEVELOPMENT FUND OFFICE"	95,890,194.73
396	"NATIONAL SALARIES, INCOMES AND WAGES COMMISSION"	167,944,382.94
397	"REVENUE MOBILIZATION, ALLOCATION, AND FISCAL COMMISSION"	3,406,920,007.47
398	FISCAL RESPONSIBILITY COMMISSION	262,104,284.46
399	"FEDERAL MINISTRY OF WATER RESOURCES - HQTRS"	2,649,719,880.16
400	"NIGERIA HYDROLOGICAL SERVICE AGENCY"	175,851,145.66
401	ANAMBRA/ IMO RBDA	46,724,224.96
402	BENIN/ OWENA RBDA	822,493,837.39
403	CHAD BASIN RBDA	93,589,100.55
404	CROSS RIVER RBDA	32,750,009.97
405	HADEJIA-JAMA'Á,ÁARE RBDA	303,437,065.52
406	LOWER BENUE RBDA	133,365,738.60
407	LOWER NIGER RBDA	497,495,898.36
408	NIGER DELTA RBDA	507,520,738.27
409	OGUN/ OSUN RBDA	101,938,193.20
410	SOKOTO RIMA RBDA	198,303,086.64
411	UPPER BENUE RBDA	62,002,275.52
412	UPPER NIGER RBDA	268,186,200.26





NOTE 20		
AMORTIZATION CHARGES -- contd.		
S/N	MDA	Amortization Charges
		250101
		₦
413	"NATIONAL WATER RESOURCES INSTITUTE- KADUNA"	253,885,863.39
414	"NIGERIA INTEGRATED WATER MANAGEMENT COMMISSION"	197,006,046.64
LAW & JUSTICES SECTOR		
415	NATIONAL JUDICIAL COUNCIL- ABUJA	449,569,466.17
416	COURT OF APPEAL	50,677,617.40
417	FEDERAL HIGH COURT-ABUJA	55,061,057.27
418	HIGH COURT OF JUSTICE-FCT ABUJA	10,946,100.00
419	NATIONAL INDUSTRIAL COURT	14,850,000.00
420	FEDERAL JUDICIARY SERVICE COMMISSION-ABUJA	13,142,745.00
421	"FEDERAL MINISTRY OF JUSTICE - HQTRS"	3,212,730,113.62
422	"NIGERIAN LAW REFORM COMMISSION"	418,441,398.54
423	LEGAL AID COUNCIL	6,107,673.00
424	COUNCIL OF LEGAL EDUCATION	52,800,000.00
425	"NIGERIA INSTITUTE OF ADVANCED LEGAL STUDIES"	7,226,010.00
426	"NATIONAL HUMAN RIGHTS COMMISSION"	39,444,240.00
427	"REGIONAL CENTRE FOR INT'L COMMERCIAL ARBITRATION"	8,015,707.66
428	"NATIONAL DRUG LAW ENFORCEMENT AGENCY"	257,103,716.59
429	NIGERIAN COPYRIGHT COMMISSION	18,817,656.00
430	"NATIONAL AGENCY FOR THE PROHIBITION OF TRAFFIC IN PERSONS"	590,318,680.55
431	"INDEPENDENT CORRUPT PRACTICES AND RELATED OFFENCES COMMISSION"	286,816,188.55
432	CODE OF CONDUCT BUREAU	307,825,880.95
REGIONAL SECTOR		
433	"FEDERAL MINISTRY OF NIGER DELTA HQTRS"	2,103,969,479.38
SOCIAL SECTOR		
434	"FEDERAL MINISTRY OF YOUTH & SPORTS DEVELOPMENT - HQTRS"	712,492,216.67
435	"CITIZENSHIP AND LEADERSHIP TRAINING CENTRE"	294,228.00
436	"NATIONAL YOUTH SERVICE CORPS (NYSC)"	68,100,741.78
437	NIGERIA FOOTBALL FEDERATION	9,059,821.62
438	NIGERIA INSTITUTE FOR SPORTS (NIS)	9,294,475.97
439	"FEDERAL MINISTRY OF WOMEN AFFAIRS - HQTRS"	2,271,449,170.39
440	"NATIONAL CENTRE FOR WOMEN DEVELOPMENT"	1,463,053,912.57
441	FEDERAL MINISTRY OF EDUCATION - HQTRS	11,725,335,372.54
442	"UNIVERSAL BASIC EDUCATION (UBE) COMMISSION"	101,606,865.36
443	"NATIONAL INSTITUTE FOR EDUCATION PLANNING & ADMINISTRATION"	186,748,204.39
444	NATIONAL LIBRARY OF NIGERIA	114,689,190.59
445	MASS LITERACY COUNCIL	357,395,972.09
446	NOMADIC EDUCATION COMMISSION	375,198,839.91
447	"NATIONAL EDUCATION RESEARCH & DEVELOPMENT COUNCIL"	150,839,506.95
448	"TEACHERS REGISTRATION COUNCIL OF NIGERIA"	195,499,866.10
449	"COMPUTER REGISTRATION COUNCIL OF NIGERIA"	3,410,467.50
450	"NATIONAL COMMISSION FOR COLLEGE EDUCATION SECRETARIAT"	219,993,390.34
451	NATIONAL TEACHERS INSTITUTE	2,370,913,892.68
452	FEDERAL POLYTECHNIC ADO-EKITI	101,264,298.39
453	FEDERAL POLYTECHNIC BAUCHI	27,610,058.75
454	FEDERAL POLYTECHNIC KAURA-NAMODA	17,855,952.38
455	FEDERAL POLYTECHNIC MUBI	35,312,120.91



NOTE 20		
AMORTIZATION CHARGES -- <i>contd.</i>		
S/N	MDA	Amortization Charges
		250101
		₦
456	FEDERAL POLYTECHNIC NASARAWA	6,647,364.60
457	"AKANU IBIAM FEDERAL POLYTECHNIC, UNWANA - AFIKPO"	6,272,107.96
458	FEDERAL POLYTECHNIC KADUNA	43,782,664.06
459	FEDERAL POLYTECHNIC OFFA	5,214,380.49
460	FEDERAL POLYTECHNIC EDE	17,345,362.62
461	FEDERAL POLYTECHNIC AUCHI	28,657,396.68
462	FEDERAL POLYTECHNIC NEKEDE	16,036,890.61
463	FEDERAL POLYTECHNIC OKO	19,789,140.56
464	FEDERAL POLYTECHNIC HUSSAINI ADAMU	22,857,849.94
465	FEDERAL POLYTECHNIC GWANDU	215,160.00
466	FEDERAL POLYTECHNIC ILARO	13,346,998.50
467	YABA COLLEGE OF TECHNOLOGY	35,271,153.50
468	FEDERAL POLYTECHNIC BALI	5,470,185.27
469	FEDERAL POLYTECHNIC BONNY	18,061,694.71
470	FEDERAL POLYTECHNIC UKANA	44,878,171.33
471	"NATIONAL INSTITUTE FOR CONSTRUCTION TECHNOLOGY UROMI, EDO STATE"	17,817,926.78
472	"FEDERAL POLYTECHNIC, ILE-OLUJI, ONDO STATE"	10,175,985.44
473	FEDERAL COLLEGE OF EDUCATION ABEOKUTA	19,462,966.71
474	FEDERAL COLLEGE OF EDUCATION AKOKA	5,689,887.85
475	FEDERAL COLLEGE OF EDUCATION ASABA	24,750.00
476	FEDERAL COLLEGE OF EDUCATION BICHI	32,144,100.08
477	FEDERAL COLLEGE OF EDUCATION GOMBE	11,175,372.93
478	FEDERAL COLLEGE OF EDUCATION GUSAU	90,787.95
479	FEDERAL COLLEGE OF EDUCATION KANO	30,100,052.59
480	FEDERAL COLLEGE OF EDUCATION KATSINA	23,607,967.91
481	"FEDERAL COLLEGE OF EDUCATION KOTANGORA"	56,361,564.19
482	FEDERAL COLLEGE OF EDUCATION OBUDU	329,010.00
483	FEDERAL COLLEGE OF EDUCATION OKENE	38,164,588.45
484	FEDERAL COLLEGE OF EDUCATION OMUKU	7,890,126.98
485	FEDERAL COLLEGE OF EDUCATION ONDO	20,767,928.14
486	FEDERAL COLLEGE OF EDUCATION PANKSHIN	6,879,036.24
487	FEDERAL COLLEGE OF EDUCATION POTISKUM	63,296,646.37
488	FEDERAL COLLEGE OF EDUCATION YOLA	4,325,473.68
489	"ALVAN IKOKU COLLEGE OF EDUCATION, OWERRI"	680,055.09
490	"NATIONAL UNIVERSITIES COMMISSION SECRETARIAT"	851,816,294.52
491	UNIVERSITY OF LAGOS	267,657,749.76
492	UNIVERSITY OF NIGERIA, NNSUKA	87,844,828.75
493	AHMADU BELLO UNIVERSITY, ZARIA	62,568,333.15
494	OBAFEMI AWOLowo UNIVERSITY	40,737,728.88
495	UNIVERSITY OF BENIN	21,298,385.46
496	UNIVERSITY OF JOS	161,512,728.79
497	UNIVERSITY OF CALABAR	13,752,607.94
498	UNIVERSITY OF ILORIN	74,759,957.36
499	UNIVERSITY OF PORT HARCOURT	3,493,929.06
500	"ABUBAKAR TAFAWA BALEWA UNIVERSITY, BAUCHI"	46,437,332.14
501	UNIVERSITY OF TECHNOLOGY, OWERRI	6,488,432.61



NOTE 20		
AMORTIZATION CHARGES -- contd.		
S/N	MDA	Amortization Charges
		250101
		₦
502	FEDERAL UNIVERSITY OF TECHNOLOGY, AKURE	11,304,899.22
503	FEDERAL UNIVERSITY OF TECHNOLOGY, YOLA	98,384,585.23
504	UNIVERSITY OF UYO	6,462,902.49
505	UNIVERSITY OF MAIDUGURI	580,789,275.36
506	NNAMDI AZIKIWE UNIVERSITY, AWKA	46,946,513.22
507	BAYERO UNIVERSITY, KANO	194,202,852.14
508	USMAN DAN FODIO UNIVERSITY, SOKOTO	2,702,485.17
509	NATIONAL MATHEMATICAL CENTRE, SHEDA	271,714,712.91
510	"FRENCH LANGUAGE VILLAGE BADAGARY, LAGOS"	3,027,915.00
511	FEDERAL UNIVERSITY OYE-EKITI	10,599,814.86
512	FEDERAL UNIVERSITY OTUOKE	14,551,885.34
513	FEDERAL UNIVERSITY DUTSE	4,884,698.48
514	"ALEX EKWUEME FEDERAL UNIVERSITY NDUFU ALIKE IKWO"	7,865,816.64
515	FEDERAL UNIVERSITY DUTSIN-MA	1,236,180.00
516	FEDERAL UNIVERSITY KASHERE	26,919,094.53
517	FEDERAL UNIVERSITY LOKOJA	71,891,638.27
518	FEDERAL UNIVERSITY WUKARI	88,006,110.89
519	FEDERAL UNIVERSITY OF BERNIN KEBBI	11,491,046.94
520	FEDERAL UNIVERSITY OF GASHUA	2,633,639.78
521	"INTERNATIONAL CENTRE FOR BIOTECHNOLOGY, UNIVERSITY OF NIGERIA NSUKKA, ENUGU STATE"	70,680,918.02
522	"DIVISION OF AGRICULTURAL COLLEGE, ABU ZARIA"	18,666,945.47
523	"FEDERAL UNIVERSITY OF PETROLEUM RESOURCES, EFFURUN"	14,792,751.20
524	NATIONAL OPEN UNIVERSITY	31,102,956.74
525	FGC AZARE	311,850.00
526	FGC DAURA	5,742,016.21
527	FGC GANYE	16,958,777.27
528	FGC IJANIKIN	7,407,580.52
529	FGC IKET NISE	5,189,662.40
530	FGC IKURIN	7,496,902.12
531	FGC KIYAWA	2,079,000.00
532	FGC MAIDUGURI	21,898,191.34
533	FGC OHAFIA	1,835,151.91
534	FGC ONITSHA	15,884,765.61
535	FGGC BWARI	294,030.00
536	FGGC EFON ALAYE	77,880.00
537	FGGC EFON IMNRINGI	8,797,641.67
538	FGGC EZZAMGBO ABAKALIKI	4,483,139.60
539	FGGC GBOKO	3,926,390.45
540	FGGC ILORIN	3,167,402.49
541	FGGC IPETUMODU	3,630,000.00
542	FGGC JALINGO	3,299,523.72
543	FGGC OYO	8,134,500.00
544	FGGC GUMI TAMBAWAL	953,304.00
545	FGGC UMUAHIA	49,674,150.41
546	FSTC AWKA	2,752,855.88
547	FSTC TUNGBO - YENAGOA	2,341,627.46



NOTE 20		
AMORTIZATION CHARGES -- <i>contd.</i>		
S/N	MDA	Amortization Charges
		250101
		₦
551	FTC OTUPKO	4,498,620.43
552	FTC SHIRORO	264,330.00
553	FTC UYO	66,000.00
554	QUEEN'S COLLEGE LAGOS	20,355,467.17
555	SULEJA ACADEMY	4,954,715.32
556	"LIBRARIANS REGISTRATION COUNCIL OF NIGERIA"	35,155,742.85
557	UNESCO PARIS	7,281,609.27
558	"NATIONAL BOARD FOR TECHNICAL EDUCATION"	142,076,751.05
559	"NATIONAL BOARD FOR ARABIC AND ISLAMIC STUDIES (NBAIS) HQTRS"	107,916,745.85
560	FEDERAL MINISTRY OF HEALTH - HQTRS	10,702,228,223.99
561	NATIONAL HEALTH INSURANCE SCHEME	269,567,959.65
562	"NATIONAL PRIMARY HEALTH CARE DEVELOPMENT AGENCY"	2,926,779,624.39
563	NATIONAL ARBOVIRUS AND VECTOR RESEARCH	62,741,317.02
564	RADIOGRAPHERS REGISTRATION BOARD	12,840,366.91
565	DENTAL TECHNOLOGY REGISTRATION BOARD	7,167,739.02
566	HEALTH RECORDS REGISTRATION BOARD	18,933,390.17
567	"OPTOMETRIST AND DISPENSING OPTICIANS BOARD OF NIGERIA"	6,292,440.00
568	NURSING AND MIDWIFERY COUNCIL	23,030,122.50
569	PHARMACIST COUNCIL OF NIGERIA COUNCIL	19,045,430.76
570	MEDICAL AND DENTAL COUNCIL OF NIGERIA	29,586,843.87
571	MEDICAL REHABILITATION THERAPY BOARD	2,311,113.73
572	NURSE TUTOR TRAINING - ENUGU	890,999.68
573	"NATIONAL POST GRADUATE MEDICAL COLLEGE OF NIGERIA-IJANIKIN LAGOS"	2,739,000.00
574	LAGOS UNIVERSITY TEACHING HOSPITAL	6,600,000.00
575	"AHMADU BELLO UNIVERSITY TEACHING HOSPITAL"	790,214,155.05
576	"UNIVERSITY OF NIGERIA TEACHING HOSPITAL, ENUGU"	7,356,765.08
577	UNIVERSITY OF BENIN TEACHING HOSPITAL	32,887,593.71
578	"OBAFEMI AWOLowo UNIVERSITY TEACHING HOSPITAL"	294,913.58
579	"UNIVERSITY OF ILORIN TEACHING HOSPITAL, ILORIN"	27,290,213.52
580	"UNIVERSITY OF PORT-HARCOURT TEACHING HOSPITAL"	79,836,029.18
581	"UNIVERSITY OF MAIDUGURI TEACHING HOSPITAL"	544,723,717.85
582	"USMANU DANFODIO UNIVERSITY TEACHING HOSPITAL, SOKOTO"	16,542,703.65
583	AMINU KANO UNIVERSITY TEACHING HOSPITAL	104,154,989.31
584	"NNAMDI AZIKIWE UNIVERSITY TEACHING HOSPITAL, NNEWI"	14,438,578.64
585	"UNIVERSITY OF ABUJA TEACHING HOSPITAL, GWAGWALADA"	59,309,266.51
586	"ABUBAKAR TAFAWA BALEWA UNIVERSITY TEACHING HOSPITAL BAUCHI"	238,466,229.38
587	FEDERAL TEACHING HOSPITAL, GOMBE	19,108,153.35
588	FEDERAL TEACHING HOSPITAL, IDO-EKITI	33,672,209.99
589	IRRUA SPECIALIST TEACHING HOSPITAL, IRRUA	28,254,410.89
590	UNIVERSITY OF UYO TEACHING HOSPITAL	27,319,200.74
591	FEDERAL MEDICAL CENTRE - ABUJA	26,763,647.96
592	FEDERAL PSYCHIATRIC HOSPITAL ENUGU	20,485,804.84
593	FEDERAL PSYCHIATRIC HOSPITAL MAIDUGURI	5,093,068.20
594	"FEDERAL NEURO-PSYCHIATRIC HOSPITAL, KWARE-SOKOTO"	26,074,655.27
595	FEDERAL NEURO-PSYCHIATRIC HOSPITAL YABA	1,523,976.30
596	"FEDERAL NEURO-PSYCHIATRIC HOSPITAL ABEOKUTA"	459,690.00



NOTE 20		
AMORTIZATION CHARGES -- <i>contd.</i>		
S/N	MDA	Amortization Charges
		250101
		₦
597	"FEDERAL COLLEGE OF COMPLEMENTARY AND ALTERNATIVE MEDICINE, NIGERIA"	14,933,853.00
598	FEDERAL PSYCHIATRIC HOSPITAL BENIN CITY	4,365,501.87
599	"NATIONAL ORTHOPAEDIC HOSPITAL DALA KANO"	119,596,950.00
600	NATIONAL ORTHOPAEDIC HOSPITAL ENUGU	810,004.80
601	"NATIONAL TB AND LEPROSY REFERRED HOSPITAL AND TRAINING, ZARIA"	98,778,497.20
602	FEDERAL MEDICAL CENTRE, UMUAHIA	55,160,613.20
603	FEDERAL MEDICAL CENTRE ABEOKUTA	28,578,000.00
604	FEDERAL MEDICAL CENTRE, OWERRI	92,648,879.88
605	FEDERAL MEDICAL CENTRE, MAKURDI	101,966,571.18
606	FEDERAL MEDICAL CENTRE, KATSINA	18,411,437.85
607	FEDERAL MEDICAL CENTRE, NGURU YOBE	16,972,850.98
608	FEDERAL MEDICAL CENTRE, ASABA	140,710,168.03
609	FEDERAL MEDICAL CENTRE, BIDA	90,563,945.83
610	FEDERAL MEDICAL CENTRE, GUSAU ZAMFARA	62,409,165.86
611	FEDERAL MEDICAL CENTRE, YOLA ADAMAWA	25,570,995.95
612	FEDERAL MEDICAL CENTRE, AZARE BAUCHI	15,346,854.60
613	FEDERAL MEDICAL CENTRE, KEBBI STATE	4,950,000.00
614	FEDERAL MEDICAL CENTRE, TARABA STATE	23,033,010.00
615	FEDERAL MEDICAL CENTRE, JIGAWA STATE	3,303,488.10
616	FEDERAL MEDICAL CENTRE, NASARAWA STATE	227,154,770.72
617	NATIONAL EYE CENTRE KADUNA	117,626,943.49
618	NATIONAL EAR CARE CENTRE KADUNA	13,795,073.22
619	INTERCOUNTRY CENTRE FOR ORAL HEALTH JOS	36,894,729.63
620	"FEDERAL SCHOOL OF MEDICAL LABORATORY JOS"	131,437,668.66
621	NIGERIA CENTRE FOR DISEASE CONTROL ABUJA	544,074,632.24
622	"NATIONAL INST. OF PHARM. RESEARCH AND DEVELOPMENT, ABUJA"	97,660,443.80
623	"NIGERIAN INSTITUTE OF MEDICAL RESEARCH, YABA"	432,048,266.79
624	INSTITUTE OF PUBLIC ANALYSTS OF NIGERIA	2,437,307.40
625	"MEDICAL LAB. SCIENCE COUNCIL OF NIGERIA, YABA"	12,280,166.46
626	"FEDERAL SCHOOL OF OCCUPATIONAL THERAPY, YABA"	810,811.98
627	INSTITUTE OF CHARTERED CHEMISTS OF NIGERIA	18,481,990.03
628	"INSTITUTE OF FORENSICS SCIENCE LABORATORY-OSHODI"	5,878,590.96
629	NATIONAL BLOOD TRANSFUSION SERVICE(NBTS)	1,774,393.50
630	"NATIONAL OBSTETRIC FITSULA CENTRE, ABAKALIKI"	11,550.00
631	NATIONAL OBSTETRIC FISTULA CENTRE BAUCHI	3,893,993.40
632	NATIONAL OBSTETRIC FISTULA CENTRE KATSINA	9,886,668.00
633	NATIONAL HOSPITAL	93,069,569.32
634	"FEDERAL MINISTRY OF ENVIRONMENT HEADQUARTERS"	3,737,895,409.58
635	NATIONAL PARK HEADQUARTERS	91,074,455.64
636	KAINJI NATIONAL PARK	48,448,315.88
637	OYO NATIONAL PARK	40,458,704.47
638	CHAD BASIN NATIONAL PARK	41,121,236.01
639	GASHAKA GUMTI NATIONAL PARK	35,759,885.85
640	CROSS RIVER NATIONAL PARK	18,299,292.84
641	KAMUKU NATIONAL PARK	12,186,953.60
642	OKUMU NATIONAL PARK	4,380,569.33



NOTE 20		
AMORTIZATION CHARGES -- <i>contd.</i>		
S/N	MDA	Amortization Charges
		250101
		₦
643	"FEDERAL COLLEGE OF WILDLIFE MANAGEMENT - NEW BUSSA"	3,129,379.79
644	FEDERAL COLLEGE OF FORESTRY IBADAN	187,790.13
645	FEDERAL COLLEGE OF FORESTRY JOS	1,100,131.36
646	"RESOURCES MANAGEMENT, SAKPOBA, EDO STATE (SOUTH -SOUTH)"	7,750,123.63
647	"RESOURCES MANAGEMENT, MAIDUGURI, BORNO STATE (NORTH EAST)"	7,703,254.07
648	"RESOURCES MANAGEMENT, EBONYI STATE (SOUTH -EAST)"	10,959,621.22
649	FORESTRY RESEARCH INSTITUTE OF IBADAN	2,497,102,923.99
650	FORESTRY MECHANISATION COLLEGE AFAKA	4,536,675.00
651	NATIONAL OIL SPILL DETECTION AND RESPONSE AGENCY	119,286,024.75
652	NATIONAL ENVIRONMENTAL STANDARDS AND REGULATIONS ENFORCEMENT AGENCY	60,541,575.50
653	ENVIRONMENTAL HEALTH REGISTRATION COUNCIL OF NIGERIA	834,134,223.71
654	NATIONAL AGENCY FOR GREAT GREEN WALL HQTRS	246,654,719.74
655	NATIONAL BIOSAFETY MANAGEMENT AGENCY (NBMA) HQTRS	66,055,795.62
656	NATIONAL POPULATION COMMISSION	2,457,149,937.91
657	"MINISTRY OF HUMANITARIAN AFFAIRS, DISASTER MANAGEMENT AND SOCIAL DEVELOPMENT"	458,966,266.41
658	"NATIONAL EMERGENCY MANAGEMENT AGENCY"	27,324,084.54
659	NATIONAL SOCIAL INVESTMENT OFFICE	253,521,432.74
660	NATIONAL COMMISSION FOR REFUGEES	3,949,334,618.51
	GRAND-TOTAL	404,177,173,344.49





NOTE 22		
FINANCIAL CHARGES - GENERAL		
S/N	MDA	FINANCIAL CHARGES - GENERAL
		220209
		₦
ADMINISTRATIVE SECTOR		
1	STATE HOUSE - HQTRS	262,837.50
2	STATE HOUSE OPERATIONS - PRESIDENT	22,252.50
3	"STATE HOUSE OPERATIONS - VICE PRESIDENT"	16,017.50
4	"OFFICE OF THE CHIEF SECURITY OFFICER TO THE PRESIDENT"	2,257.50
5	STATE HOUSE MEDICAL CENTRE	3,332.50
6	STATE HOUSE LAGOS LIAISON OFFICE	1,827.50
7	OFFICE OF THE SENIOR SPECIAL ASSISTANT TO THE PRESIDENT -NIGER ELTA	70,197.50
8	"OFFICE OF THE SENIOR SPECIAL ASSISTANT TO THE PRESIDENT - MDGS (OSSAP-MDGS)"	202,745.00
9	NIPSS, KURU	1,222,387.50
10	BUREAU OF PUBLIC ENTERPRISES (BPE)	5,267.50
11	"ECONOMIC AND FINANCIAL CRIMES COMMISSION (EFCC)"	625,939.04
12	"NIGERIAN FINANCIAL INTELLIGENCE UNIT (NFIU)"	48,160.00
13	"BUREAU OF PUBLIC PROCUREMENT (BPP)"	27,197.50
14	"NIGERIA EXTRACTIVE INDUSTRIES TRANSPARENCY INITIATIVE (NEITI)"	17,129,132.65
15	"NIGERIA ATOMIC ENERGY COMMISSION & ITS CENTRES"	5,160.00
16	"OFFICE OF THE CHIEF ECONOMIC ADVISER TO THE PRESIDENT"	1,397.50
17	NASS MANAGEMENT	421,804,820.50
18	SENATE	1,496,396,798.35
19	HOUSE OF REPRESENTATIVES	1,587,004,324.82
20	NATIONAL ASSEMBLY COMMISSION	77,639,708.14
21	GENERAL SERVICE	970,025,928.00
22	"MINISTRY OF DEFENCE - MOD HQTRS"	1,121,152.50
23	DEFENCE HEADQUARTERS	3,479,667.50
24	"DEFENCE RESEARCH AND DEVELOPMENT BUREAU"	22,252.50
25	NIGERIAN ARMY	37,625.00
26	NIGERIAN NAVY	126,312.50
27	NIGERIAN AIRFORCE	19,254,289.75
28	"AIRFORCE INSTITUTE OF TECHNOLOGY, KADUNA"	1,091,632.17
30	NIGERIAN DEFENCE COLLEGE	51,762,561.42
31	"COMMAND AND STAFF COLLEGE, JAJI"	762,616.45
32	"NIGERIAN ARMED FORCES RESETTLEMENT CENTRE,"	49,020.00
33	"DEFENCE INDUSTRIES CORPORATION OF NIGERIA (DICON)"	11,287.50
34	DEFENCE MISSIONS	53,340,550.40
35	MILITARY PENSION BOARD	16,125.00
36	"DEFENCE SPACE ADMINISTRATION"	48,052.50
37	"MINISTRY OF FOREIGN AFFAIRS - HQTRS"	67,725.00
38	"NIGERIANS IN DIASPORA COMMISSION (NIDC)"	2,150.00
39	TECHNICAL AIDS CORPS	33,325.00
40	"FOREIGN SERVICE ACADEMY (FSA)"	817,870.00
41	"INSTITUTE FOR PEACE AND CONFLICT RESOLUTION"	601,182.50
42	"DIRECTORATE OF TECHNICAL COOP. IN AFRICA"	39,025.00
43	"NIGERIAN INSTITUTE OF INTERNATIONAL AFFAIRS, LAGOS"	2,828,262.50
44	FOREIGN MISSION: ABIDJAN	2,627,220.08



NOTE 22		
FINANCIAL CHARGES - GENERAL -- <i>contd.</i>		
S/N	MDA	FINANCIAL CHARGES - GENERAL
		220209
		₦
45	FOREIGN MISSION: ACCRA	332,685.75
46	"FOREIGN MISSION: ADDIS ABABA"	2,349,765.18
47	FOREIGN MISSION: ALGIERS	1,579,692.06
48	FOREIGN MISSION: ANKARA	14,527,458.42
49	FOREIGN MISSION: ATHENS	3,819,399.98
50	FOREIGN MISSION: ATLANTA	11,248,591.77
51	FOREIGN MISSION: BAMAKO	116,074.91
52	FOREIGN MISSION: BANGKOK	2,313,163.46
53	FOREIGN MISSION: BANGUI	9,032,317.48
54	FOREIGN MISSION: BANJUL	1,391,197.53
55	FOREIGN MISSION: BATA	7,178,732.42
56	FOREIGN MISSION: BEIJING	14,546,908.69
57	FOREIGN MISSION: BEIRUT	1,553,785.54
58	FOREIGN MISSION: BERLIN	16,281,092.76
59	FOREIGN MISSION: BERNE	9,845,551.41
60	FOREIGN MISSION: BISSAU	1,394,213.30
61	FOREIGN MISSION: BRASILIA	10,592,662.42
62	FOREIGN MISSION: BRAZAVILLE	19,375,517.21
63	FOREIGN MISSION: BRUSSELS	292,235.42
64	FOREIGN MISSION:BUCHAREST	2,534,509.96
65	FOREIGN MISSION: BUEA	7,648,885.89
66	"FOREIGN MISSION: BUENOS AIRES"	24,400,259.40
67	"FOREIGN MISSION: BUJUMBURA"	1,996,278.58
68	FOREIGN MISSION: CAIRO	478,013.87
69	FOREIGN MISSION: CANBERRA	2,458,841.62
70	FOREIGN MISSION: CARACAS	121,916.53
71	FOREIGN MISSION: CONAKRY	2,628,596.74
72	FOREIGN MISSION: COTONOU	3,909,368.52
73	FOREIGN MISSION:DAMASCUS	1,356,930.31
74	"FOREIGN MISSION: DAR-ES-SALAAM"	2,293,181.38
75	FOREIGN MISSION: DOUALA	872,476.68
76	FOREIGN MISSION: DUBLIN	9,324,905.53
77	FOREIGN MISSION: FREETOWN	4,607,355.71
78	"FOREIGN MISSION: GABORONE"	4,351,775.00
79	FOREIGN MISSION: GENEVA	20,350,114.85
80	FOREIGN MISSION: HANOI	2,806,879.69
81	FOREIGN MISSION: HARARE	11,782,892.54
82	"FOREIGN MISSION: HONGKONG"	955,884.44
83	FOREIGN MISSION:	9,280.60
84	FOREIGN MISSION: JAKARTA	2,144,221.17
85	FOREIGN MISSION: JEDDAH	1,099,215.56
86	"FOREIGN MISSION: JOHANNESBURG"	27,166,335.71
87	FOREIGN MISSION: KAMPALA	2,337,278.15
88	FOREIGN MISSION:KHARTOUM	2,841,421.21
89	FOREIGN MISSION: KIEV	4,537,562.79






NOTE 22		
FINANCIAL CHARGES - GENERAL -- <i>contd.</i>		
S/N	MDA	FINANCIAL CHARGES - GENERAL
		220209
		₦
90	"FOREIGN MISSION: KIGALI RWANDA"	1,907,630.60
91	FOREIGN MISSION: KINSHASA	601,106.06
92	FOREIGN MISSION: KUWAIT	177,560.48
93	FOREIGN MISSION: LIBREVILLE	776,055.93
94	FOREIGN MISSION: LISBON	3,163,589.39
95	FOREIGN MISSION: LOME	1,315,451.11
96	FOREIGN MISSION: LUANDA	6,075,609.09
97	FOREIGN MISSION: LUSAKA	730,478.32
98	FOREIGN MISSION: MADRID	8,393,664.86
99	FOREIGN MISSION: MALABO	1,624,673.33
100	FOREIGN MISSION: MANILLA	14,808.75
101	FOREIGN MISSION: MAPUTO	704,775.28
102	"FOREIGN MISSION: MEXICO CITY"	2,754,728.77
103	FOREIGN MISSION: MONROVIA	3,311,515.00
104	FOREIGN MISSION: MOSCOW	4,574,786.91
105	FOREIGN MISSION: NAIROBI	55,265,811.94
106	"FOREIGN MISSION: N'DJAMENA"	14,285,058.75
107	FOREIGN MISSION: NEW DELHI	1,893,758.69
108	"FOREIGN MISSION: NEW YORK (CG)"	12,063,039.55
109	"FOREIGN MISSION: NEW YORK (PM)"	102,231,552.77
110	FOREIGN MISSION: NIAMEY	3,731,544.00
111	"FOREIGN MISSION: NNJC - NIAMEY"	1,626,243.46
112	FOREIGN MISSION: OTTAWA	2,084,528.75
113	"FOREIGN MISSION: OUAGADOUGOU"	891,012.72
114	FOREIGN MISSION: PARIS	3,484,711.72
115	"FOREIGN MISSION: PORT OF SPAIN"	640,191.14
116	FOREIGN MISSION: PRETORIA	114,715,858.24
117	"FOREIGN MISSION: PYONG YANG"	741,886.29
118	FOREIGN MISSION: RABAT	4,233,657.74
119	FOREIGN MISSION: RIYADH	456,173.18
120	FOREIGN MISSION: ROME	18,350,979.50
121	FOREIGN MISSION: SAO TOME	3,065,067.89
122	FOREIGN MISSION: SEOUL	3,885,282.87
123	FOREIGN MISSION: SHANGHAI	2,242,676.62
124	FOREIGN MISSION: SINGAPORE	2,837,598.62
125	"FOREIGN MISSION: STOCKHOLM"	1,858,477.91
126	FOREIGN MISSION: TEHRAN	6,924,966.88
127	FOREIGN MISSION: TEL AVIV	14,154,822.05
128	FOREIGN MISSION: THE HAGUE	4,880,769.28
129	FOREIGN MISSION: TOKYO	9,694,764.12
130	FOREIGN MISSION: TRIPOLI	6,135,713.00
131	FOREIGN MISSION: TUNIS	759,490.34
132	FOREIGN MISSION: VIENNA	9,974,158.62
133	FOREIGN MISSION: WARSAW	2,559,574.23
134	FOREIGN MISSION: WINDHOEK	4,561,946.70



NOTE 22		
FINANCIAL CHARGES - GENERAL -- <i>contd.</i>		
S/N	MDA	FINANCIAL CHARGES - GENERAL
		220209
		₦
135	FOREIGN MISSION: YAOUNDE	332,685.75
136	"FOREIGN MISSION, JUBA, SOUTH SUDAN"	2,951,234.44
137	FOREIGN MISSIONS, ABU DHAB	45,144,052.49
138	"FOREIGN MISSION LILONGWE, MALAWI"	916,790.99
139	"FOREIGN MISSION PRAQUE, CZECH REPUBLIC"	12,773,005.32
140	FOREIGN MISSION VATICAN	3,193,074.25
141	"CONSULATE GENERAL FRANKFURT, GERMANY"	2,069,236.73
142	"FOREIGN MISSION DOHA, QATAR"	103,971.36
143	"FOREIGN MISSION GUANGZHOU, CHINA"	767,853.57
144	"FEDERAL MINISTRY OF INFORMATION & CULTURE - HQTRS"	881,295.50
145	NIGERIAN TELEVISION AUTHORITY	22,251,012.27
146	"FEDERAL RADIO CORPORATION OF NIGERIA"	817,287.05
147	NEWS AGENCY OF NIGERIA	5,711,819.63
148	VOICE OF NIGERIA	55,577.50
149	NIGERIAN FILM CORPORATION	93,038.11
150	NATIONAL BROADCASTING	7,397,468.37
151	NIGERIA PRESS COUNCIL	532,978.15
152	"NATIONAL FILM AND VIDEO CENSOR BOARD"	108,318.25
153	"NIGERIAN TOURISM DEVELOPMENT CORPORATION"	58,600.00
154	"NATIONAL COMMISSION FOR MUSEUMS AND MONUMENTS"	3,253,195.00
155	"NATIONAL COUNCIL OF ARTS AND CULTURE"	3,225.00
156	"CENTRE FOR BLACK AFRICAN ARTS AND CIVILISATION"	7,525.00
157	NATIONAL TROUPE OF NIGERIA	537.50
158	NATIONAL THEATRE	1,935.00
159	NATIONAL GALLERY OF ART	831,825.00
160	NATIONAL INST. OF HOSPITALITY AND TOURISM DEVELOPMENT STUDIES	1,351,785.10
161	"NATIONAL INSTITUTE FOR CULTURE ORIENTATION"	1,435,878.00
162	"INSTITUTE OF ARCHEOLOGY AND MUSEUM STUDIES, JOS"	1,827.50
163	NATIONAL ORIENTATION AGENCY	33,862.50
164	MINISTRY OF INTERIOR - HQTRS	2,008,868.75
165	NIGERIA CORRECTIONAL SERVICE	44,842,484.50
166	NIGERIA IMMIGRATION SERVICE	77,361,200.00
167	"NIGERIA SECURITY AND CIVIL DEFENCE CORPS"	151,081,623.50
168	"CIVIL DEFENCE, IMMIGRATION AND PRISON SERVICE BOARD (CIPB)"	24,402.50
169	CUSTOM, IMMIGRATION, PRISON PENSION OFFICE (CIPPO)	51,277.50
170	FEDERAL FIRE SERVICE	146,534,839.00
171	"POLICE FORMATIONS AND COMMANDS"	955,738,822.46
172	"OFFICE OF THE HEAD OF THE CIVIL SERVICE OF THE FEDERATION - HQTRS"	73,530.00
173	"FEDERAL GOVT STAFF HOUSING LOANS BOARD"	2,472.50
174	"ADMINISTRATIVE STAFF COLLEGE OF NIGERIA"	6,665.00
175	"WEST AFRICAN MGT. DEVT. INSTITUTES NETWORK"	1,075.00
176	FEDERAL TRAINING CENTRE, ENUGU	1,612.50
177	FEDERAL TRAINING CENTRE, ILORIN	107.50
178	FEDERAL TRAINING CENTRE, CALABAR	4,515.00
179	PUBLIC SERVICE INSTITUTE OF NIGERIA.	1,290.00






NOTE 22		
FINANCIAL CHARGES - GENERAL -- <i>contd.</i>		
S/N	MDA	FINANCIAL CHARGES - GENERAL
		220209
		₦
180	BUREAU OF PUBLIC SERVICE REFORMS	7,525.00
181	"AUDITOR GENERAL FOR THE FEDERATION"	72,586,532.50
182	PUBLIC COMPLAINTS COMMISSION	1,049,632.90
183	FEDERAL CIVIL SERVICE COMMISSION	12,040.00
184	INDEPENDENT NATIONAL ELECTORAL COMMISSION	407,196.82
185	FEDERAL CHARACTER COMMISSION	5,578,546.72
186	"FEDERAL MINISTRY OF POLICE AFFAIRS"	498,249.00
187	"MINISTRY OF COMMUNICATION TECHNOLOGY HQTRS"	84,387.50
188	NIGERIA COMMUNICATION SATELLITE	430.00
189	NIPOST	430.00
190	PRESIDENTIAL AIR FLEETS (STATE HOUSE)	118,643,855.00
191	CODE OF CONDUCT TRIBUNAL	20,210.00
192	"INFRASTRUCTURE CONCESSION REGULATORY COMMISSION"	6,847,777.50
193	POLICE SERVICE COMMISSION HQTRS	22,575.00
194	"SECRETARY TO THE GOVERNMENT OF THE FEDERATION HQTRS"	17,939,016.65
195	LAGOS LIAISON OFFICE	2,365.00
196	"NATIONAL IDENTITY MANAGEMENT COMMISSION"	6,019,906.26
197	FEDERAL ROAD SAFETY COMMISSION	72,316,138.45
198	"NEW PARTNERSHIP FOR AFRICAN DEVELOPMENT"	4,091,484.53
199	"NATIONAL AGENCY FOR THE CONTROL OF AIDS (NACA)"	3,333,603.79
200	"NATIONAL HAJJ COMMISSION OF NIGERIA"	51,062.50
201	"NIGERIA CHRISTIAN PILGRIM COMMISSION"	14,835.00
202	"NATIONAL BOUNDARY COMMISSION (NBC) HQTRS"	9,890.00
203	"BORDER COMMUNITIES DEVELOPMENT AGENCY (BCDA) HQTRS"	11,612,360.04
204	"FEDERAL MINISTRY OF SPECIAL DUTIES & INTER - GOVERNMENTAL AFFAIRS HQTRS"	10,212.50
205	TERTIARY EDUCATION TRUST FUND	49,790,612.03
ECONOMIC SECTOR		
206	"FEDERAL MINISTRY OF AGRICULTURE AND RURAL DEVELOPMENT HQTRS"	552,721.00
207	"FEDERAL COLLEGE OF PRODUCE INSPECTION AND STORED PRODUCTS TECHNOLOGY, KANO"	464,075.00
208	"AGRICULTURAL RESEARCH AND MANAGEMENT INSTITUTE (ARMTI) - ILORIN"	903,778.25
209	"NATIONAL CENTRE FOR AGRICULTURAL MECHANISATION- ILORIN"	8,277.50
210	"NATIONAL CEREALS RESEARCH INSTITUTE- BADEGGI"	1,044,182.50
211	"NATIONAL VETERINARY RESEARCH INSTITUTE- VOM"	2,040,167.00
212	"NATIONAL ROOT CROPS RESEARCH INSTITUTE- UMUDIKE"	1,023,547.50
213	"INSTITUTE OF AGRICULTURAL RESEARCH- ZARIA"	7,095.00
214	"NATIONAL ANIMAL PRODUCT RESEARCH INSTITUTE- ZARIA"	12,470.00
215	"NATIONAL HORTICULTURAL RESEARCH INSTITUTE- IBADAN"	1,888,057.50
216	COCOA RESEARCH INSTITUTE- IBADAN	538,825.00
217	"INSTITUTE OF AGRICULTURAL RESEARCH AND TRAINING- IBADAN"	815,665.00
218	RUBBER RESEARCH INSTITUTE- BENIN	2,781,720.00
219	"NATIONAL INSTITUTE OF FRESHWATER FISH- NEW BUSSA"	1,066,903.76
220	"NATIONAL AGRIC. EXTENSION RESEARCH LIAISON SERVICES- ZARIA"	18,382.50
221	VETERINARY COUNCIL OF NIGERIA	1,290.00
222	"FEDERAL COLLEGE OF ANIMAL HEALTH AND PRODUCTION TECHNOLOGY - IBADAN"	1,879,967.50
223	FEDERAL COLLEGE OF AGRICULTURE - AKURE	901,727.37



NOTE 22		
FINANCIAL CHARGES - GENERAL -- contd.		
S/N	MDA	FINANCIAL CHARGES - GENERAL
		220209
		₦
224	"FEDERAL COLLEGE OF AGRICULTURE, MOORE PLANTATION- IBADAN"	1,936,012.50
225	"FEDERAL COLLEGE OF AGRICULTURE - ISHIAGU"	2,042.50
226	"FEDERAL COLLEGE OF FRESH WATER FISHERIES TECHNOLOGY - NEW BUSSA"	10,642.50
227	"FEDERAL COLLEGE OF ANIMAL HEALTH AND PRODUCTION TECHNOLOGY - VOM"	9,837,538.22
228	"COLLEGE OF VETERINARY AND MEDICAL LABORATORY TECHNOLOGY - VOM"	15,895.00
229	"FEDERAL COLLEGE OF FRESH WATER FISHERIES - BAGA"	107.50
230	"FEDERAL COLLEGE OF FISHERIES AND MARINE TECHNOLOGY - LAGOS"	63,547.50
231	FEDERAL CO-OPERATIVE COLLEGE- IBADAN	5,052.50
232	FEDERAL CO-OPERATIVE COLLEGE- KADUNA	17,200.00
233	FEDERAL CO-OPERATIVE COLLEGE- OJI RIVER	4,080,860.00
234	"FEDERAL COLLEGE OF LAND RESOURCES TECHNOLOGY - OWERRI"	3,655.00
235	"FEDERAL COLLEGE OF LAND RESOURCES TECHNOLOGY, KURU - JOS"	404,717.50
236	"FEDERAL COLLEGE OF HORTICULTURE, DADIN-KOWA, GOMBE"	752.50
237	NIGERIAN INSTITUTE OF ANIMAL SCIENCE	31,555.00
238	"NIGERIAN INSTITUTE OF SOIL SCIENCE (NISS) HQTRS"	9,352.50
239	"NIGERIA STORED PRODUCTS RESEARCH, ILORIN"	74,590.00
240	NATIONAL AGRICULTURE SEEDS COUNCIL	14,512.50
241	"NIGERIA AGRICULTURAL QUARANTINE SERVICE"	3,090,202.50
242	"AGRICULTURAL RESEARCH COUNCIL OF NIGERIA"	1,062,396.86
243	LAKE CHAD RESEARCH INSTITUTE MAIDUGURI	556,139.55
244	"NIGERIA INSTITUTE OF OCEANOGRAPHY AND MARINE RESEARCH"	86,924.50
245	"FEDERAL UNIVERSITY OF AGRICULTURE, ABEOKUTA"	31,989,278.65
246	"FEDERAL UNIVERSITY OF AGRICULTURE, MAKURDI"	17,630.00
247	"MICHAEL OKPARA UNIVERSITY OF AGRICULTURE, UMUDIKE"	16,407,900.03
248	"FEDERAL MINISTRY OF FINANCE, BUDGET AND NATIONAL PLANNING - HQTRS"	5,578,007.50
249	DEBT MANAGEMENT OFFICE	2,295,658.37
250	INVESTMENT AND SECURITIES TRIBUNAL	2,109,256.25
251	"OFFICE OF THE ACCOUNTANT-GENERAL OF THE FEDERATION"	5,170,683.25
252	CONSOLIDATED REVENUE FUND	2,447,609,705,182.66
253	FPO ABAKALIKI	215.00
254	FPO AWKA	645.00
255	FPO BAUCHI	107.50
256	FPO BENIN	107.50
257	FPO CALABAR	860.00
258	FPO DAMATURU	215.00
259	FPO ENUGU	1,182.50
260	FPO GUSUA	2,042.50
261	FPO IBADAN	860.00
262	FPO ILORIN	107.50
263	FPO LAGOS I	84,117.50
264	FPO LAGOS II	215.00
265	FPO LOKOJA	322.50
266	FPO MAIDUGURI	107.50
267	FPO MAKURDI	2,257.50
268	FPO MINNA	136,211.50

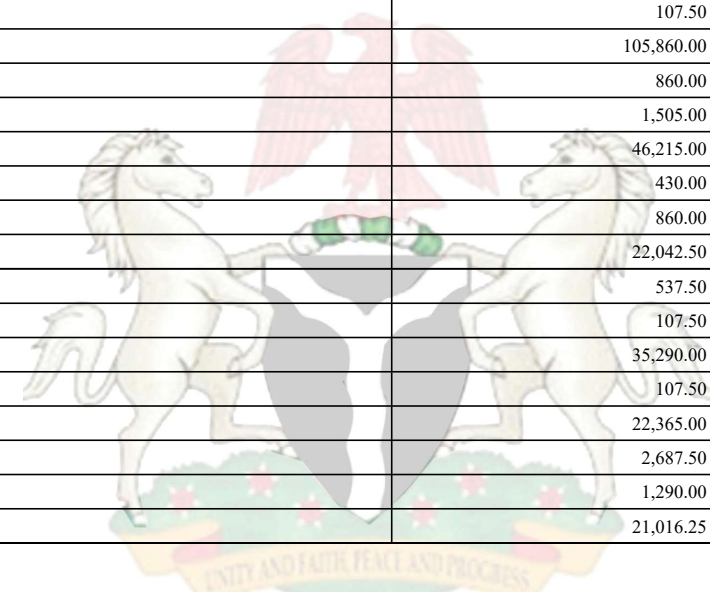




NOTE 22		
FINANCIAL CHARGES - GENERAL -- <i>contd.</i>		
S/N	MDA	FINANCIAL CHARGES - GENERAL
		220209
		₦
269	FPO PORT-HARCOURT	215.00
270	FPO UYO	107.50
271	FPO YENOGA	752.50
272	SUB-TREASURER OF THE FEDERATION	752.50
273	FEDERAL TREASURY ACADEMY OROZO	645.00
274	ZONAL OFFICE ENUGU	860.00
275	ZONAL OFFICE IBADAN	645.00
276	"PENSION TRANSITIONAL ARRANGEMENT DEPARTMENT (PTAD) HQTRS"	16,925,881.92
277	BUDGET OFFICE OF THE FEDERATION	4,843,383.98
278	"CENTRE FOR MANAGEMENT DEVELOPMENT DEVELOPMENT"	271,776.75
279	NATIONAL BUREAU OF STATISTICS	73,530.00
280	"NIGERIA INSTITUTE OF SOCIAL AND ECONOMIC RESEARCH"	4,138,170.50
281	"FEDERAL MINISTRY OF INDUSTRY, TRADE AND INVESTMENT - HQTRS"	4,316,912.00
282	"STANDARD ORGANIZATION OF NIGERIA"	344,097,533.00
283	INDUSTRIAL TRAINING FUND	2,325,655.00
284	"NIGERIAN EXPORT PROMOTION COUNCIL"	18,108,051.89
285	"NIGERIAN EXPORT PROCESSING ZONES AUTHORITY"	1,636,435.96
286	CONSUMER PROTECTION COUNCIL	7,700,266.13
287	"LAGOS INTERNATIONAL TRADE FAIR COMPLEX MANAGEMENT BOARD"	1,290.00
288	FEDERAL PRODUCE INSPECTION	5,160.00
289	"OIL AND GAS FREE ZONES AUTHORITY, NIGERIA (OGFZA)"	75,000.00
290	"TAFAWA BALEWA SQUARE MANAGEMENT BOARD"	9,974,281.84
291	"NIGERIA COMMODITY EXCHANGE (NCX)"	594,585.00
292	SMEDAN - H/QTRS	7,364,097.20
293	"NIGERIAN INVESTMENT PROMOTION COUNCIL HQTRS"	14,512.50
294	"NIGERIA OFFICE FOR TRADE NEGOTIATION (NOTN) ABUJA"	8,492.50
295	"FEDERAL MINISTRY OF LABOUR AND EMPLOYMENT - HQTRS"	61,167.50
296	INDUSTRIAL ARBITRATION PANEL	19,780.00
297	"MICHAEL IMODU INSTITUTE OF LABOUR STUDIES"	9,137.50
298	NATIONAL PRODUCTIVITY CENTRE	1,937,212.50
299	"NATIONAL DIRECTORATE OF EMPLOYMENT"	7,456,224.47
300	"FEDERAL MINISTRY OF SCIENCE AND TECHNOLOGY - HQTRS"	78,797.50
301	"NATIONAL AGENCY FOR SCIENCE AND ENGINEERING INFRASTRUCTURES HQTRS"	36,550.00
302	"SHEDA SCIENCE AND TECHNOLOGY COMPLEX - ABUJA"	818,705.00
303	"NIGERIA NATURAL MEDICINE DEVELOPMENT AGENCY"	4,622.50
304	"NATIONAL SPACE RESEARCH AND DEVELOPMENT AGENCY - ABUJA"	48,052.50
305	"CENTRE FOR ATMOSPHERIC RESEARCH - ANYIGBA, KOGI STATE"	1,182.50
306	"ADVANCED SPACE TECHNOLOGY APPLICATION LABORATORY UYO AKWA IBOM STATE"	2,902.50
307	"CENTRE FOR GEODESY AND GEODYNAMICS - TORO BAUCHI STATE"	712,687.50
308	"CENTRE FOR SPACE TRANSPORT PROPULSION - EPE, LAGOS"	3,117.50
309	"CENTRE FOR BASIC SPACE SCIENCE - NSUKKA."	752.50
310	"NATIONAL CENTRE FOR REMOTE SENSING - JOS, PLATEAU STATE"	880,722.50
311	"ZONAL ADVANCE TECHNOLOGY LABORATORY - KANO, KANO STATE"	1,720.00
312	"ADVANCED AIRCRAFT ENGINEERING LABORATORY, GUSAU - ZAMFARA STATE"	107.50
313	"ADVANCED AEROSPACE ENGINE LABORATORY, OKA - ONDO STATE"	752.50



NOTE 22		
FINANCIAL CHARGES - GENERAL -- <i>contd.</i>		
S/N	MDA	FINANCIAL CHARGES - GENERAL
		220209
		₦
314	"ADVANCED UNMANNED AERIAL LABORATORY, UBURU - EBONYI STATE"	1,397.50
315	"NASRDA INSTITUTE OF SPACE SCIENCE & ENGINEERING, ABUJA"	2,687.50
316	"ZONAL ADVANCED SPACE TECHNOLOGY APPLICATION, KASHERE - GOMBE STATE"	11,825.00
317	"ZONAL ADVANCE SPACE TECHNOLOGY APPLICATION, LANGTANG , PLATEAU STATE"	1,290.00
318	COOPERATIVE INFORMATION NETWORK	1,397.50
319	"NATIONAL BIOTECHNOLOGY DEVELOPMENT AGENCY - ABUJA"	1,827.50
320	"BIORESOURCE DEVELOPMENT CENTRE ABUJA, FCT"	3,117.50
321	"BIORESOURCE DEVELOPMENT CENTRE JALINGO, TARABA STATE"	430.00
322	"BIORESOURCE DEVELOPMENT CENTRE KATSINA, KATSINA STATE"	1,397.50
323	"BIORESOURCE DEVELOPMENT CENTRE ODI, BAYELSA STATE"	537.50
324	"BIORESOURCE DEVELOPMENT CENTRE OWODE, OGUN STATE"	2,472.50
325	"BIORESOURCE DEVELOPMENT CENTRE - EFFRAYA, CROSS RIVER STATE"	752.50
326	"AQUATIC BIORESOURCES TRAINING CENTRE IDAH KOGI STATE"	1,505.00
327	"AQUATIC BIORESOURCES TRAINING CENTRE TUNARI TARABA STATE"	1,505.00
328	"BIORESOURCE DEVELOPMENT CENTRE DAPCHI, YOBE STATE"	860.00
329	"BIORESOURCE DEVELOPMENT CENTRE DIKWA BORNO STATE"	645.00
330	"BIORESOURCE DEVELOPMENT CENTRE, ILORIN KWARA STATE"	1,397.50
331	"BIORESOURCE DEVELOPMENT CENTRE, ABAGANA ANAMBRA STATE"	1,182.50
332	"BIORESOURCE DEVELOPMENT CENTRE, BOGORO, BAUCHI STATE"	537.50
333	"BIORESOURCE DEVELOPMENT CENTRE, UBURU EBONYI STATE"	107.50
334	"BOARD FOR TECHNOLOGY BUSINESS INCUBATOR CENTRE - ABUJA"	359,005.00
335	NORTH WEST ZONAL OFFICE, KANO	55,860.00
336	SOUTH WEST ZONAL OFFICE, LAGOS	537.50
337	"TECHNOLOGY BUSINESS INCUBATOR CENTRE - ABA"	1,397.50
338	"TECHNOLOGY BUSINESS INCUBATOR CENTRE - KANO"	110,726.63
339	"TECHNOLOGY BUSINESS INCUBATOR CENTRE - CALABAR"	81,182.50
340	"TECHNOLOGY BUSINESS INCUBATOR CENTRE - MINNA"	215.00
341	"TECHNOLOGY BUSINESS INCUBATOR CENTRE - WARRI"	101,505.00
342	"TECHNOLOGY BUSINESS INCUBATOR CENTRE - MAIDUGURI"	41,612.50
343	"TECHNOLOGY BUSINESS INCUBATOR CENTRE - GUSAU"	107.50
344	"TECHNOLOGY BUSINESS INCUBATOR CENTRE - SOKOTO"	105,860.00
345	"TECHNOLOGY BUSINESS INCUBATOR CENTRE - UYO"	860.00
346	"TECHNOLOGY BUSINESS INCUBATOR CENTRE - B/ KEBBI"	1,505.00
347	"TECHNOLOGY BUSINESS INCUBATOR CENTRE - IGBOTAKO"	46,215.00
348	"TECHNOLOGY BUSINESS INCUBATOR CENTRE - BAUCHI"	430.00
349	"TECHNOLOGY BUSINESS INCUBATOR CENTRE - IBADAN"	860.00
350	"TECHNOLOGY BUSINESS INCUBATOR CENTRE - BENIN"	22,042.50
351	"TECHNOLOGY BUSINESS INCUBATOR CENTRE - OKWE ONUIMO"	537.50
352	"TECHNOLOGY BUSINESS INCUBATOR CENTRE - ABEOKUTA"	107.50
353	"TECHNOLOGY BUSINESS INCUBATOR CENTRE - YOLA"	35,290.00
354	"TECHNOLOGY BUSINESS INCUBATOR CENTRE - JOS"	107.50
355	"TECHNOLOGY BUSINESS INCUBATOR CENTRE - YENEGOA"	22,365.00
356	"NATIONAL CENTRE FOR GENETIC RESEARCH AND BIOTECHNOLOGY - IBADAN"	2,687.50
357	"ELECTRONICS DEVELOPMENT INSTITUTE (ELDI), AWKA"	1,290.00
358	"NATIONAL CENTRE FOR TECHNOLOGY MANAGEMENT, HQTRS, ILE IFE"	21,016.25

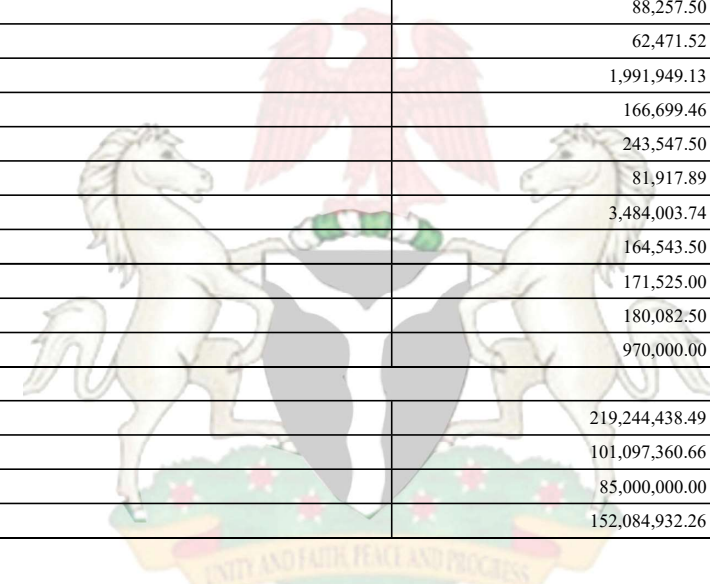




NOTE 22		
FINANCIAL CHARGES - GENERAL -- contd.		
S/N	MDA	FINANCIAL CHARGES - GENERAL
		220209
		₦
359	"REGIONAL CENTRE FOR TECHNOLOGY MANAGEMENT (NACETEM - LAGOS)"	2,687.50
360	"NATIONAL ENGINEERING DESIGN AND DEVELOPMENT CENTRE -NNEWI"	2,150.00
361	"CENTRE FOR SATELLITE TECHNOLOGY DEVELOPMENT - ABUJA"	4,622.50
362	"NIGERIAN BUILDING AND ROAD RESEARCH INSTITUTE - LAGOS"	103,737.50
363	PROJECT DEVELOPMENT INSTITUTE - ENUGU	7,310.00
364	"NATIONAL OFFICE OF TECHNOLOGY ACQUISITION AND PROMOTION - ABUJA"	1,725,480.50
365	"NATIONAL RESEARCH INSTITUTE FOR CHEMICAL TECHNOLOGY -ZARIA"	13,007.50
366	"NIGERIAN INSTITUTE FOR TRYPANOSOMIASIS RESEARCH - KADUNA"	11,712.50
367	"FEDERAL INSTITUTE OF INDUSTRIAL RESEARCH -OSHODI"	9,782.50
368	"SCIENCE EQUIPMENT DEVELOPMENT INSTITUTE- ENUGU"	222,300.60
369	"HYDRAULIC EQUIPMENT RESEARCH INSTITUTE - KANO"	4,945.00
370	"ENGINEERING MATERIALS DEVELOPMENT INSTITUTE - AKURE"	1,290.00
371	"NIGERIA INSTITUTE OF LEATHER AND SCIENCE TECHNOLOGY (NILEST) HQTRS"	537.50
372	"RAW HIDES & SKIN IMPROVEMENT CENTRE, JOS"	107.50
373	"SOUTH-SOUTH REGIONAL WARD BASE LEATHER RESEARCH & DEVELOPMENT EXTENSION CENTRE, AFUZE - EDO STATE"	-0.01
374	"NIGERIA INSTITUTE FOR SCIENCE LABORATORY TECHNOLOGY - IBADAN"	743,870.00
375	"POWER EQUIPMENT AND ELECTRICAL MACHINERY DEVELOPMENT CENTRE - OKENE"	1,290.00
376	"SCIENCE EQUIPMENT DEVELOPMENT INTITUTE - MINNA"	279,887.50
377	"TECHNOLOGY BUSINESS INCUBATOR CENTRE - ILORIN"	967.50
378	"TECHNOLOGY BUSINESS INCUBATOR CENTRE - KADUNA"	1,505.00
379	"ADVANCE MANUFACTURING TECHNOLOGY PROGRAMME, TARABA"	3,655.00
380	SOKOTO ENERGY RESEARCH	967.50
381	"CENTRE FOR ENERGY RESEARCH AND DEVELOPMENT, NSUKA"	201,397.50
382	"NATIONAL CENTRE FOR ENERGY EFFICIENCY AND CONSERVATIVE,UNIVERSITY OF LAGOS."	150,537.50
383	"NATIONAL CENTRE FOR HYDROPOWER RESEARCH AND DEVELOPMENT ,UNIVERSITY OF ILORIN"	1,183,155.00
384	"NATIONAL CENTRE FOR ENERGY AND ENVIRONMENT ,UNIVERSITY OF BENIN"	512,902.50
385	"TECHNOLOGY BUSINESS INCUBATOR - ENUGU"	1,720.00
386	ENERGY COMMISSION OF NIGERIA	23,327.50
387	"NATIONAL CENTRE FOR PETROLEUM RESEARCH AND DEVELOPMENT (NCPRD), ABUBAKAR TAFAWA BALEWA UNIVERSITY BAUCHI"	981,812.50
388	"TECHNOLOGY BUSINESS INCUBATION CENTRE ADO-EKITI"	64,738.89
389	"TECHNOLOGY BUSINESS INCUBATION CENTRE ILE-IFE"	3,225.00
390	"FEDERAL MINISTRY OF TRANSPORT - HQTRS"	435,267.50
391	"NIGERIAN INSTITUTE OF TRANSPORT TECHNOLOGY"	21,285.00
392	NIGERIAN RAILWAY	5,452,434.51
393	"NATIONAL INLAND WATERWAYS AUTHORITY"	181,782.50
394	MARITIME ACADEMY, ORON	2,796,827.84
395	"COUNCIL FOR THE REGULATION OF FREIGHT FORWARDING IN NIGERIA"	40,205.00
396	FEDERAL MINISTRY OF AVIATION	54,287.50
397	"NIGERIAN COLLEGE OF AVIATION TECHNOLOGY-ZARIA"	3,466,291.14
398	"FEDERAL MINISTRY OF POWER - HQTRS"	159,745.00
399	"NATIONAL RURAL ELECTRIFICATION AGENCY"	773,032.50
400	"NIGERIAN ELECTRICITY MANAGEMENT SERVICES AGENCY (NEMSA) HQTRS"	4,184,580.84
401	"NATIONAL POWER TRAINING INSTITUTE"	18,920.00
402	"NIGERIA ELECTRICITY LIABILITY MANAGEMENT LIMITED"	31,842,666.13



NOTE 22		
FINANCIAL CHARGES - GENERAL -- <i>contd.</i>		
S/N	MDA	FINANCIAL CHARGES - GENERAL
		220209
		₦
403	"TRANSMISSION COMPANY OF NIGERIA"	40,742.50
404	"NIGERIAN BULK ELECTRICITY TRADING PLC"	62,027.50
405	"FEDERAL MINISTRY OF WORKS AND HOUSING"	11,023,467.20
406	"OFFICE OF THE SURVEYOR-GENERAL OF THE FEDERATION"	21,392.50
407	"COUNCIL FOR THE REGULATION OF ENGINEERING IN NIGERIA (COREN)"	228,590.00
408	"MINISTRY OF PETROLEUM RESOURCES HQTRS"	24,617.50
409	"DEPARTMENT OF PETROLEUM RESOURCES"	150,285.00
410	PETROLEUM TRAINING INSTITUTE	1,442,641.83
411	"PETROLEUM PRODUCTS PRICING REGULATORY AGENCY (PPRA)"	279,822.50
412	"NIGERIA NUCLEAR REGULATORY AUTHORITY"	18,167.50
413	"MINISTRY OF MINES AND STEEL DEVELOPMENT- HQTRS"	85,462.50
414	"COUNCIL OF NIGERIAN MINING ENGINEERS AND GEOSCIENCES"	1,720.00
415	"NIGERIAN GEOLOGICAL SURVEY AGENCY."	167,257.50
416	"NATIONAL STEEL RAW MATERIALS EXPLORATION AGENCY, KADUNA"	3,320,067.41
417	"NATIONAL METALLURGICAL DEVELOPMENT CENTRE, JOS"	279,775.00
418	"METALLURGICAL TRAINING INSTITUTE, ONITSHA"	801,219.38
419	"NATIONAL IRON ORE MINING PROJECT - ITAKPE"	35,690.00
420	"NIGERIA INSTITUTE OF MINING AND GEOSCIENCE"	1,615,525.42
421	"NIGERIA MINING CADASTRE OFFICE & CENTRES"	16,877.50
422	AJAKUTA STEEL COMPANY LIMITED	2,687.50
423	"SOLID MINERAL DEVELOPMENT FUND OFFICE"	7,382,520.00
424	"NATIONAL SALARIES, INCOMES AND WAGES COMMISSION"	9,675.00
425	"REVENUE MOBILIZATION, ALLOCATION, AND FISCAL COMMISSION"	18,167.50
426	FISCAL RESPONSIBILITY COMMISSION	209,242.50
427	"FEDERAL MINISTRY OF WATER RESOURCES - HQTRS"	885,585.00
428	"NIGERIA HYDROLOGICAL SERVICE AGENCY"	319,637.50
429	ANAMBRA/ IMO RBDA	36,980.00
430	BENIN/ OWENA RBDA	326,010,799.54
431	CHAD BASIN RBDA	271,762.50
432	CROSS RIVER RBDA	88,257.50
433	HADEJIA-JAMA'Á,Á»ARE RBDA	62,471.52
434	LOWER BENUE RBDA	1,991,949.13
435	LOWER NIGER RBDA	166,699.46
436	NIGER DELTA RBDA	243,547.50
437	OGUN/ OSUN RBDA	81,917.89
438	SOKOTO RIMA RBDA	3,484,003.74
439	UPPER BENUE RBDA	164,543.50
440	UPPER NIGER RBDA	171,525.00
441	"NATIONAL WATER RESOURCES INSTITUTE- KADUNA"	180,082.50
442	"NIGERIA INTEGRATED WATER MANAGEMENT COMMISSION"	970,000.00
LAW & JUSTICES SECTOR		
443	NATIONAL JUDICIAL COUNCIL- ABUJA	219,244,438.49
444	SUPREME COURT OF NIGERIA	101,097,360.66
445	COURT OF APPEAL	85,000,000.00
446	FEDERAL HIGH COURT-ABUJA	152,084,932.26





NOTE 22		
FINANCIAL CHARGES - GENERAL -- <i>contd.</i>		
S/N	MDA	FINANCIAL CHARGES - GENERAL
		220209
		₦
447	HIGH COURT OF JUSTICE-FCT ABUJA	93,366,377.28
448	SHARIA COURT OF APPEAL-ABUJA	60,766,000.00
449	CUSTOMARY COURT OF APPEAL-ABUJA	58,711.25
450	NATIONAL INDUSTRIAL COURT	183,112,988.18
451	NATIONAL JUDICIAL INSTITUTE-ABUJA	45,804,830.70
452	JUDICIARY SERVICE COMMITTEE-FCT ABUJA	21,322,254.19
453	FEDERAL JUDICIARY SERVICE COMMISSION-ABUJA	70,572,557.46
454	"FEDERAL MINISTRY OF JUSTICE - HQTRS"	242,305.00
455	"NIGERIAN LAW REFORM COMMISSION"	1,284,625.01
456	LEGAL AID COUNCIL	1,432,673.00
457	COUNCIL OF LEGAL EDUCATION	88,454,000.42
458	"NIGERIA INSTITUTE OF ADVANCED LEGAL STUDIES"	526,370.17
459	"NATIONAL HUMAN RIGHTS COMMISSION"	35,375,634.35
460	"REGIONAL CENTRE FOR INT'L COMMERCIAL ARBITRATION"	1,397.50
461	"NATIONAL DRUG LAW ENFORCEMENT AGENCY"	28,810.00
462	NIGERIAN COPYRIGHT COMMISSION	30,745.00
463	"NATIONAL AGENCY FOR THE PROHIBITION OF TRAFFIC IN PERSONS"	27,412.50
464	"INDEPENDENT CORRUPT PRACTICES AND RELATED OFFENCES COMMISSION"	10,141,773.14
465	CODE OF CONDUCT BUREAU	63,640.00
REGIONAL SECTOR		
466	"FEDERAL CAPITAL TERRITORY ADMINISTRATION"	168,667.50
467	"FEDERAL MINISTRY OF NIGER DELTA HQTRS"	612,427.50
SOCIAL SECTOR		
468	"FEDERAL MINISTRY OF YOUTH & SPORTS DEVELOPMENT - HQTRS"	3,877,965.00
469	"CITIZENSHIP AND LEADERSHIP TRAINING CENTRE"	2,979,453.75
470	"NATIONAL YOUTH SERVICE CORPS (NYSC)"	1,327,880,747.50
471	NIGERIA FOOTBALL FEDERATION	124,554.68
472	NIGERIA INSTITUTE FOR SPORTS (NIS)	220,392.50
473	"FEDERAL MINISTRY OF WOMEN AFFAIRS - HQTRS"	147,597.50
474	"NATIONAL CENTRE FOR WOMEN DEVELOPMENT"	909,155.00
475	FEDERAL MINISTRY OF EDUCATION - HQTRS	450,210.00
476	"UNIVERSAL BASIC EDUCATION (UBE) COMMISSION"	6,557.50
477	"WEST AFRICAN EXAMINATION COUNCIL (INTERNATIONAL)"	4,192.50
478	"WEST AFRICAN EXAMINATION COUNCIL (LOCAL)"	366,575.00
479	"NATIONAL INSTITUTE FOR EDUCATION PLANNING & ADMINISTRATION"	939,347.50
480	NATIONAL LIBRARY OF NIGERIA	3,794,894.12
481	NATIONAL EXAMINATIONS COUNCIL	30,976,896.00
482	MASS LITERACY COUNCIL	80,087.50
483	NOMADIC EDUCATION COMMISSION	2,484,721.24
484	"NATIONAL EDUCATION RESEARCH & DEVELOPMENT COUNCIL"	15,157.50
485	"NATIONAL BUSINESS AND TECHNICAL EDUCATION BOARD"	2,954,905.75
486	"TEACHERS REGISTRATION COUNCIL OF NIGERIA"	7,974,050.03
487	"COMPUTER REGISTRATION COUNCIL OF NIGERIA"	624,958.00
488	"NATIONAL COMMISSION FOR COLLEGE EDUCATION SECRETARIAT"	21,128,221.59
489	NATIONAL TEACHERS INSTITUTE	8,365,689.46



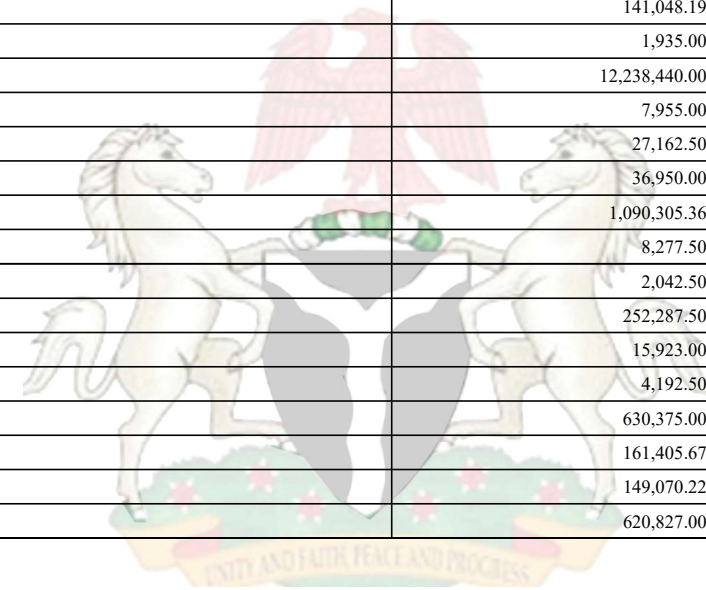
NOTE 22		
FINANCIAL CHARGES - GENERAL -- <i>contd.</i>		
S/N	MDA	FINANCIAL CHARGES - GENERAL
		220209
		₦
490	FEDERAL POLYTECHNIC ADO-EKITI	3,225.00
491	FEDERAL POLYTECHNIC BAUCHI	268,951.25
492	FEDERAL POLYTECHNIC BIDA	4,407.50
493	FEDERAL POLYTECHNIC IDAH	2,296,815.21
494	FEDERAL POLYTECHNIC KAURA-NAMODA	351,745.08
495	FEDERAL POLYTECHNIC MUBI	3,718,936.60
496	FEDERAL POLYTECHNIC NASARAWA	3,225.00
497	"AKANU IBIAM FEDERAL POLYTECHNIC, UNWANA - AFIKPO"	6,740,128.19
498	FEDERAL POLYTECHNIC KADUNA	2,965,270.94
499	FEDERAL POLYTECHNIC OFFA	140,770.00
500	FEDERAL POLYTECHNIC EDE	33,209,515.74
501	FEDERAL POLYTECHNIC AUCHI	21,618,307.50
502	FEDERAL POLYTECHNIC NEKEDE	998,641.84
503	FEDERAL POLYTECHNIC OKO	4,997,394.88
504	FEDERAL POLYTECHNIC DAMATURU	239,631.00
505	FEDERAL POLYTECHNIC HUSSAINI ADAMU	972,271.59
506	FEDERAL POLYTECHNIC GWANDU	321,511.50
507	FEDERAL POLYTECHNIC ILARO	25,232,991.70
508	YABA COLLEGE OF TECHNOLOGY	67,394,819.54
509	FEDERAL POLYTECHNIC BALI	301,720.00
510	FEDERAL POLYTECHNIC EKOWE	9,890.00
511	FEDERAL POLYTECHNIC BONNY	3,759,002.50
512	FEDERAL POLYTECHNIC UKANA	304,382.50
513	"NATIONAL INSTITUTE FOR CONSTRUCTION TECHNOLOGY UROMI, EDO STATE"	36,180.00
514	"FEDERAL POLYTECHNIC, ILE-OLUJI, ONDO STATE"	4,492,554.17
515	FEDERAL COLLEGE OF EDUCATION ABEOKUTA	9,352.50
516	FEDERAL COLLEGE OF EDUCATION ASABA	3,332.50
517	FEDERAL COLLEGE OF EDUCATION BICHI	323,608.50
518	FEDERAL COLLEGE OF EDUCATION GOMBE	10,358,400.00
519	FEDERAL COLLEGE OF EDUCATION GUSAU	5,491,973.00
520	FEDERAL COLLEGE OF EDUCATION KANO	2,120,318.43
521	FEDERAL COLLEGE OF EDUCATION KATSINA	424,259.42
522	"FEDERAL COLLEGE OF EDUCATION KOTANGORA"	19,780.00
523	FEDERAL COLLEGE OF EDUCATION OBUDU	381,431.00
524	FEDERAL COLLEGE OF EDUCATION OKENE	171,074.93
525	FEDERAL COLLEGE OF EDUCATION OMUKU	76,647.50
526	FEDERAL COLLEGE OF EDUCATION ONDO	16,264,634.97
527	FEDERAL COLLEGE OF EDUCATION OYO	3,918,649.28
528	FEDERAL COLLEGE OF EDUCATION PANKSHIN	8,666,529.09
529	FEDERAL COLLEGE OF EDUCATION POTISKUM	142,760.75
530	FEDERAL COLLEGE OF EDUCATION YOLA	3,693,332.50
531	FEDERAL COLLEGE OF EDUCATION ZARIA	6,235.00
532	"FEDERAL COLLEGE OF EDUCATION EHA-AMUFU"	6,088,988.53
533	"ALVAN IKOKU COLLEGE OF EDUCATION, OWERRI"	15,860,667.82
534	"NATIONAL UNIVERSITIES COMMISSION SECRETARIAT"	30,234,952.11



NOTE 22		
FINANCIAL CHARGES - GENERAL -- contd.		
S/N	MDA	FINANCIAL CHARGES - GENERAL
		220209
		₦
535	UNIVERSITY OF IBADAN	23,542.50
536	UNIVERSITY OF LAGOS	28,165.00
537	UNIVERSITY OF NIGERIA, NNSUKA	35,669,236.75
538	AHMADU BELLO UNIVERSITY, ZARIA	29,502,481.90
539	OBAFEMI AWOLowo UNIVERSITY	63,446,629.70
540	UNIVERSITY OF BENIN	5,994,688.51
541	UNIVERSITY OF JOS	87,241,782.51
542	UNIVERSITY OF CALABAR	4,622.50
543	UNIVERSITY OF ILORIN	42,171,926.72
544	UNIVERSITY OF ABUJA	579,648.83
545	UNIVERSITY OF PORT HARCOURT	1,182.50
546	"ABUBAKAR TAFAWA BALEWA UNIVERSITY, BAUCHI"	7,740.00
547	UNIVERSITY OF TECHNOLOGY, OWERRI	82,605,736.85
548	FEDERAL UNIVERSITY OF TECHNOLOGY, AKURE	42,785.00
549	"FEDERAL UNIVERSITY OF TECHNOLOGY, MINNA"	10,212.50
550	FEDERAL UNIVERSITY OF TECHNOLOGY, YOLA	88,140,592.79
551	UNIVERSITY OF UYO	19,365,303.71
552	UNIVERSITY OF MAIDUGURI	6,559,800.96
553	NNAMDI AZIKIWE UNIVERSITY, AWKA	419,828,453.43
554	BAYERO UNIVERSITY, KANO	53,247,539.45
555	NATIONAL MATHEMATICAL CENTRE, SHEDA	45,041,552.00
556	"FRENCH LANGUAGE VILLAGE BADAGARY, LAGOS"	6,342.50
557	ARABIC LANGUAGE VILLAGE BORNO	419,940.00
558	"NATIONAL INSTITUTE FOR NIGERIAN LANGUAGES"	11,502.50
559	FEDERAL UNIVERSITY OYE-EKITI	41,218,624.11
560	FEDERAL UNIVERSITY OTUOKE	7,502,947.48
561	FEDERAL UNIVERSITY DUTSE	13,952,826.75
562	"ALEX EKWUEME FEDERAL UNIVERSITY NDUFU ALIKE IKWO"	85,016,784.15
563	FEDERAL UNIVERSITY LAFIA	14,297.50
564	FEDERAL UNIVERSITY DUTSIN-MA	95,999,079.76
565	FEDERAL UNIVERSITY KASHERE	70,350,986.49
566	FEDERAL UNIVERSITY LOKOJA	21,052,400.13
567	FEDERAL UNIVERSITY WUKARI	576,784.29
568	FEDERAL UNIVERSITY OF BERNIN KEBBI	296,490.75
569	FEDERAL UNIVERSITY OF GASHUA	11,825.00
570	FEDERAL UNIVERSITY OF GUSAU	1,661,020.00
571	NIGERIA MARITIME UNIVERSITY, OKERENKOKO	227,198.00
572	NIGERIAN ARMY UNIVERSITY BIU	832,670.00
573	"DIVISION OF AGRICULTURAL COLLEGE, ABU ZARIA"	287,115.00
574	"FEDERAL UNIVERSITY OF PETROLEUM RESOURCES, EFFURUN"	21,715.00
575	NATIONAL OPEN UNIVERSITY	35,905.00
576	F.S.C. SOKOTO	74,764.35
577	FGC AZARE	4,300.00
578	FGC BUNI-YADI	5,417.00
579	FGC BIRIN YAURI	4,837.50



NOTE 22		
FINANCIAL CHARGES - GENERAL -- <i>contd.</i>		
S/N	MDA	FINANCIAL CHARGES - GENERAL
		220209
		₦
580	FGC DAURA	8,170.00
581	FGC GANYE	6,772.50
582	FGC GARKI	5,160.00
583	FGC IJANIKIN	55,354.50
584	FGC IKET NISE	5,779,757.50
585	FGC IKET VANDAK YA	1,720.00
586	FGC IKOM	1,720.00
587	FGC IKOT EKPENE	5,230,642.50
588	FGC IKURIN	2,365.00
589	FGC JOS	5,697.50
590	FGC KADUNA	10,750.00
591	FGC KANO	7,525.00
592	FGC KEFFI	7,052.00
593	FGC KIYAWA	106,235.00
594	FGC KWALI	9,675.00
595	FGC MAIDUGURI	25,445.00
596	FGC MINJIBIR	5,052.50
597	FGC MINNA	3,655.00
598	FGC ODIKOLOGUNA	11,075.00
599	FGC ODOGBOLU	3,870.00
600	FGC OGBOMOSHMO	1,935.00
601	FGC OGOJA	627,795.00
602	FGC OHAFIA	304,178.53
603	FGC OKIGWE	6,772.50
604	FGC OKPOSI	356,582.50
605	FGC ONITSHA	455,482.50
606	FGC PORT HARCOURT	4,730.00
607	FGC POTISKUM	2,472.50
608	FGC RUBBOCHI	1,135,710.00
609	FGC SOKOTO	141,048.19
610	FGC UGWOLAWO	1,935.00
611	FGC WARRI	12,238,440.00
612	FGC ZARIA	7,955.00
613	FGC, BILLIRI	27,162.50
614	FGC, IDO-ANI	36,950.00
615	FGC, IKOLE	1,090,305.36
616	FGGC ABAJI	8,277.50
617	FGGC AKURE	2,042.50
618	FGGC ANKA	252,287.50
619	FGGC BAJOGA	15,923.00
620	FGGC BAKORI	4,192.50
621	FGGC BAUCHI	630,375.00
622	FGGC BENIN	161,405.67
623	FGGC BIDA	149,070.22
624	FGGC BWARI	620,827.00






NOTE 22		
FINANCIAL CHARGES - GENERAL -- <i>contd.</i>		
S/N	MDA	FINANCIAL CHARGES - GENERAL
		220209
		₦
625	FGGC CALABAR	2,150.00
626	FGGC EFON ALAYE	56,182.50
627	FGGC EFON IMNRINGI	161,405.67
628	FGGC ENUGU	6,450.00
629	FGGC EZZAMGBO ABAKALIKI	6,127.50
630	FGGC GBOKO	3,547.50
631	FGGC GUSAU	27,811.04
632	FGGC GWANDU	2,150.00
633	FGGC IBILLO	2,674,365.00
634	FGGC IBUSA	3,117.50
635	FGGC IKOT-OBIO-ITONG	6,235.00
636	FGGC ILORIN	47,214.50
637	FGGC IPETUMODU	19,781.04
638	FGGC JALINGO	2,795.00
639	FGGC KABBA	1,935.00
640	FGGC KAZAURE	3,977.50
641	FGGC KEANA	3,440.00
642	FGGC LANGTANG	1,720.00
643	FGGC LEJJA	15,692.00
644	FGGC MONGUNO	1,935.00
645	FGGC NEW BUSA	478,440.00
646	FGGC OMU-ARAN	1,397.50
647	FGGC OWERRI	6,772.50
648	FGGC OYO	3,235,237.64
649	FGGC SHAGAMU	4,300.00
650	FGGC GUMI TAMBAWAL	8,600.00
651	FGGC UMUAHIA	59,130.50
652	FGGC WUKARI	3,440.00
653	FGGC, YOLA	28,297.83
654	FSTC AHOADA	27,934.83
655	FSTC AWKA	83,338.00
656	FSTC JUBU-IMUSHIN	55,644.75
657	FSTC MICHKA	2,042.50
658	FSTC TUNGBO - YENAGOA	3,440.00
659	FSTC USI-EKITI	27,574.00
660	FTC IKARE	1,652,765.00
661	FTC ILESA	1,935.00
662	FTC JALINGO	4,407.50
663	FTC KAFANCHAN	28,205.00
664	FTC LASSA	4,945.00
665	FTC OHANSO	6,512,417.50
666	FTC OROZO	116,175.50
667	FTC OTOBI	107,988.74
668	FTC OTUPKO	3,655.00
669	FTC SHIRORO	26,125.00



NOTE 22		
FINANCIAL CHARGES - GENERAL -- contd.		
S/N	MDA	FINANCIAL CHARGES - GENERAL
		220209
		₦
670	FTC UROMI	1,612.50
671	FTC UYO	30,354.50
672	FTC YABA	88,160.00
673	FTC ZURU	2,365.00
674	KING'S COLLEGE	27,465.50
675	QUEEN'S COLLEGE LAGOS	7,095.00
676	SULEJA ACADEMY	2,795.00
677	FSTC,DOMA	4,085.00
678	FSTC DAYI	5,160.00
679	"LIBRARIANS REGISTRATION COUNCIL OF NIGERIA"	16,125.00
680	"NATIONAL BOARD FOR TECHNICAL EDUCATION"	3,247,680.85
681	"NATIONAL BOARD FOR ARABIC AND ISLAMIC STUDIES (NBAIS) HQTRS"	37,302.50
682	FEDERAL MINISTRY OF HEALTH - HQTRS	7,958,105.73
683	"NATIONAL PRIMARY HEALTH CARE DEVELOPMENT AGENCY"	513,957.50
684	NATIONAL ARBOVIRUS AND VECTOR RESEARCH	430.00
685	HEALTH RECORDS REGISTRATION BOARD	9,012,503.28
686	MEDICAL AND DENTAL COUNCIL OF NIGERIA	107.50
687	MEDICAL REHABILITATION THERAPY BOARD	130,340.50
688	"FEDERAL COLLEGE OF DENTAL TECHNOLOGY AND THERAPY, ENUGU"	3,440.00
689	"ENVIRONMENTAL HEALTH OFFICERS TUTORS-IBADAN"	4,873.75
690	NURSE TUTOR TRAINING KADUNA	1,182.50
691	NURSE TUTOR TRAINING IBADAN	16,039.75
692	"NATIONAL POST GRADUATE MEDICAL COLLEGE OF NIGERIA-IJANIKIN LAGOS"	107.50
693	"PHC TUTORS PROGRAMME,KADUNA POLYTECHNIC"	537.50
694	COMMUNITY HEALTH TUTOR PROGRAMME UCH	14,396.25
695	UNIVERSITY COLLEGE HOSPITAL IBADAN	10,794,256.73
696	LAGOS UNIVERSITY TEACHING HOSPITAL	125,560.00
697	"AHMADU BELLO UNIVERSITY TEACHING HOSPITAL"	145,232.50
698	"UNIVERSITY OF NIGERIA TEACHING HOSPITAL, ENUGU"	82,476,627.71
699	UNIVERSITY OF BENIN TEACHING HOSPITAL	37,625,037.31
700	"OBAFEMI AWOLOWO UNIVERSITY TEACHING HOSPITAL"	1,053,740.32
701	"UNIVERSITY OF ILORIN TEACHING HOSPITAL, ILORIN"	2,042.50
702	JOS UNIVERSITY TEACHING HOSPITAL	7,336,815.79
703	"UNIVERSITY OF PORT-HARCOURT TEACHING HOSPITAL"	40,850.00
704	UNIVERSITY OF CALABAR TEACHING HOSPITAL	350,671.50
705	"UNIVERSITY OF MAIDUGURI TEACHING HOSPITAL"	34,520,419.15
706	AMINU KANO UNIVERSITY TEACHING HOSPITAL	58,480.00
707	"NNAMDI AZIKIWE UNIVERSITY TEACHING HOSPITAL, NNEWI"	102,662.50
708	"UNIVERSITY OF ABUJA TEACHING HOSPITAL, GWAGWALADA"	2,139,443.87
709	"ABUBAKAR TAFAWA BALEWA UNIVERSITY TEACHING HOSPITAL BAUCHI"	7,857,725.72
710	FEDERAL TEACHING HOSPITAL, ABAKALIKI	288,398.82
711	FEDERAL TEACHING HOSPITAL, GOMBE	7,336,815.79
712	FEDERAL TEACHING HOSPITAL, IDO-EKITI	5,559,347.00
713	IRRUA SPECIALIST TEACHING HOSPITAL, IRRUA	1,292,307.27
714	UNIVERSITY OF UYO TEACHING HOSPITAL	45,042.50






NOTE 22		
FINANCIAL CHARGES - GENERAL -- <i>contd.</i>		
S/N	MDA	FINANCIAL CHARGES - GENERAL
		220209
		₦
715	FEDERAL MEDICAL CENTRE - ABUJA	42,279,061.06
716	FEDERAL PSYCHIATRIC HOSPITAL ENUGU	911,670.00
717	FEDERAL PSYCHIATRIC HOSPITAL KADUNA	417,012.50
718	FEDERAL PSYCHIATRIC HOSPITAL CALABAR	994,545.95
719	FEDERAL PSYCHIATRIC HOSPITAL MAIDUGURI	105,778.05
720	"FEDERAL NEURO-PSYCHIATRIC HOSPITAL, KWARE-SOKOTO"	18,060.00
721	FEDERAL NEURO-PSYCHIATRIC HOSPITAL YABA	4,829,237.61
722	"FEDERAL NEURO-PSYCHIATRIC HOSPITAL ABEOKUTA"	5,124,168.61
723	FEDERAL PSYCHIATRIC HOSPITAL BENIN CITY	375,274.63
724	NATIONAL ORTHOPAEDIC HOSPITAL LAGOS	18,282,956.75
725	"NATIONAL ORTHOPAEDIC HOSPITAL DALA KANO"	548,899.00
726	NATIONAL ORTHOPAEDIC HOSPITAL ENUGU	1,174,667.30
727	"NATIONAL TB AND LEPROSY REFERRED HOSPITAL AND TRAINING, ZARIA"	9,782.50
728	FEDERAL MEDICAL CENTRE, UMUAHIA	70,090.00
729	FEDERAL MEDICAL CENTRE, OWO	2,472.50
730	FEDERAL MEDICAL CENTRE ABEOKUTA	219,407.50
731	FEDERAL MEDICAL CENTRE, OWERRI	15,300,550.22
732	FEDERAL MEDICAL CENTRE, MAKURDI	729,961.50
733	FEDERAL MEDICAL CENTRE, KATSINA	42,462.50
734	FEDERAL MEDICAL CENTRE, NGURU YOBE	77,185.00
735	FEDERAL MEDICAL CENTRE, ASABA	765,294.62
736	FEDERAL MEDICAL CENTRE, BIDA	30,207.50
737	FEDERAL MEDICAL CENTRE, GUSAU ZAMFARA	888,418.00
738	FEDERAL MEDICAL CENTRE, YOLA ADAMAWA	8,217,696.51
739	FEDERAL MEDICAL CENTRE, KOGI	19,587,299.00
740	FEDERAL MEDICAL CENTRE, AZARE BAUCHI	280,942.76
741	FEDERAL MEDICAL CENTRE, KEBBI STATE	17,737.50
742	FEDERAL MEDICAL CENTRE, TARABA STATE	1,075.00
743	FEDERAL MEDICAL CENTRE, JIGAWA STATE	1,111,946.40
744	FEDERAL MEDICAL CENTRE, NASARAWA STATE	5,912.50
745	FEDERAL MEDICAL CENTRE, BAYELSA STATE	3,725,207.31
746	FEDERAL MEDICAL CENTRE, EBUTE METTA	3,918,978.50
747	NATIONAL EYE CENTRE KADUNA	5,805.00
748	NATIONAL EAR CARE CENTRE KADUNA	1,101,632.14
749	"FEDERAL SCHOOL OF MEDICAL LABORATORY JOS"	4,085.00
750	NIGERIA CENTRE FOR DISEASE CONTROL ABUJA	41,710.00
751	FEDERAL STAFF CLINICS, ABUJA PHASE II	333,000.00
752	FEDERAL STAFF EYE CLINICS, ABUJA	236,000.00
753	FEDERAL STAFF DENTAL CLINICS, ABUJA	396,500.00
754	FEDERAL STAFF CLINICS, GWARINPA, ABUJA	5,375.00
755	PHS, YOLA	215.00
756	PHS, JALINGO	215.00
757	PHS, MAIDUGURI	107.50
758	PHS, ILORIN	322.50
759	INSTITUTE OF CHILD HEALTH (ENUGU) ENUGU	322.50



NOTE 22		
FINANCIAL CHARGES - GENERAL -- contd.		
S/N	MDA	FINANCIAL CHARGES - GENERAL
		220209
		₦
760	"NATIONAL INST. OF PHARM. RESEARCH AND DEVELOPMENT, ABUJA"	41,429.63
761	"NIGERIAN INSTITUTE OF MEDICAL RESEARCH, YABA"	2,135,717.96
762	"FEDERAL SCHOOL OF OCCUPATIONAL THERAPY, YABA"	537.50
763	INSTITUTE OF CHARTERED CHEMISTS OF NIGERIA	537.50
764	DENTAL THERAPISTS REGISTRATION BOARD	645.00
765	NATIONAL BLOOD TRANSFUSION SERVICE(NBTS)	6,880.00
766	"NATIONAL OBSTETRIC FITSULA CENTRE, ABAKALIKI"	31,582.13
767	NATIONAL OBSTETRIC FISTULA CENTRE BAUCHI	140,430.00
768	NATIONAL OBSTETRIC FISTULA CENTRE KATSINA	9,782.50
769	NATIONAL HOSPITAL	114,503,561.50
770	"FEDERAL MINISTRY OF ENVIRONMENT HEADQUARTERS"	5,259,217.50
771	NATIONAL PARK HEADQUARTERS	2,580.00
772	KAINJI NATIONAL PARK	5,375.00
773	OYO NATIONAL PARK	4,300.00
774	CHAD BASIN NATIONAL PARK	1,612.50
775	GASHAKA GUMTI NATIONAL PARK	5,912.50
776	CROSS RIVER NATIONAL PARK	4,515.00
777	KAMUKU NATIONAL PARK	6,987.50
778	OKUMU NATIONAL PARK	215.00
779	"FEDERAL COLLEGE OF WILDLIFE MANAGEMENT - NEW BUSSA"	3,440.00
780	FEDERAL COLLEGE OF FORESTRY IBADAN	6,020.00
781	FEDERAL COLLEGE OF FORESTRY JOS	414,717.50
782	"RESOURCES MANAGEMENT, SAKPOBA, EDO STATE (SOUTH -SOUTH)"	575,165.54
783	"RESOURCES MANAGEMENT, MAIDUGURI, BORNO STATE (NORTH EAST)"	545,453.33
784	"RESOURCES MANAGEMENT, EBONYI STATE (SOUTH -EAST)"	1,290.00
785	FORESTRY RESEARCH INSTITUTE OF IBADAN	1,589,527.50
786	FORESTRY MECHANISATION COLLEGE AFAKA	3,225.00
787	NATIONAL OIL SPILL DETECTION AND RESPONSE AGENCY	15,104,353.12
788	NATIONAL ENVIRONMENTAL STANDARDS AND REGULATIONS ENFORCEMENT AGENCY	154,746.25
789	ENVIRONMENTAL HEALTH REGISTRATION COUNCIL OF NIGERIA	994,875.00
790	NATIONAL AGENCY FOR GREAT GREEN WALL HQTRS	6,557.50
791	NATIONAL BIOSAFETY MANAGEMENT AGENCY (NBMA) HQTRS	5,590.00
792	NATIONAL POPULATION COMMISSION	84,495.00
793	"MINISTRY OF HUMANITARIAN AFFAIRS, DISASTER MANAGEMENT AND SOCIALDEVELOPMENT"	9,151,172.50
794	"NATIONAL EMERGENCY MANAGEMENT AGENCY"	35,674,654.10
795	NATIONAL SOCIAL INVESTMENT OFFICE	322.50
796	NATIONAL COMMISSION FOR REFUGEES	8,600.00
	GRAND-TOTAL	2,460,630,934,659.47





NOTE 23						
TRANSFER TO OTHER GOVERNMENT ENTITIES						
S/N	MDA	TRANSFER TO FUND RECURRENT EXPENDITURE-PAYMENT	TRANSFERS-PAYMENT TO INDIVIDUALS	TOTALS	TRANSFER FROM NOTE 12	TOTALS
		220701	220801			
		₦	₦	₦	₦	₦
ADMINISTRATIVE SECTOR						
1	STATE HOUSE - HQTRS	266,800.00	0.00	266,800.00	6,043,182,248.17	-6,042,915,448.17
2	STATE HOUSE OPERATIONS - PRESIDENT	0.00	0.00	0.00	1,871,503,784.51	-1,871,503,784.51
3	"STATE HOUSE OPERATIONS - VICE PRESIDENT"	0.00	0.00	0.00	620,523,012.85	-620,523,012.85
4	"OFFICE OF THE CHIEF OF STAFF TO THE PRESIDENT"	0.00	0.00	0.00	13,338,896.97	-13,338,896.97
5	"OFFICE OF THE CHIEF SECURITY OFFICER TO THE PRESIDENT"	0.00	0.00	0.00	72,843,875.34	-72,843,875.34
6	STATE HOUSE MEDICAL CENTRE	0.00	0.00	0.00	216,995,892.98	-216,995,892.98
7	STATE HOUSE LAGOS LIAISON OFFICE	0.00	0.00	0.00	62,326,116.71	-62,326,116.71
8	OFFICE OF THE SENIOR SPECIAL ASSISTANT TO THE PRESIDENT -NIGER DELTA	0.00	0.00	0.00	64,999,999,996.00	-64,999,999,996.00
9	"OFFICE OF THE SENIOR SPECIAL ASSISTANT TO THE PRESIDENT - MDGS (OSSAP-MDGS)"	0.00	0.00	0.00	11,294,865,709.48	-11,294,865,709.48
10	NIPSS, KURU	0.00	0.00	0.00	1,537,447,700.15	-1,537,447,700.15
11	BUREAU OF PUBLIC ENTERPRISES (BPE)	0.00	0.00	0.00	1,515,658,611.19	-1,515,658,611.19
12	"ECONOMIC AND FINANCIAL CRIMES COMMISSION (EFCC)"	0.00	0.00	0.00	27,999,949,504.25	-27,999,949,504.25
13	"NIGERIAN FINANCIAL INTELLIGENCE UNIT (NFIU)"	0.00	0.00	0.00	4,565,242,649.34	-4,565,242,649.34
14	"BUREAU OF PUBLIC PROCUREMENT (BPP)"	20,000.00	0.00	20,000.00	1,207,689,424.12	-1,207,689,424.12
15	"NIGERIA EXTRACTIVE INDUSTRIES TRANSPARENCY INITIATIVE (NEITI)"	0.00	0.00	0.00	867,822,858.04	-867,822,858.04
16	"NIGERIA ATOMIC ENERGY COMMISSION & ITS CENTRES"	0.00	0.00	0.00	1,240,948,926.30	-1,240,948,926.30
17	"OFFICE OF THE CHIEF ECONOMIC ADVISER TO THE PRESIDENT"	0.00	0.00	0.00	28,482,725.50	-28,482,725.50
18	NASS MANAGEMENT	0.00	0.00	0.00	13,350,584,226.00	-13,350,584,226.00
19	SENATE	0.00	0.00	0.00	28,834,792,936.10	-28,834,792,936.10
20	HOUSE OF REPRESENTATIVES	0.00	0.00	0.00	48,339,251,763.79	-48,339,251,763.79
21	NATIONAL ASSEMBLY COMMISSION	3,909,611.25	0.00	3,909,611.25	2,635,309,189.65	-2,631,399,578.40
22	LEGISLATIVE AIDES	0.00	0.00	0.00	9,602,095,928.00	-9,602,095,928.00
23	SENATE COMMITTEE ON PUBLIC ACCOUNTS	0.00	0.00	0.00	118,881,602.86	-118,881,602.86
24	HOUSE COMMITTEE ON PUBLIC ACCOUNTS	0.00	0.00	0.00	142,564,984.90	-142,564,984.90
25	GENERAL SERVICE	0.00	0.00	0.00	8,317,677,693.21	-8,317,677,693.21
26	"MINISTRY OF DEFENCE - MOD HQTRS"	772,710.10	0.00	772,710.10	92,974,772,093.16	-92,973,999,383.06
27	DEFENCE HEADQUARTERS	0.00	0.00	0.00	42,579,361,861.99	-42,579,361,861.99
28	"DEFENCE RESEARCH AND DEVELOPMENT BUREAU"	0.00	0.00	0.00	781,956,071.07	-781,956,071.07
29	NIGERIAN ARMY	1,500.00	0.00	1,500.00	418,046,580,553.99	-418,046,579,053.99
30	NIGERIAN NAVY	9,776,725.00	0.00	9,776,725.00	110,191,833,169.48	-110,182,056,444.48
31	NIGERIAN AIRFORCE	0.00	0.00	0.00	102,912,271,132.43	-102,912,271,132.43
32	"AIRFORCE INSTITUTE OF TECHNOLOGY, KADUNA"	0.00	0.00	0.00	1,729,993,972.07	-1,729,993,972.07
33	"NIGERIAN DEFENCE ACADEMY (NDA)"	0.00	0.00	0.00	11,385,754,312.05	-11,385,754,312.05
34	NIGERIAN DEFENCE COLLEGE	7,000.00	0.00	7,000.00	8,245,347,927.63	-8,245,340,927.63
35	"COMMAND AND STAFF COLLEGE, JAJI"	0.00	0.00	0.00	5,792,722,296.41	-5,792,722,296.41
36	"NIGERIAN ARMED FORCES RESETTLEMENT CENTRE,"	0.00	0.00	0.00	4,272,409,626.42	-4,272,409,626.42
37	"DEFENCE INDUSTRIES CORPORATION OF NIGERIA (DICON)"	64,817,125.50	0.00	64,817,125.50	1,369,181,056.24	-1,304,363,930.74
38	"DEFENCE INTELLIGENCE SCHOOL"	0.00	0.00	0.00	265,300,806.55	-265,300,806.55
39	"DEFENCE INTELLIGENCE AGENCY"	0.00	0.00	0.00	19,635,473,214.03	-19,635,473,214.03
40	DEFENCE MISSIONS	0.00	0.00	0.00	15,277,864,793.40	-15,277,864,793.40



NOTE 23						
TRANSFER TO OTHER GOVERNMENT ENTITIES -- contd.						
S/N	MDA	TRANSFER TO FUND RECURRENT EXPENDITURE-PAYMENT	TRANSFERS-PAYMENT TO INDIVIDUALS	TOTALS	TRANSFER FROM NOTE 12	TOTALS
		220701	220801			
		₦	₦	₦	₦	₦
41	MILITARY PENSION BOARD	0.00	0.00	0.00	217,673,948,835.33	-217,673,948,835.33
42	"DEFENCE SPACE ADMINISTRATION"	0.00	0.00	0.00	964,142,817.77	-964,142,817.77
43	"MINISTRY OF FOREIGN AFFAIRS - HQTRS"	3,656,490.76	0.00	3,656,490.76	5,528,367,947.25	-5,524,711,456.49
44	"NIGERIANS IN DIASPORA COMMISSION (NIDC)"	0.00	0.00	0.00	195,313,770.26	-195,313,770.26
45	TECHNICAL AIDS CORPS	0.00	0.00	0.00	2,039,952,480.94	-2,039,952,480.94
46	"FOREIGN SERVICE ACADEMY (FSA)"	0.00	0.00	0.00	32,175,558.75	-32,175,558.75
47	"INSTITUTE FOR PEACE AND CONFLICT RESOLUTION"	0.00	0.00	0.00	586,244,165.39	-586,244,165.39
48	"DIRECTORATE OF TECHNICAL COOP. IN AFRICA"	500.00	0.00	500.00	422,180,138.77	-422,179,638.77
49	"NIGERIAN INSTITUTE OF INTERNATIONAL AFFAIRS, LAGOS"	0.00	0.00	0.00	296,386,060.65	-296,386,060.65
50	FOREIGN MISSION: ABIDJAN	1,816,092.93	0.00	1,816,092.93	207,838,902.01	-206,022,809.08
51	FOREIGN MISSION: ACCRA	0.00	0.00	0.00	415,578,407.69	-415,578,407.69
52	"FOREIGN MISSION: ADDIS ABABA"	12,631,578.95	0.00	12,631,578.95	399,744,433.33	-387,112,854.39
53	FOREIGN MISSION: ALGIERS	0.00	0.00	0.00	348,683,809.50	-348,683,809.50
54	FOREIGN MISSION: ANKARA	0.00	0.00	0.00	454,008,679.08	-454,008,679.08
55	FOREIGN MISSION: ATHENS	0.00	0.00	0.00	447,883,626.15	-447,883,626.15
56	FOREIGN MISSION: ATLANTA	24,838,709.67	0.00	24,838,709.67	501,462,591.61	-476,623,881.94
57	FOREIGN MISSION: BAMAKO	0.00	0.00	0.00	262,814,896.26	-262,814,896.26
58	FOREIGN MISSION: BANGKOK	3,924,665.86	0.00	3,924,665.86	328,804,444.32	-324,879,778.47
59	FOREIGN MISSION: BANGUI	21,610,129.00	0.00	21,610,129.00	170,599,430.27	-148,989,301.27
60	FOREIGN MISSION: BANJUL	8,333,352.37	0.00	8,333,352.37	183,429,698.94	-175,096,346.57
61	FOREIGN MISSION: BATA	5,285,796.20	0.00	5,285,796.20	492,651,334.62	-487,365,538.41
62	FOREIGN MISSION: BEIJING	9,854,289.44	0.00	9,854,289.44	657,733,013.22	-647,878,723.78
63	FOREIGN MISSION: BEIRUT	0.00	0.00	0.00	407,496,249.26	-407,496,249.26
64	FOREIGN MISSION: BERLIN	29,380,772.02	0.00	29,380,772.02	883,313,876.69	-853,933,104.67
65	FOREIGN MISSION: BERNE	0.00	0.00	0.00	475,037,446.02	-475,037,446.02
66	FOREIGN MISSION: BISSAU	989,826.78	0.00	989,826.78	280,935,475.76	-279,945,648.98
67	FOREIGN MISSION: BRASILIA	0.00	0.00	0.00	455,889,353.25	-455,889,353.25
68	FOREIGN MISSION: BRAZAVILLE	1,559,051.88	0.00	1,559,051.88	295,450,687.72	-293,891,635.84
69	FOREIGN MISSION: BRUSSELS	0.00	0.00	0.00	472,887,831.00	-472,887,831.00
70	FOREIGN MISSION:BUCHAREST	37,848,484.84	0.00	37,848,484.84	460,222,081.82	-422,373,596.98
71	FOREIGN MISSION: BUEA	2,002,229.91	0.00	2,002,229.91	295,423,018.18	-293,420,788.27
72	"FOREIGN MISSION: BUENOS AIRES"	0.00	0.00	0.00	791,108,884.85	-791,108,884.85
73	"FOREIGN MISSION: BUJUMBURA"	0.00	0.00	0.00	688,728,190.94	-688,728,190.94
74	FOREIGN MISSION: CAIRO	0.00	0.00	0.00	288,995,809.09	-288,995,809.09
75	FOREIGN MISSION: CANBERRA	0.00	0.00	0.00	291,031,197.27	-291,031,197.27
76	FOREIGN MISSION: CARACAS	0.00	0.00	0.00	186,316,685.11	-186,316,685.11
77	FOREIGN MISSION: CONAKRY	0.00	0.00	0.00	290,083,869.70	-290,083,869.70
78	FOREIGN MISSION: COTONOU	0.00	0.00	0.00	649,455,894.67	-649,455,894.67
79	FOREIGN MISSION: DAKAR	0.00	0.00	0.00	314,135,869.90	-314,135,869.90
80	FOREIGN MISSION:DAMASCUS	0.00	0.00	0.00	340,268,992.75	-340,268,992.75
81	"FOREIGN MISSION: DAR-ES-SALAAM"	0.00	0.00	0.00	174,078,168.11	-174,078,168.11
82	FOREIGN MISSION: DOUALA	0.00	0.00	0.00	180,061,345.45	-180,061,345.45
83	FOREIGN MISSION: DUBLIN	6,473,172.41	0.00	6,473,172.41	343,319,893.69	-336,846,721.28
84	FOREIGN MISSION: FREETOWN	0.00	0.00	0.00	349,783,968.62	-349,783,968.62



NOTE 23						
TRANSFER TO OTHER GOVERNMENT ENTITIES -- contd.						
S/N	MDA	TRANSFER TO FUND RECURRENT EXPENDITURE-PAYMENT	TRANSFERS-PAYMENT TO INDIVIDUALS	TOTALS	TRANSFER FROM NOTE 12	TOTALS
		220701	220801			
		₦	₦	₦	₦	₦
85	"FOREIGN MISSION: GABORONE"	7,724,117.65	0.00	7,724,117.65	506,968,683.75	-499,244,566.10
86	FOREIGN MISSION: GENEVA	0.00	0.00	0.00	823,334,395.76	-823,334,395.76
87	FOREIGN MISSION: HANOI	0.00	0.00	0.00	289,613,348.82	-289,613,348.82
88	FOREIGN MISSION: HARARE	14,510,489.51	0.00	14,510,489.51	364,463,286.71	-349,952,797.21
89	FOREIGN MISSION: HAVANA	0.00	0.00	0.00	549,414,167.75	-549,414,167.75
90	"FOREIGN MISSION: HONGKONG"	0.00	0.00	0.00	269,566,961.75	-269,566,961.75
91	FOREIGN MISSION:	1,181,818.18	0.00	1,181,818.18	294,201,318.51	-293,019,500.33
92	FOREIGN MISSION: JAKARTA	22,560,233.62	0.00	22,560,233.62	280,989,460.61	-258,429,226.99
93	FOREIGN MISSION: JEDDAH	0.00	0.00	0.00	387,319,907.90	-387,319,907.90
94	"FOREIGN MISSION: JOHANNESBURG"	1,434,974.49	0.00	1,434,974.49	383,088,466.67	-381,653,492.18
95	FOREIGN MISSION: KAMPALA	19,337,128.21	0.00	19,337,128.21	348,718,409.81	-329,381,281.60
96	FOREIGN MISSION:KHARTOUM	0.00	0.00	0.00	236,201,112.12	-236,201,112.12
97	FOREIGN MISSION: KIEV	9,718,181.82	0.00	9,718,181.82	384,132,935.78	-374,414,753.97
98	"FOREIGN MISSION: KIGALI RWANDA"	6,493,643.36	0.00	6,493,643.36	331,602,030.72	-325,108,387.36
99	FOREIGN MISSION: KINSHASA	13,181,818.18	0.00	13,181,818.18	299,223,615.15	-286,041,796.97
100	FOREIGN MISSION: KUWAIT	1,812,500.00	0.00	1,812,500.00	289,201,366.73	-287,388,866.73
101	FOREIGN MISSION: LIBREVILLE	9,559,721.71	0.00	9,559,721.71	340,853,642.42	-331,293,920.72
102	FOREIGN MISSION: LISBON	0.00	0.00	0.00	261,511,293.33	-261,511,293.33
103	FOREIGN MISSION: LOME	8,989,920.03	0.00	8,989,920.03	438,986,299.13	-429,996,379.10
104	FOREIGN MISSION: LUANDA	0.00	0.00	0.00	303,189,906.06	-303,189,906.06
105	FOREIGN MISSION: LUSAKA	0.00	0.00	0.00	309,181,682.50	-309,181,682.50
106	FOREIGN MISSION: MADRID	0.00	0.00	0.00	511,662,470.89	-511,662,470.89
107	FOREIGN MISSION: MALABO	57,299,899.89	0.00	57,299,899.89	355,111,508.69	-297,811,608.80
108	FOREIGN MISSION: MANILLA	37,730,995.80	0.00	37,730,995.80	472,838,506.06	-435,107,510.26
109	FOREIGN MISSION: MAPUTO	695,214.88	0.00	695,214.88	295,695,909.69	-295,000,694.81
110	"FOREIGN MISSION: MEXICO CITY"	0.00	0.00	0.00	558,002,440.57	-558,002,440.57
111	FOREIGN MISSION:MONROVIA	0.00	0.00	0.00	527,662,832.50	-527,662,832.50
112	FOREIGN MISSION: MOSCOW	2,406,716.06	0.00	2,406,716.06	458,351,084.99	-455,944,368.93
113	FOREIGN MISSION: NAIROBI	2,108,728.29	0.00	2,108,728.29	626,774,198.11	-624,665,469.82
114	"FOREIGN MISSION: N'DJAMENA"	515,561.19	0.00	515,561.19	363,308,727.61	-362,793,166.42
115	FOREIGN MISSION: NEW DELHI	60,995,709.38	0.00	60,995,709.38	421,745,960.69	-360,750,251.31
116	"FOREIGN MISSION: NEW YORK (CG)"	6,514,630.30	0.00	6,514,630.30	889,411,600.00	-882,896,969.70
117	"FOREIGN MISSION: NEW YORK (PM)"	0.00	0.00	0.00	1,045,059,668.04	-1,045,059,668.04
118	FOREIGN MISSION: NIAMEY	1,088,624.89	0.00	1,088,624.89	176,701,662.88	-175,613,037.99
119	"FOREIGN MISSION: NNJC - NIAMEY"	0.00	0.00	0.00	248,396,904.24	-248,396,904.24
120	FOREIGN MISSION: OTTAWA	25,714,285.71	0.00	25,714,285.71	574,389,488.83	-548,675,203.12
121	"FOREIGN MISSION: OUAGADOUGOU"	0.00	0.00	0.00	279,560,974.93	-279,560,974.93
122	FOREIGN MISSION: PARIS	55,702,984.83	0.00	55,702,984.83	765,532,039.21	-709,829,054.38
123	"FOREIGN MISSION: PORT OF SPAIN"	0.00	0.00	0.00	325,602,638.40	-325,602,638.40
124	FOREIGN MISSION: PRETORIA	0.00	0.00	0.00	490,526,798.45	-490,526,798.45
125	"FOREIGN MISSION: PYONG YANG"	0.00	0.00	0.00	158,197,388.00	-158,197,388.00
126	FOREIGN MISSION: RABAT	7,337,274.45	0.00	7,337,274.45	418,142,616.03	-410,805,341.58
127	FOREIGN MISSION: RIYADH	1,753,649.49	0.00	1,753,649.49	355,860,439.95	-354,106,790.46
128	FOREIGN MISSION: ROME	56,460,000.01	0.00	56,460,000.01	1,082,905,745.23	-1,026,445,745.22



NOTE 23						
TRANSFER TO OTHER GOVERNMENT ENTITIES -- contd.						
S/N	MDA	TRANSFER TO FUND RECURRENT EXPENDITURE-PAYMENT	TRANSFERS-PAYMENT TO INDIVIDUALS	TOTALS	TRANSFER FROM NOTE 12	TOTALS
		220701	220801			
		₦	₦	₦	₦	₦
129	FOREIGN MISSION: SAO TOME	455,635.48	0.00	455,635.48	368,084,666.87	-367,629,031.39
130	FOREIGN MISSION: SEOUL	2,220,697.40	0.00	2,220,697.40	537,643,164.89	-535,422,467.49
131	FOREIGN MISSION: SHANGHAI	0.00	0.00	0.00	547,396,308.39	-547,396,308.39
132	FOREIGN MISSION: SINGAPORE	0.00	0.00	0.00	385,728,146.37	-385,728,146.37
133	"FOREIGN MISSION: STOCKHOLM"	7,517,102.04	0.00	7,517,102.04	235,062,216.64	-227,545,114.60
134	FOREIGN MISSION: TEHRAN	4,327,272.73	0.00	4,327,272.73	379,770,433.01	-375,443,160.28
135	FOREIGN MISSION: TEL AVIV	0.00	0.00	0.00	523,370,254.55	-523,370,254.55
136	FOREIGN MISSION: THE HAGUE	40,689,655.17	0.00	40,689,655.17	771,285,546.50	-730,595,891.33
137	FOREIGN MISSION: TOKYO	18,203,050.66	0.00	18,203,050.66	941,571,812.03	-923,368,761.37
138	FOREIGN MISSION: TRIPOLI	848,746.37	0.00	848,746.37	284,025,173.95	-283,176,427.58
139	FOREIGN MISSION: TUNIS	3,787,266.67	0.00	3,787,266.67	359,825,815.27	-356,038,548.60
140	FOREIGN MISSION: VIENNA	1,034,482.76	0.00	1,034,482.76	403,121,945.92	-402,087,463.16
141	FOREIGN MISSION: WARSAW	965,773.81	0.00	965,773.81	229,860,088.71	-228,894,314.90
142	FOREIGN MISSION: WINDHOEK	4,237,850.99	0.00	4,237,850.99	173,222,486.64	-168,984,635.65
143	FOREIGN MISSION: YAOUNDE	0.00	0.00	0.00	415,578,407.69	-415,578,407.69
144	"FOREIGN MISSION, JUBA, SOUTH SUDAN"	3,936,276.65	0.00	3,936,276.65	404,126,490.91	-400,190,214.26
145	FOREIGN MISSIONS, ABU DHAB	0.00	0.00	0.00	519,923,538.16	-519,923,538.16
146	"FOREIGN MISSION LILONGWE, MALAWI"	3,848,484.85	0.00	3,848,484.85	237,433,545.69	-233,585,060.84
147	"FOREIGN MISSION PRAQUE, CZECH REPUBLIC"	1,007,957.56	0.00	1,007,957.56	548,200,590.69	-547,192,633.13
148	FOREIGN MISSION VATICAN	0.00	0.00	0.00	195,900,286.66	-195,900,286.66
149	"CONSULATE GENERAL FRANKFURT, GERMANY"	1,742,097.70	0.00	1,742,097.70	367,214,575.76	-365,472,478.06
150	"FOREIGN MISSION DOHA, QATAR"	0.00	0.00	0.00	269,556,722.91	-269,556,722.91
151	PERMANENT REPRESENTATION, ECOWAS, ABUJA	0.00	0.00	0.00	303,722,643.00	-303,722,643.00
152	"FOREIGN MISSION GUANGZHOU, CHINA"	1,155,313.41	0.00	1,155,313.41	317,467,657.95	-316,312,344.53
153	"FEDERAL MINISTRY OF INFORMATION & CULTURE - HQTRS"	4,201,609.63	0.00	4,201,609.63	3,474,823,326.99	-3,470,621,717.36
154	NIGERIAN TELEVISION AUTHORITY	0.00	0.00	0.00	6,278,993,305.22	-6,278,993,305.22
155	"FEDERAL RADIO CORPORATION OF IGERIA"	78,220,869.23	0.00	78,220,869.23	7,534,790,541.04	-7,456,569,671.81
156	NEWS AGENCY OF NIGERIA	464,681.25	0.00	464,681.25	1,614,704,000.80	-1,614,239,319.55
157	VOICE OF NIGERIA	0.00	0.00	0.00	2,265,586,353.29	-2,265,586,353.29
158	NIGERIAN FILM CORPORATION	6,408,661.25	0.00	6,408,661.25	568,662,880.31	-562,254,219.06
159	NATIONAL BROADCASTING	626,500,631.36	0.00	626,500,631.36	717,823,397.86	-91,322,766.50
160	NIGERIA PRESS COUNCIL	5,000.00	0.00	5,000.00	245,442,479.06	-245,437,479.06
161	"NATIONAL FILM AND VIDEO CENSOR BOARD"	0.00	0.00	0.00	917,019,277.77	-917,019,277.77
162	ADVERTISING PRACTITIONERS OF NIGERIA	0.00	0.00	0.00	332,772,962.02	-332,772,962.02
163	"NIGERIAN TOURISM DEVELOPMENT CORPORATION"	0.00	0.00	0.00	731,405,823.64	-731,405,823.64
164	"NATIONAL COMMISSION FOR MUSEUMS AND MONUMENTS"	959,881.61	0.00	959,881.61	3,770,679,643.94	-3,769,719,762.33
165	"NATIONAL COUNCIL OF ARTS AND CULTURE"	0.00	0.00	0.00	1,754,091,851.08	-1,754,091,851.08
166	"CENTRE FOR BLACK AFRICAN ARTS AND CIVILISATION"	0.00	0.00	0.00	424,960,768.99	-424,960,768.99
167	NATIONAL TROUPE OF NIGERIA	0.00	0.00	0.00	215,131,118.98	-215,131,118.98
168	NATIONAL THEATRE	400,000.00	0.00	400,000.00	444,091,739.85	-443,691,739.85
169	NATIONAL GALLERY OF ART	0.00	0.00	0.00	1,881,115,986.71	-1,881,115,986.71
170	NATIONAL WAR MUSEUM - UMUAHIA	0.00	0.00	0.00	94,407,480.84	-94,407,480.84
171	NATIONAL INST. OF HOSPITALITY AND TOURISM DEVELOPMENT STUDIES	0.00	0.00	0.00	1,441,722,573.04	-1,441,722,573.04



NOTE 23						
TRANSFER TO OTHER GOVERNMENT ENTITIES -- contd.						
S/N	MDA	TRANSFER TO FUND RECURRENT EXPENDITURE- PAYMENT	TRANSFERS- PAYMENT TO INDIVIDUALS	TOTALS	TRANSFER FROM NOTE 12	TOTALS
		220701	220801			
		₦	₦	₦	₦	₦
172	"NATIONAL INSTITUTE FOR CULTURE ORIENTATION"	0.00	0.00	0.00	1,690,269,068.28	-1,690,269,068.28
173	"INSTITUTE OF ARCHEOLOGY AND MUSEUM STUDIES, JOS"	0.00	0.00	0.00	149,522,368.67	-149,522,368.67
174	NATIONAL ORIENTATION AGENCY	0.00	0.00	0.00	6,316,737,863.68	-6,316,737,863.68
175	MINISTRY OF INTERIOR - HQTRS	5,889,473,385.75	0.00	5,889,473,385.75	3,963,664,927.67	1,925,808,458.08
176	NIGERIA CORRECTIONAL SERVICE	14,214,242.50	0.00	14,214,242.50	60,395,604,640.14	-60,381,390,397.64
177	NIGERIA IMMIGRATION SERVICE	5,796,423,965.90	0.00	5,796,423,965.90	64,654,009,329.52	-58,857,585,363.62
178	"NIGERIA SECURITY AND CIVIL DEFENCE CORPS"	130,338,899.84	0.00	130,338,899.84	80,799,779,411.51	-80,669,440,511.67
179	"CIVIL DEFENCE, IMMIGRATION AND PRISON SERVICE BOARD (CIPB)"	0.00	0.00	0.00	1,225,671,729.85	-1,225,671,729.85
180	CUSTOM, IMMIGRATION, PRISON PENSION OFFICE (CIPPO)	0.00	0.00	0.00	8,310,999,996.00	-8,310,999,996.00
181	FEDERAL FIRE SERVICE	13,408,140.31	0.00	13,408,140.31	8,502,841,482.50	-8,489,433,342.19
182	"POLICE FORMATIONS AND COMMANDS"	0.00	0.00	0.00	412,065,724,692.98	-412,065,724,692.98
183	"OFFICE OF THE HEAD OF THE CIVIL SERVICE OF THE FEDERATION - HQTRS"	3,022,100.00	0.00	3,022,100.00	6,610,475,239.65	-6,607,453,139.65
184	"FEDERAL GOVT STAFF HOUSING LOANS BOARD"	0.00	0.00	0.00	2,694,224,336.35	-2,694,224,336.35
185	"ADMINISTRATIVE STAFF COLLEGE OF NIGERIA"	7,000.00	0.00	7,000.00	878,058,025.55	-878,051,025.55
186	"WEST AFRICAN MGT. DEVT. INSTITUTES NETWORK"	0.00	0.00	0.00	20,076,613.90	-20,076,613.90
187	FEDERAL TRAINING CENTRE,ENUGU	0.00	0.00	0.00	70,244,637.07	-70,244,637.07
188	FEDERAL TRAINING CENTRE,ILORIN	0.00	0.00	0.00	79,971,962.33	-79,971,962.33
189	FEDERAL TRAINING CENTRE,KADUNA	0.00	0.00	0.00	74,406,710.14	-74,406,710.14
190	FEDERAL TRAINING CENTRE,LAGOS	0.00	0.00	0.00	112,928,423.07	-112,928,423.07
191	FEDERAL TRAINING CENTRE,MAIDUGURI	0.00	0.00	0.00	65,862,270.08	-65,862,270.08
192	FEDERAL TRAINING CENTRE,CALABAR	0.00	0.00	0.00	62,047,115.22	-62,047,115.22
193	PUBLIC SERVICE INSTITUTE OF NIGERIA.	15,392,000.00	0.00	15,392,000.00	292,628,082.21	-277,236,082.21
194	BUREAU OF PUBLIC SERVICE REFORMS	0.00	0.00	0.00	228,903,889.07	-228,903,889.07
195	"AUDITOR GENERAL FOR THE FEDERATION"	40,000.00	0.00	40,000.00	3,467,258,048.81	-3,467,218,048.81
196	PUBLIC COMPLAINTS COMMISSION	0.00	0.00	0.00	5,161,232,361.37	-5,161,232,361.37
197	FEDERAL CIVIL SERVICE COMMISSION	0.00	0.00	0.00	1,152,994,028.45	-1,152,994,028.45
198	INDEPENDENT NATIONAL ELECTORAL COMMISSION	0.00	0.00	0.00	45,282,854,982.32	-45,282,854,982.32
199	FEDERAL CHARACTER COMMISSION	917,400.34	0.00	917,400.34	2,544,831,513.47	-2,543,914,113.13
200	"FEDERAL MINISTRY OF POLICE AFFAIRS"	18,000.00	0.00	18,000.00	3,408,842,465.22	-3,408,824,465.22
201	"MINISTRY OF COMMUNICATION TECHNOLOGY HQTRS"	27,481,139.50	0.00	27,481,139.50	3,453,154,155.71	-3,425,673,016.21
202	NIGERIA COMMUNICATION SATELLITE	0.00	0.00	0.00	2,535,660,716.49	-2,535,660,716.49
203	NIPOST	0.00	0.00	0.00	9,094,334,175.33	-9,094,334,175.33
204	NATIONAL SECURITY ADVISER	0.00	0.00	0.00	24,824,659,482.38	-24,824,659,482.38
205	"DIRECTORATE OF STATE SECURITY SERVICE"	0.00	0.00	0.00	73,495,718,035.01	-73,495,718,035.01
206	"NATIONAL INTELLIGENCE AGENCY"	0.00	0.00	0.00	45,910,372,308.85	-45,910,372,308.85
207	PRESIDENTIAL AIR FLEETS (STATE HOUSE)	0.00	0.00	0.00	2,981,658,697.26	-2,981,658,697.26
208	"NATIONAL INSTITUTE FOR SECURITY STUDIES"	0.00	0.00	0.00	468,487,217.96	-468,487,217.96
209	CODE OF CONDUCT TRIBUNAL	120,000.00	0.00	120,000.00	645,917,715.56	-645,797,715.56
210	"INFRASTRUCTURE CONCESSION REGULATORY COMMISSION"	46,606,476.96	0.00	46,606,476.96	1,044,343,005.48	-997,736,528.52
211	POLICE SERVICE COMMISSION HQTRS	122,000.00	0.00	122,000.00	705,910,417.25	-705,788,417.25
212	"SECRETARY TO THE GOVERNMENT OF THE FEDERATION HQTRS"	12,527,558.50	0.00	12,527,558.50	9,943,080,756.43	-9,930,553,197.93



NOTE 23						
TRANSFER TO OTHER GOVERNMENT ENTITIES -- contd.						
S/N	MDA	TRANSFER TO FUND RECURRENT EXPENDITURE-PAYMENT	TRANSFERS-PAYMENT TO INDIVIDUALS	TOTALS	TRANSFER FROM NOTE 12	TOTALS
		220701	220801			
		₦	₦	₦	₦	₦
213	LAGOS LIAISON OFFICE	0.00	0.00	0.00	63,439,001.25	-63,439,001.25
214	"NATIONAL IDENTITY MANAGEMENT COMMISSION"	260,637,533.30	0.00	260,637,533.30	5,558,477,080.91	-5,297,839,547.61
215	FEDERAL ROAD SAFETY COMMISSION	2,256,974,434.50	0.00	2,256,974,434.50	41,331,769,965.24	-39,074,795,530.74
216	PRESIDENTIAL ADVISORY COMMITTEE	0.00	0.00	0.00	4,898,211.55	-4,898,211.55
217	"NEW PARTNERSHIP FOR AFRICAN DEVELOPMENT"	0.00	0.00	0.00	332,567,089.40	-332,567,089.40
218	"NATIONAL AGENCY FOR THE CONTROL OF AIDS (NACA)"	0.00	0.00	0.00	969,963,425.05	-969,963,425.05
219	NATIONAL PENSION COMMISSION	0.00	0.00	0.00	65,967,642,419.10	-65,967,642,419.10
220	"NATIONAL HAJJ COMMISSION OF NIGERIA"	0.00	0.00	0.00	831,757,460.39	-831,757,460.39
221	"NIGERIA CHRISTIAN PILGRIM COMMISSION"	0.00	0.00	0.00	1,815,455,332.73	-1,815,455,332.73
222	SERVICOM	0.00	0.00	0.00	17,212,936.00	-17,212,936.00
223	"PRESIDENTIAL TECHNICAL COMMITTEE ON LAND REFORMS"	0.00	0.00	0.00	42,313,568.25	-42,313,568.25
224	"NATIONAL BOUNDARY COMMISSION (NBC) HQTRS"	1,627,920.00	0.00	1,627,920.00	1,045,360,626.88	-1,043,732,706.88
225	"BORDER COMMUNITIES DEVELOPMENT AGENCY (BCDA) HQTRS"	133,500.00	0.00	133,500.00	437,083,648.20	-436,950,148.20
226	"FEDERAL MINISTRY OF SPECIAL DUTIES & INTER - GOVERNMENTAL AFFAIRS HQTRS"	71,451.00	0.00	71,451.00	369,770,545.15	-369,699,094.15
227	TERTIARY EDUCATION TRUST FUND	0.00	0.00	0.00	7,650,000,000.00	-7,650,000,000.00
ECONOMIC SECTOR						
228	"FEDERAL MINISTRY OF AGRICULTURE AND RURAL DEVELOPMENT HQTRS"	2,013,922,206.99	0.00	2,013,922,206.99	7,880,648,656.39	-5,866,726,449.40
229	"FEDERAL COLLEGE OF PRODUCE INSPECTION AND STORED PRODUCTS TECHNOLOGY, KANO"	0.00	0.00	0.00	375,493,163.96	-375,493,163.96
230	"AGRICULTURAL RESEARCH AND MANAGEMENT INSTITUTE (ARMTI) - ILORIN"	3,495,077.52	0.00	3,495,077.52	425,339,520.48	-421,844,442.96
231	"NATIONAL CENTRE FOR AGRICULTURAL MECHANISATION- ILORIN"	0.00	0.00	0.00	499,674,580.39	-499,674,580.39
232	"NATIONAL CEREALS RESEARCH INSTITUTE- BADEGGI"	0.00	0.00	0.00	1,164,297,601.43	-1,164,297,601.43
233	"NATIONAL VETERINARY RESEARCH INSTITUTE-VOM"	6,400,000.00	0.00	6,400,000.00	2,347,693,081.15	-2,341,293,081.15
234	"NATIONAL ROOT CROPS RESEARCH INSTITUTE- UMUDIKE"	0.00	0.00	0.00	2,017,730,524.93	-2,017,730,524.93
235	"NATIONAL INSTITUTE FOR OIL PALM RESEARCH (NIFOR) - BENIN"	0.00	0.00	0.00	1,725,978,573.85	-1,725,978,573.85
236	"INSTITUTE OF AGRICULTURAL RESEARCH-ZARIA"	0.00	0.00	0.00	913,469,288.07	-913,469,288.07
237	"NATIONAL ANIMAL PRODUCT RESEARCH INSTITUTE- ZARIA"	0.00	0.00	0.00	845,371,830.31	-845,371,830.31
238	"NATIONAL HORTICULTURAL RESEARCH INSTITUTE- IBADAN"	2,651,875.88	0.00	2,651,875.88	1,389,975,052.45	-1,387,323,176.57
239	"NATIONAL AGRICULTURAL LAND DEVELOPMENT AUTHORITY (NALDA) HQTRS"	0.00	0.00	0.00	60,776,832.00	-60,776,832.00
240	COCOA RESEARCH INSTITUTE- IBADAN	0.00	0.00	0.00	1,072,946,168.50	-1,072,946,168.50
241	"INSTITUTE OF AGRICULTURAL RESEARCH AND TRAINING- IBADAN"	0.00	0.00	0.00	1,255,736,657.35	-1,255,736,657.35
242	RUBBER RESEARCH INSTITUTE- BENIN	0.00	0.00	0.00	1,392,637,908.25	-1,392,637,908.25
243	"NATIONAL INSTITUTE OF FRESHWATER FISH- NEW BUSSA"	0.00	0.00	0.00	587,913,728.67	-587,913,728.67
244	"NATIONAL AGRIC. EXTENSION RESEARCH LIAISON SERVICES- ZARIA"	0.00	0.00	0.00	657,434,588.22	-657,434,588.22
245	VETERINARY COUNCIL OF NIGERIA	0.00	0.00	0.00	114,631,114.23	-114,631,114.23
246	"FEDERAL COLLEGE OF ANIMAL HEALTH AND PRODUCTION TECHNOLOGY - IBADAN"	4,225,087.07	0.00	4,225,087.07	1,149,425,179.08	-1,145,200,092.01
247	FEDERAL COLLEGE OF AGRICULTURE - AKURE	1,920,492.50	0.00	1,920,492.50	497,108,081.55	-495,187,589.05



NOTE 23						
TRANSFER TO OTHER GOVERNMENT ENTITIES -- contd.						
S/N	MDA	TRANSFER TO FUND RECURRENT EXPENDITURE- PAYMENT	TRANSFERS- PAYMENT TO INDIVIDUALS	TOTALS	TRANSFER FROM NOTE 12	TOTALS
		220701	220801			
		₦	₦	₦	₦	₦
248	"FEDERAL COLLEGE OF AGRICULTURE, MOORE PLANTATION- IBADAN"	0.00	0.00	0.00	596,809,119.50	-596,809,119.50
249	"FEDERAL COLLEGE OF AGRICULTURE -ISHIAGU"	0.00	0.00	0.00	1,601,948,087.02	-1,601,948,087.02
250	"FEDERAL COLLEGE OF FRESH WATER FISHERIES TECHNOLOGY - NEW BUSSA"	0.00	0.00	0.00	337,195,942.32	-337,195,942.32
251	"FEDERAL COLLEGE OF ANIMAL HEALTH AND PRODUCTION TECHNOLOGY - VOM"	2,348,427.25	0.00	2,348,427.25	679,020,215.37	-676,671,788.12
252	"COLLEGE OF VETERINARY AND MEDICAL LABORATORY TECHNOLOGY - VOM"	0.00	0.00	0.00	518,261,074.85	-518,261,074.85
253	"FEDERAL COLLEGE OF FRESH WATER FISHERIES - BAGA"	0.00	0.00	0.00	211,683,697.21	-211,683,697.21
254	"FEDERAL COLLEGE OF FISHERIES AND MARINE TECHNOLOGY - LAGOS"	0.00	0.00	0.00	693,658,630.18	-693,658,630.18
255	FEDERAL CO-OPERATIVE COLLEGE- IBADAN	0.00	0.00	0.00	125,172,924.55	-125,172,924.55
256	FEDERAL CO-OPERATIVE COLLEGE- KADUNA	2,537,078.91	0.00	2,537,078.91	132,094,526.05	-129,557,447.14
257	FEDERAL CO-OPERATIVE COLLEGE- OJI RIVER	2,110,000.00	0.00	2,110,000.00	112,548,732.49	-110,438,732.49
258	"FEDERAL COLLEGE OF LAND RESOURCES TECHNOLOGY - OWERRI"	0.00	0.00	0.00	371,037,983.25	-371,037,983.25
259	"FEDERAL COLLEGE OF LAND RESOURCES TECHNOLOGY, KURU - JOS"	0.00	0.00	0.00	258,291,427.31	-258,291,427.31
260	"FEDERAL COLLEGE OF HORTICULTURE, DADIN-KOWA, GOMBE"	0.00	0.00	0.00	652,310,354.33	-652,310,354.33
261	NIGERIAN INSTITUTE OF ANIMAL SCIENCE	0.00	0.00	0.00	309,013,905.91	-309,013,905.91
262	"NIGERIAN INSTITUTE OF SOIL SCIENCE (NISS) HQTRS"	0.00	0.00	0.00	150,710,557.33	-150,710,557.33
263	"NIGERIA STORED PRODUCTS RESEARCH, ILORIN"	2,304,838.74	0.00	2,304,838.74	886,667,321.25	-884,362,482.51
264	NATIONAL AGRICULTURE SEEDS COUNCIL	0.00	0.00	0.00	680,093,601.20	-680,093,601.20
265	"NIGERIA AGRICULTURAL QUARANTINE SERVICE"	119,838.75	0.00	119,838.75	1,272,344,937.40	-1,272,225,098.65
266	"AGRICULTURAL RESEARCH COUNCIL OF NIGERIA"	0.00	0.00	0.00	490,502,040.60	-490,502,040.60
267	"OFFICE OF THE PERMANENT REPRESENTATIVE TO FAO"	0.00	0.00	0.00	57,853,068.68	-57,853,068.68
268	LAKE CHAD RESEARCH INSTITUTE MAIDUGURI	587,449.75	0.00	587,449.75	405,650,085.72	-405,062,635.97
269	"NIGERIA INSTITUTE OF OCEANOGRAPHY AND MARINE RESEARCH"	12,693,913.41	0.00	12,693,913.41	1,017,255,834.10	-1,004,561,920.69
270	"FEDERAL UNIVERSITY OF AGRICULTURE, ABEOKUTA"	217,083,800.33	0.00	217,083,800.33	1,508,740,658.45	-1,291,656,858.12
271	"FEDERAL UNIVERSITY OF AGRICULTURE, MAKURDI"	0.00	0.00	0.00	1,975,956,821.70	-1,975,956,821.70
272	"MICHAEL OKPARA UNIVERSITY OF AGRICULTURE, UMUDIKE"	0.00	0.00	0.00	2,442,478,549.58	-2,442,478,549.58
273	"FEDERAL MINISTRY OF FINANCE, BUDGET AND NATIONAL PLANNING - HQTRS"	413,275.51	0.00	413,275.51	5,923,491,403.40	-5,923,078,127.89
274	DEBT MANAGEMENT OFFICE	0.00	0.00	0.00	744,927,098.48	-744,927,098.48
275	INVESTMENT AND SECURITIES TRIBUNAL	1,480,792.94	0.00	1,480,792.94	477,676,750.97	-476,195,958.03
276	"OFFICE OF THE ACCOUNTANT-GENERAL OF THE FEDERATION"	402,486.25	0.00	402,486.25	261,141,791,420.88	-261,141,388,934.63
277	CONSOLIDATED REVENUE FUND	6,924,787,988,467.27	0.00	6,924,787,988,467.27	0.00	6,924,787,988,467.27
278	FPO ABAKALIKI	0.00	0.00	0.00	1,312,779.55	-1,312,779.55
279	FPO ABEOKUTA	0.00	0.00	0.00	1,312,779.55	-1,312,779.55
280	FPO ADO-EKITI	0.00	0.00	0.00	1,312,779.55	-1,312,779.55
281	FPO AKURE	0.00	0.00	0.00	1,312,779.55	-1,312,779.55
282	FPO ASABA	0.00	0.00	0.00	1,312,779.55	-1,312,779.55
283	FPO AWKA	0.00	0.00	0.00	1,312,779.55	-1,312,779.55
284	FPO BAUCHI	0.00	0.00	0.00	1,312,779.55	-1,312,779.55



NOTE 23						
TRANSFER TO OTHER GOVERNMENT ENTITIES -- contd.						
S/N	MDA	TRANSFER TO FUND RECURRENT EXPENDITURE- PAYMENT	TRANSFERS- PAYMENT TO INDIVIDUALS	TOTALS	TRANSFER FROM NOTE 12	TOTALS
		220701	220801			
		₦	₦	₦	₦	₦
285	FPO BENIN	0.00	0.00	0.00	1,312,779.55	-1,312,779.55
286	FPO BIRNI-KEBI	0.00	0.00	0.00	1,312,779.55	-1,312,779.55
287	FPO CALABAR	0.00	0.00	0.00	1,312,779.55	-1,312,779.55
288	FPO DAMATURU	0.00	0.00	0.00	1,312,779.55	-1,312,779.55
289	FPO DUTSE	0.00	0.00	0.00	1,312,779.55	-1,312,779.55
290	FPO ENUGU	0.00	0.00	0.00	1,312,779.55	-1,312,779.55
291	FPO GOMBE	0.00	0.00	0.00	1,312,779.55	-1,312,779.55
292	FPO GUSUA	0.00	0.00	0.00	1,312,779.55	-1,312,779.55
293	FPO IBADAN	0.00	0.00	0.00	1,312,779.55	-1,312,779.55
294	FPO ILORIN	0.00	0.00	0.00	1,312,779.55	-1,312,779.55
295	FPO JALINGO	68,500.00	0.00	68,500.00	1,312,779.55	-1,244,279.55
296	FPO JOS	0.00	0.00	0.00	1,312,779.55	-1,312,779.55
297	FPO KADUNA	0.00	0.00	0.00	1,312,779.55	-1,312,779.55
298	FPO KANO	628,580,448.02	0.00	628,580,448.02	1,312,779.55	627,267,668.47
299	FPO KATSINA	0.00	0.00	0.00	1,312,779.55	-1,312,779.55
300	FPO LAFIA	0.00	0.00	0.00	1,312,779.55	-1,312,779.55
301	FPO LAGOS I	0.00	0.00	0.00	1,312,779.55	-1,312,779.55
302	FPO LAGOS II	0.00	0.00	0.00	1,312,779.55	-1,312,779.55
303	FPO LOKOJA	0.00	0.00	0.00	1,312,779.55	-1,312,779.55
304	FPO MAIDUGURI	0.00	0.00	0.00	1,312,779.55	-1,312,779.55
305	FPO MAKURDI	0.00	0.00	0.00	1,312,779.55	-1,312,779.55
306	FPO MINNA	0.00	0.00	0.00	261,710,125.55	-261,710,125.55
307	FPO OSOGBO	0.00	0.00	0.00	1,312,779.55	-1,312,779.55
308	FPO OWERRI	417,817,083.57	0.00	417,817,083.57	414,439,156.30	3,377,927.27
309	FPO PORT-HARCOURT	0.00	0.00	0.00	1,312,779.55	-1,312,779.55
310	FPO SOKOTO	0.00	0.00	0.00	1,312,779.55	-1,312,779.55
311	FPO UMUAHIA	801,748,423.06	0.00	801,748,423.06	803,061,202.61	-1,312,779.55
312	FPO UYO	0.00	0.00	0.00	1,312,779.55	-1,312,779.55
313	FPO YENOGOA	0.00	0.00	0.00	1,312,779.55	-1,312,779.55
314	SUB-TREASURER OF THE FEDERATION	0.00	0.00	0.00	1,312,779.55	-1,312,779.55
315	FEDERAL TREASURY ACADEMY OROZO	0.00	0.00	0.00	1,969,169.35	-1,969,169.35
316	ZONAL OFFICE ENUGU	0.00	0.00	0.00	1,312,779.55	-1,312,779.55
317	ZONAL OFFICE IBADAN	0.00	0.00	0.00	1,312,779.55	-1,312,779.55
318	ZONAL OFFICE JOS	0.00	0.00	0.00	1,312,779.55	-1,312,779.55
319	ZONAL OFFICE KADUNA	0.00	0.00	0.00	1,312,779.55	-1,312,779.55
320	ZONAL OFFICE MAIDUGURI	0.00	0.00	0.00	1,312,779.55	-1,312,779.55
321	ZONAL OFFICE PORTHARCOURT	0.00	0.00	0.00	1,312,779.55	-1,312,779.55
322	"PENSION TRANSITIONAL ARRANGEMENT DEPARTMENT (PTAD) HQTRS"	0.00	0.00	0.00	124,330,027,513.83	-124,330,027,513.83
323	BUDGET OFFICE OF THE FEDERATION	0.00	0.00	0.00	1,646,423,583.71	-1,646,423,583.71
324	"CENTRE FOR MANAGEMENT DEVELOPMENT"	43,789,474.65	0.00	43,789,474.65	1,086,893,951.76	-1,043,104,477.11
325	NATIONAL BUREAU OF STATISTICS	0.00	0.00	0.00	4,305,518,650.70	-4,305,518,650.70
326	"NIGERIA INSTITUTE OF SOCIAL AND ECONOMIC RESEARCH"	0.00	0.00	0.00	688,668,409.47	-688,668,409.47
327	"FEDERAL MINISTRY OF INDUSTRY, TRADE AND INVESTMENT - QTRS"	19,117,270.00	0.00	19,117,270.00	1,722,788,644.12	-1,703,671,374.12



NOTE 23						
TRANSFER TO OTHER GOVERNMENT ENTITIES -- contd.						
S/N	MDA	TRANSFER TO FUND RECURRENT EXPENDITURE-PAYMENT	TRANSFERS-PAYMENT TO INDIVIDUALS	TOTALS	TRANSFER FROM NOTE 12	TOTALS
		220701	220801			
		₦	₦	₦	₦	₦
328	"STANDARD ORGANIZATION OF NIGERIA"	100,600.00	0.00	100,600.00	2,983,676,644.45	-2,983,576,044.45
329	"NATIONAL AUTOMOTIVE DESIGN & DEVELOPMENT COUNCIL (NADDCC) HQTRS"	0.00	0.00	0.00	443,521,674.67	-443,521,674.67
330	INDUSTRIAL TRAINING FUND	0.00	0.00	0.00	1,583,390,832.90	-1,583,390,832.90
331	"NIGERIAN EXPORT PROMOTION COUNCIL"	206,404,344.44	0.00	206,404,344.44	956,855,443.88	-750,451,099.44
332	"NIGERIAN EXPORT PROCESSING ZONES AUTHORITY"	1,040,509,568.99	0.00	1,040,509,568.99	907,841,211.02	132,668,357.97
333	CONSUMER PROTECTION COUNCIL	218,566,511.09	0.00	218,566,511.09	732,828,709.15	-514,262,198.06
334	"LAGOS INTERNATIONAL TRADE FAIR COMPLEX MANAGEMENT BOARD"	286,873,197.16	0.00	286,873,197.16	137,328,024.54	149,545,172.62
335	FEDERAL PRODUCE INSPECTION	0.00	0.00	0.00	67,112,817.70	-67,112,817.70
336	"EXTERNAL TRADE SECTOR, GENEVA (WTO)"	0.00	0.00	0.00	380,265,002.13	-380,265,002.13
337	"OIL AND GAS FREE ZONES AUTHORITY, NIGERIA (OGFZA)"	0.00	0.00	0.00	830,674,985.17	-830,674,985.17
338	"TAFAWA BALEWA SQUARE MANAGEMENT BOARD"	115,148,161.44	0.00	115,148,161.44	98,658,075.47	16,490,085.97
339	"NIGERIA COMMODITY EXCHANGE (NCX)"	0.00	0.00	0.00	210,698,968.69	-210,698,968.69
340	NIGERIA TRADE OFFICE, TAIWAN	0.00	0.00	0.00	134,533,498.18	-134,533,498.18
341	NIGERIA TRADE OFFICE, CHINA	0.00	0.00	0.00	121,320,101.94	-121,320,101.94
342	SMEDAN - H/QTRS	16,005,000.00	0.00	16,005,000.00	542,431,886.94	-526,426,886.94
343	"NIGERIAN INVESTMENT PROMOTION COUNCIL HQTRS"	0.00	0.00	0.00	774,545,226.46	-774,545,226.46
344	"NIGERIA OFFICE FOR TRADE NEGOTIATION (NOTN) ABUJA"	0.00	0.00	0.00	266,757,249.91	-266,757,249.91
345	"FEDERAL MINISTRY OF LABOUR AND EMPLOYMENT - HQTRS"	0.00	0.00	0.00	3,962,073,541.15	-3,962,073,541.15
346	INDUSTRIAL ARBITRATION PANEL	0.00	0.00	0.00	1,545,947,474.61	-1,545,947,474.61
347	"MICHAEL IMODU INSTITUTE OF LABOUR STUDIES"	0.00	0.00	0.00	497,579,010.52	-497,579,010.52
348	NATIONAL PRODUCTIVITY CENTRE	0.00	0.00	0.00	1,032,271,630.40	-1,032,271,630.40
349	"NATIONAL DIRECTORATE OF EMPLOYMENT"	0.00	0.00	0.00	31,171,289,939.36	-31,171,289,939.36
350	GENEVA LABOUR DESK OFFICE	0.00	0.00	0.00	144,770,416.83	-144,770,416.83
351	"FEDERAL MINISTRY OF SCIENCE AND TECHNOLOGY - HQTRS"	16,898,644.40	0.00	16,898,644.40	4,148,520,611.05	-4,131,621,966.65
352	"NATIONAL AGENCY FOR SCIENCE AND ENGINEERING INFRASTRUCTURES HQTRS"	0.00	0.00	0.00	932,264,215.50	-932,264,215.50
353	"SHEDA SCIENCE AND TECHNOLOGY COMPLEX - ABUJA"	422,129.21	0.00	422,129.21	709,500,454.81	-709,078,325.60
354	"NIGERIA NATURAL MEDICINE DEVELOPMENT AGENCY"	0.00	0.00	0.00	400,556,542.65	-400,556,542.65
355	"NATIONAL SPACE RESEARCH AND DEVELOPMENT AGENCY - ABUJA"	2,775,000.00	0.00	2,775,000.00	3,505,513,991.04	-3,502,738,991.04
356	"CENTRE FOR ATMOSPHERIC RESEARCH - ANYIGBA, KOGI STATE"	0.00	0.00	0.00	822,577,153.33	-822,577,153.33
357	"ADVANCED SPACE TECHNOLOGY APPLICATION LABORATORY UYO AKWA IBOM STATE"	0.00	0.00	0.00	709,007,971.71	-709,007,971.71
358	"CENTRE FOR GEODESY AND GEODYNAMICS - TORO BAUCHI STATE"	0.00	0.00	0.00	1,018,999,219.08	-1,018,999,219.08
359	"AFRICAN REGIONAL CENTRE FOR SPACE EDUCATION - ILE IFE, OSUN STATE"	0.00	0.00	0.00	851,047,872.35	-851,047,872.35
360	"CENTRE FOR SPACE TRANSPORT PROPULSION - EPE, LAGOS"	0.00	0.00	0.00	1,571,413,468.88	-1,571,413,468.88
361	"CENTRE FOR BASIC SPACE SCIENCE - NSUKKA,"	0.00	0.00	0.00	1,034,952,352.75	-1,034,952,352.75
362	"NATIONAL CENTRE FOR REMOTE SENSING - JOS, PLATEAU STATE"	580,075.00	0.00	580,075.00	2,104,987,685.50	-2,104,407,610.50
363	"ZONAL ADVANCE TECHNOLOGY LABORATORY - KANO, KANO STATE"	0.00	0.00	0.00	301,171,935.42	-301,171,935.42
364	"ADVANCED AIRCRAFT ENGINEERING LABORATORY, GUSAU - ZAMFARA STATE"	0.00	0.00	0.00	293,220,431.65	-293,220,431.65



NOTE 23						
TRANSFER TO OTHER GOVERNMENT ENTITIES -- contd.						
S/N	MDA	TRANSFER TO FUND RECURRENT EXPENDITURE-PAYMENT	TRANSFERS-PAYMENT TO INDIVIDUALS	TOTALS	TRANSFER FROM NOTE 12	TOTALS
		220701	220801			
		₦	₦	₦	₦	₦
365	"ADVANCED AEROSPACE ENGINE LABORATORY, OKA - ONDO STATE"	0.00	0.00	0.00	301,171,936.14	-301,171,936.14
366	"ADVANCED UNMANNED AERIAL LABORATORY, UBURU - EBONYI STATE"	0.00	0.00	0.00	355,631,154.85	-355,631,154.85
367	"NASRDA INSTITUTE OF SPACE SCIENCE & ENGINEERING, ABUJA"	0.00	0.00	0.00	377,617,149.17	-377,617,149.17
368	"ZONAL ADVANCED SPACE TECHNOLOGY APPLICATION, KASHERE - GOMBE STATE"	0.00	0.00	0.00	303,275,419.69	-303,275,419.69
369	"ZONAL ADVANCE SPACE TECHNOLOGY APPLICATION, LANGTANG , PLATEAU STATE"	0.00	0.00	0.00	317,794,865.31	-317,794,865.31
370	COOPERATIVE INFORMATION NETWORK	0.00	0.00	0.00	896,354,593.00	-896,354,593.00
371	"NATIONAL BIOTECHNOLOGY DEVELOPMENT AGENCY - ABUJA"	0.00	0.00	0.00	1,807,663,934.14	-1,807,663,934.14
372	"BIORESOURC DEVELOPMENT CENTRE ABUJA, FCT"	0.00	0.00	0.00	312,001,152.18	-312,001,152.18
373	"BIORESOURC DEVELOPMENT CENTRE ISANLU, KOGI STATE"	0.00	0.00	0.00	325,844,332.55	-325,844,332.55
374	"BIORESOURC DEVELOPMENT CENTRE JALINGO, TARABA STATE"	0.00	0.00	0.00	302,476,699.16	-302,476,699.16
375	"BIORESOURC DEVELOPMENT CENTRE KATSINA, KATSINA STATE"	0.00	0.00	0.00	262,770,253.77	-262,770,253.77
376	"BIORESOURC DEVELOPMENT CENTRE ODI, BAYELSA STATE"	0.00	0.00	0.00	200,500,525.50	-200,500,525.50
377	"BIORESOURC DEVELOPMENT CENTRE OGBOMOSO, OYO STATE"	0.00	0.00	0.00	248,214,928.96	-248,214,928.96
378	"BIORESOURC DEVELOPMENT CENTRE OWODE, OGUN STATE"	0.00	0.00	0.00	269,311,452.08	-269,311,452.08
379	"BIORESOURC DEVELOPMENT CENTRE AROCHUKWU, ABIA STATE"	0.00	0.00	0.00	219,458,895.68	-219,458,895.68
380	"BIORESOURC DEVELOPMENT CENTRE KANO, KANO STATE"	0.00	0.00	0.00	206,079,845.48	-206,079,845.48
381	"BIORESOURC DEVELOPMENT CENTRE - EFFRAYA, CROSS RIVER STATE"	0.00	0.00	0.00	78,693,857.61	-78,693,857.61
382	"AQUATIC BIORRESOURCES TRAINING CENTRE IDAH KOGI STATE"	0.00	0.00	0.00	60,373,917.70	-60,373,917.70
383	"AQUATIC BIORRESOURCES TRAINING CENTRE TUNARI TARABA STATE"	0.00	0.00	0.00	74,384,143.79	-74,384,143.79
384	"AQUATIC BIORRESOURCES TRAINING CENTRE ADIABO IKOT MBO OTU CROSS RIVER STATE"	0.00	0.00	0.00	73,186,257.83	-73,186,257.83
385	"BIORESOURC DEVELOPMENT CENTRE DAPCHI, YOBE STATE"	0.00	0.00	0.00	43,859,017.50	-43,859,017.50
386	"BIORESOURC DEVELOPMENT CENTRE DIKWA BORNO STATE"	0.00	0.00	0.00	65,306,404.25	-65,306,404.25
387	"BIORESOURC DEVELOPMENT CENTRE BILIRI GOMBE STATE"	0.00	0.00	0.00	61,108,002.62	-61,108,002.62
388	"BIORESOURC DEVELOPMENT CENTRE CHIBOK, BORNO STATE"	0.00	0.00	0.00	76,544,980.86	-76,544,980.86
389	"BIORESOURC DEVELOPMENT CENTRE, LANGTANG PLATEAU STATE"	0.00	0.00	0.00	53,936,831.26	-53,936,831.26
390	"BIORESOURC DEVELOPMENT CENTRE MAKURDI, BENUE STATE"	0.00	0.00	0.00	60,421,144.40	-60,421,144.40
391	"BIORESOURC DEVELOPMENT CENTRE, MICHKA ADAMAWA STATE"	0.00	0.00	0.00	79,520,954.10	-79,520,954.10
392	"BIORESOURC DEVELOPMENT CENTRE, ILORIN KWARA STATE"	0.00	0.00	0.00	70,603,664.06	-70,603,664.06
393	"BIORESOURC DEVELOPMENT CENTRE, ABAGANA ANAMBRA STATE"	0.00	0.00	0.00	70,493,827.29	-70,493,827.29
394	"BIORESOURC DEVELOPMENT CENTRE, OKA AKOKO ONDO STATE"	0.00	0.00	0.00	58,695,365.55	-58,695,365.55



NOTE 23						
TRANSFER TO OTHER GOVERNMENT ENTITIES -- contd.						
S/N	MDA	TRANSFER TO FUND RECURRENT EXPENDITURE- PAYMENT	TRANSFERS- PAYMENT TO INDIVIDUALS	TOTALS	TRANSFER FROM NOTE 12	TOTALS
		220701	220801			
		₦	₦	₦	₦	₦
398	"BOARD FOR TECHNOLOGY BUSINESS INCUBATOR CENTRE - ABUJA"	0.00	0.00	0.00	379,704,770.16	-379,704,770.16
399	NORTH WEST ZONAL OFFICE, KANO	0.00	0.00	0.00	6,077,684.65	-6,077,684.65
400	SOUTH WEST ZONAL OFFICE, LAGOS	0.00	0.00	0.00	6,077,684.65	-6,077,684.65
401	SOUTH SOUTH ZONAL OFFICE, BENIN	60,000.00	0.00	60,000.00	6,077,684.65	-6,017,684.65
402	"TECHNOLOGY BUSINESS INCUBATOR CENTRE - AGEGE"	0.00	0.00	0.00	126,967,102.77	-126,967,102.77
403	"TECHNOLOGY BUSINESS INCUBATOR CENTRE - ABA"	0.00	0.00	0.00	60,704,417.05	-60,704,417.05
404	"TECHNOLOGY BUSINESS INCUBATOR CENTRE - KANO"	0.00	0.00	0.00	89,148,102.74	-89,148,102.74
405	"TECHNOLOGY BUSINESS INCUBATOR CENTRE - NNEWI"	0.00	0.00	0.00	70,775,033.99	-70,775,033.99
406	"TECHNOLOGY BUSINESS INCUBATOR CENTRE - CALABAR"	0.00	0.00	0.00	58,964,592.20	-58,964,592.20
407	"TECHNOLOGY BUSINESS INCUBATOR CENTRE - MINNA"	0.00	0.00	0.00	85,354,052.48	-85,354,052.48
408	"TECHNOLOGY BUSINESS INCUBATOR CENTRE - WARRI"	0.00	0.00	0.00	52,288,444.31	-52,288,444.31
409	"TECHNOLOGY BUSINESS INCUBATOR CENTRE - MAIDUGURI"	0.00	0.00	0.00	62,427,861.17	-62,427,861.17
410	"TECHNOLOGY BUSINESS INCUBATOR CENTRE - GUSAU"	0.00	0.00	0.00	80,784,557.77	-80,784,557.77
411	"TECHNOLOGY BUSINESS INCUBATOR CENTRE - SOKOTO"	0.00	0.00	0.00	56,195,044.70	-56,195,044.70
412	"TECHNOLOGY BUSINESS INCUBATOR CENTRE - UYO"	0.00	0.00	0.00	49,178,722.30	-49,178,722.30
413	"TECHNOLOGY BUSINESS INCUBATOR CENTRE - B/ KEBBI"	0.00	0.00	0.00	46,328,017.23	-46,328,017.23
414	"TECHNOLOGY BUSINESS INCUBATOR CENTRE - IGBOTAKO"	20,725.64	0.00	20,725.64	49,678,142.96	-49,657,417.32
415	"TECHNOLOGY BUSINESS INCUBATOR CENTRE - BAUCHI"	0.00	0.00	0.00	78,746,604.96	-78,746,604.96
416	"TECHNOLOGY BUSINESS INCUBATOR CENTRE - IBADAN"	1,309,000.00	0.00	1,309,000.00	84,778,853.47	-83,469,853.47
417	"TECHNOLOGY BUSINESS INCUBATOR CENTRE - BENIN"	560,000.00	0.00	560,000.00	68,997,358.69	-68,437,358.69
418	"TECHNOLOGY BUSINESS INCUBATOR CENTRE - OKWE ONUIMO"	0.00	0.00	0.00	52,697,685.38	-52,697,685.38
419	"TECHNOLOGY BUSINESS INCUBATOR CENTRE - ABEOKUTA"	0.00	0.00	0.00	121,766,769.55	-121,766,769.55
420	"TECHNOLOGY BUSINESS INCUBATOR CENTRE - YOLA"	0.00	0.00	0.00	42,505,550.56	-42,505,550.56
421	"TECHNOLOGY BUSINESS INCUBATOR CENTRE - JOS"	0.00	0.00	0.00	71,788,954.11	-71,788,954.11
422	"TECHNOLOGY BUSINESS INCUBATOR CENTRE - YENEGOA"	0.00	0.00	0.00	44,690,898.71	-44,690,898.71
423	"NATIONAL CENTRE FOR GENETIC RESEARCH AND BIOTECHNOLOGY - IBADAN"	0.00	0.00	0.00	360,166,884.66	-360,166,884.66
424	"ELECTRONICS DEVELOPMENT INSTITUTE (ELDI), AWKA"	0.00	0.00	0.00	297,957,141.08	-297,957,141.08
425	"NATIONAL CENTRE FOR TECHNOLOGY MANAGEMENT, HQTRS, ILE IFE"	5,200,000.00	0.00	5,200,000.00	609,111,439.08	-603,911,439.08
426	"REGIONAL CENTRE FOR TECHNOLOGY MANAGEMENT (NACETEM - LAGOS)"	0.00	0.00	0.00	14,730,455.25	-14,730,455.25
427	"NATIONAL ENGINEERING DESIGN AND DEVELOPMENT CENTRE -NNEWI"	141,300.00	0.00	141,300.00	341,863,630.94	-341,722,330.94
428	"CENTRE FOR SATELLITE TECHNOLOGY DEVELOPMENT - ABUJA"	0.00	0.00	0.00	1,485,582,436.19	-1,485,582,436.19
429	"NIGERIAN BUILDING AND ROAD RESEARCH INSTITUTE - LAGOS"	0.00	0.00	0.00	1,026,240,212.23	-1,026,240,212.23
430	PROJECT DEVELOPMENT INSTITUTE - ENUGU	0.00	0.00	0.00	862,345,883.71	-862,345,883.71
431	"NATIONAL OFFICE OF TECHNOLOGY ACQUISITION AND PROMOTION - ABUJA"	0.00	0.00	0.00	385,719,245.61	-385,719,245.61
432	"NATIONAL RESEARCH INSTITUTE FOR CHEMICAL TECHNOLOGY -ZARIA"	0.00	0.00	0.00	981,036,452.06	-981,036,452.06
433	"NIGERIAN INSTITUTE FOR TRYPANOSOMIASIS RESEARCH - KADUNA"	370,181.19	0.00	370,181.19	1,551,076,307.24	-1,550,706,126.05



NOTE 23						
TRANSFER TO OTHER GOVERNMENT ENTITIES -- contd.						
S/N	MDA	TRANSFER TO FUND RECURRENT EXPENDITURE-PAYMENT	TRANSFERS-PAYMENT TO INDIVIDUALS	TOTALS	TRANSFER FROM NOTE 12	TOTALS
		220701	220801			
		₦	₦	₦	₦	₦
434	"FEDERAL INSTITUTE OF INDUSTRIAL RESEARCH -OSHODI"	0.00	0.00	0.00	1,863,724,476.20	-1,863,724,476.20
435	"SCIENCE EQUIPMENT DEVELOPMENT INSTITUTE- ENUGU"	1,060,345.79	0.00	1,060,345.79	1,003,156,874.44	-1,002,096,528.65
436	"HYDRAULIC EQUIPMENT RESEARCH INSTITUTE - KANO"	0.00	0.00	0.00	295,898,215.16	-295,898,215.16
437	"ENGINEERING MATERIALS DEVELOPMENT INSTITUTE - AKURE"	0.00	0.00	0.00	385,472,910.42	-385,472,910.42
438	"NIGERIA INSTITUTE OF LEATHER AND SCIENCE TECHNOLOGY (NILEST) HQTRS"	1,329,129.62	0.00	1,329,129.62	1,188,488,173.22	-1,187,159,043.60
439	"HEAVY LEATHER MANUFACTURE CENTRE, MAIDUGURI"	0.00	0.00	0.00	30,289,589.21	-30,289,589.21
440	"LIGHT LEATHER MANUFACTURE CENTRE, SOKOTO"	0.00	0.00	0.00	27,432,718.94	-27,432,718.94
441	"RAW HIDES & SKIN IMPROVEMENT CENTRE, JOS"	0.00	0.00	0.00	57,431,980.85	-57,431,980.85
442	"EFFLUENT & POLLUTION MONITORING ENTRE, KANO"	0.00	0.00	0.00	64,624,716.15	-64,624,716.15
443	"NIGERIA INSTITUTE FOR SCIENCE LABORATORY TECHNOLOGY - IBADAN"	0.00	0.00	0.00	265,030,242.95	-265,030,242.95
444	"POWER EQUIPMENT AND ELECTRICAL MACHINERY DEVELOPMENT CENTRE - OKENE"	0.00	0.00	0.00	277,635,349.88	-277,635,349.88
445	"SCIENCE EQUIPMENT DEVELOPMENT INTITUTE - MINNA"	0.00	0.00	0.00	506,201,293.46	-506,201,293.46
446	"TECHNOLOGY BUSINESS INCUBATOR CENTRE - ILORIN"	0.00	0.00	0.00	71,808,051.49	-71,808,051.49
447	"TECHNOLOGY BUSINESS INCUBATOR CENTRE - TARABA"	0.00	0.00	0.00	46,036,659.91	-46,036,659.91
448	"TECHNOLOGY BUSINESS INCUBATOR CENTRE - KADUNA"	0.00	0.00	0.00	100,358,998.51	-100,358,998.51
449	"PROTOTYPE ENGINEERING DEVELOPMENT INSTITUTE , ILESHA"	0.00	0.00	0.00	347,033,394.39	-347,033,394.39
450	"ADVANCE MANUFACTURING TECHNOLOGY PROGRAMME, TARABA"	0.00	0.00	0.00	169,401,338.14	-169,401,338.14
451	SOKOTO ENERGY RESEARCH	0.00	0.00	0.00	9,976,164.45	-9,976,164.45
452	"CENTRE FOR ENERGY RESEARCH AND DEVELOPMENT, NSUKA"	0.00	0.00	0.00	10,141,075.10	-10,141,075.10
453	"NATIONAL CENTRE FOR ENERGY EFFICIENCY AND CONSERVATIVE,UNIVERSITY OF LAGOS."	0.00	0.00	0.00	7,293,220.45	-7,293,220.45
454	"NATIONAL CENTRE FOR HYDROPOWER RESEARCH AND DEVELOPMENT ,UNIVERSITY OF ILORIN"	0.00	0.00	0.00	13,478,472.55	-13,478,472.55
455	"NATIONAL CENTRE FOR ENERGY AND ENVIRONMENT ,UNIVERSITY OF BENIN"	0.00	0.00	0.00	11,885,784.05	-11,885,784.05
456	"TECHNOLOGY BUSINESS INCUBATOR - ENUGU"	0.00	0.00	0.00	70,336,487.02	-70,336,487.02
457	ENERGY COMMISSION OF NIGERIA	0.00	0.00	0.00	1,589,948,126.63	-1,589,948,126.63
458	"NATIONAL CENTRE FOR PETROLEUM RESEARCH AND DEVELOPMENT (NCPRD), ABUBAKAR TAFAWA BALEWA UNIVERSITY BAUCHI"	0.00	0.00	0.00	15,543,741.65	-15,543,741.65
459	"TECHNOLOGY BUSINESS INCUBATION CENTRE ADO-EKITI"	90,000.00	0.00	90,000.00	65,692,647.06	-65,602,647.06
460	"TECHNOLOGY BUSINESS INCUBATION CENTRE ILE-IFE"	0.00	0.00	0.00	46,530,118.25	-46,530,118.25
461	"FEDERAL MINISTRY OF TRANSPORT - HQTRS"	0.00	0.00	0.00	7,811,477,513.33	-7,811,477,513.33
462	"NIGERIAN INSTITUTE OF TRANSPORT TECHNOLOGY"	0.00	0.00	0.00	1,068,511,952.21	-1,068,511,952.21
463	NIGERIAN RAILWAY	0.00	0.00	0.00	7,163,832,715.41	-7,163,832,715.41
464	"NATIONAL INLAND WATERWAYS AUTHORITY"	0.00	0.00	0.00	873,400,473.07	-873,400,473.07
465	MARITIME ACADEMY, ORON	25,458,592.12	0.00	25,458,592.12	1,009,342,364.72	-983,883,772.60
466	"COUNCIL FOR THE REGULATION OF FREIGHT FORWARDING IN NIGERIA"	0.00	0.00	0.00	432,267,477.87	-432,267,477.87
467	FEDERAL MINISTRY OF AVIATION	560,000.00	0.00	560,000.00	670,090,114.80	-669,530,114.80



NOTE 23						
TRANSFER TO OTHER GOVERNMENT ENTITIES -- contd.						
S/N	MDA	TRANSFER TO FUND RECURRENT EXPENDITURE- PAYMENT	TRANSFERS- PAYMENT TO INDIVIDUALS	TOTALS	TRANSFER FROM NOTE 12	TOTALS
		220701	220801			
		₦	₦	₦	₦	₦
468	"NIGERIAN COLLEGE OF AVIATIONTECHNOLOGY-ZARIA"	181,035,933.18	0.00	181,035,933.18	1,600,452,387.11	-1,419,416,453.93
469	NIGERIAN METEOROLOGICAL AGENCY	0.00	0.00	0.00	3,719,652,027.99	-3,719,652,027.99
470	ACCIDENT AND INVESTIGATION BUREAU	0.00	0.00	0.00	96,878,272.00	-96,878,272.00
471	"FEDERAL MINISTRY OF POWER HQTRS"	0.00	0.00	0.00	2,255,059,628.85	-2,255,059,628.85
472	"NATIONAL RURAL ELECTRIFICATION AGENCY"	298,572,200.43	0.00	298,572,200.43	1,008,357,659.12	-709,785,458.69
473	"NIGERIAN ELECTRICITY MANAGEMENT SERVICES AGENCY (NEMSA) HQTRS"	460,637,582.58	0.00	460,637,582.58	1,713,683,022.60	-1,253,045,440.02
474	"NATIONAL POWER TRAINING INSTITUTE"	0.00	0.00	0.00	808,428,536.48	-808,428,536.48
475	"NIGERIA ELECTRICITY LIABILITY MANAGEMENT LIMITED"	0.00	0.00	0.00	333,807,829.83	-333,807,829.83
476	"FEDERAL MINISTRY OF WORKS AND HOUSING"	0.00	0.00	0.00	9,240,533,644.47	-9,240,533,644.47
477	"OFFICE OF THE SURVEYOR-GENERAL OF THE FEDERATION"	3,667,657.50	0.00	3,667,657.50	0.00	3,667,657.50
478	"FEDERAL ROAD MAINTENANCE AGENCY"	551,257.50	0.00	551,257.50	0.00	551,257.50
479	"COUNCIL FOR THE REGULATION OF ENGINEERING IN NIGERIA (COREN)"	138,000,000.00	0.00	138,000,000.00	216,707,578.56	-78,707,578.56
480	SURVEY COUNCIL OF NIGERIA	0.00	0.00	0.00	128,005,029.88	-128,005,029.88
481	"MINISTRY OF PETROLEUM RESOURCES HQTRS"	36,363,960.00	0.00	36,363,960.00	1,137,803,300.30	-1,101,439,340.30
482	"DEPARTMENT OF PETROLEUM RESOURCES"	134,600.00	0.00	134,600.00	37,358,503,632.71	-37,358,369,032.71
483	PETROLEUM TRAINING INSTITUTE	0.00	0.00	0.00	15,013,861,919.15	-15,013,861,919.15
484	"PETROLEUM PRODUCTS PRICING REGULATORY AGENCY (PPRA)"	0.00	0.00	0.00	11,212,938,220.96	-11,212,938,220.96
485	"NIGERIA NUCLEAR REGULATORY AUTHORITY"	0.00	0.00	0.00	17,717,778,649.96	-17,717,778,649.96
486	"MINISTRY OF MINES AND STEEL DEVELOPMENT- HQTRS"	30,000.00	0.00	30,000.00	4,527,992,371.17	-4,527,962,371.17
487	"COUNCIL OF NIGERIAN MINING ENGINEERS AND GEOSCIENCES"	0.00	0.00	0.00	48,687,710.31	-48,687,710.31
488	"NIGERIAN GEOLOGICAL SURVEY AGENCY."	5,125,500.00	0.00	5,125,500.00	1,297,101,134.28	-1,291,975,634.28
489	"NATIONAL STEEL RAW MATERIALS EXPLORATION AGENCY, KADUNA"	4,304,497.50	0.00	4,304,497.50	577,108,505.86	-572,804,008.36
490	"NATIONAL METALLURGICAL DEVELOPMENT CENTRE, JOS"	0.00	0.00	0.00	655,881,077.84	-655,881,077.84
491	"METALLURGICAL TRAINING INSTITUTE, ONITSHA"	0.00	0.00	0.00	412,114,900.83	-412,114,900.83
492	"NATIONAL IRON ORE MINING PROJECT - ITAKPE"	0.00	0.00	0.00	2,129,897,503.04	-2,129,897,503.04
493	"NIGERIA INSTITUTE OF MINING AND GEOSCIENCE"	2,008,298.89	0.00	2,008,298.89	356,160,053.80	-354,151,754.91
494	"NIGERIA MINING CADASTRE OFFICE & CENTRES"	0.00	0.00	0.00	236,776,051.73	-236,776,051.73
495	AJAKUTA STEEL COMPANY LIMITED	0.00	0.00	0.00	4,371,521,451.88	-4,371,521,451.88
496	"SOLID MINERAL DEVELOPMENT FUND OFFICE"	0.00	0.00	0.00	68,741,703.39	-68,741,703.39
497	"NATIONAL SALARIES, INCOMES AND WAGES COMMISSION"	0.00	0.00	0.00	736,739,793.65	-736,739,793.65
498	"REVENUE MOBILIZATION, ALLOCATION, AND FISCAL COMMISSION"	0.00	0.00	0.00	2,095,017,330.13	-2,095,017,330.13
499	FISCAL RESPONSIBILITY COMMISSION	0.00	0.00	0.00	260,810,340.79	-260,810,340.79
500	"FEDERAL MINISTRY OF WATER RESOURCES - HQTRS"	3,540,000.00	0.00	3,540,000.00	1,752,440,017.35	-1,748,900,017.35
501	"NIGERIA HYDROLOGICAL SERVICE AGENCY"	0.00	0.00	0.00	343,363,590.57	-343,363,590.57
502	ANAMBRA/ IMO RBDA	6,535,642.50	0.00	6,535,642.50	564,400,895.18	-557,865,252.68
503	BENIN/ OWENA RBDA	0.00	0.00	0.00	415,887,313.38	-415,887,313.38
504	CHAD BASIN RBDA	2,138,000.00	0.00	2,138,000.00	416,239,420.75	-414,101,420.75
505	CROSS RIVER RBDA	0.00	0.00	0.00	461,593,068.40	-461,593,068.40
506	HADEJIA-JAMAÁ,ÁARE RBDA	17,215,942.49	0.00	17,215,942.49	497,501,499.50	-480,285,557.01
507	LOWER BENUE RBDA	0.00	0.00	0.00	456,103,110.51	-456,103,110.51



NOTE 23						
TRANSFER TO OTHER GOVERNMENT ENTITIES -- contd.						
S/N	MDA	TRANSFER TO FUND RECURRENT EXPENDITURE-PAYMENT	TRANSFERS-PAYMENT TO INDIVIDUALS	TOTALS	TRANSFER FROM NOTE 12	TOTALS
		220701	220801			
		₦	₦	₦	₦	₦
508	LOWER NIGER RBDA	19,405,868.04	0.00	19,405,868.04	564,451,157.80	-545,045,289.76
509	NIGER DELTA RBDA	0.00	0.00	0.00	658,676,560.66	-658,676,560.66
510	OGUN/ OSUN RBDA	210,000.00	0.00	210,000.00	358,804,390.10	-358,594,390.10
511	SOKOTO RIMA RBDA	7,350,000.00	0.00	7,350,000.00	418,431,258.98	-411,081,258.98
512	UPPER BENUE RBDA	0.00	0.00	0.00	434,161,722.23	-434,161,722.23
513	UPPER NIGER RBDA	0.00	0.00	0.00	403,063,603.99	-403,063,603.99
514	"NATIONAL WATER RESOURCES INSTITUTE- KADUNA"	0.00	0.00	0.00	433,346,424.20	-433,346,424.20
515	"NIGERIA INTEGRATED WATER MANAGEMENT COMMISSION"	20,213,160.00	0.00	20,213,160.00	207,577,425.80	-187,364,265.80
516	NIGERIA CUSTOMS SERVICES	110,464,324.77	0.00	110,464,324.77	92,883,026,954.42	-92,772,562,629.65
LAW & JUSTICES SECTOR						
517	NATIONAL JUDICIAL COUNCIL- ABUJA	0.00	0.00	0.00	12,939,938,604.36	-12,939,938,604.36
518	SUPREME COURT OF NIGERIA	4,037,511.48	0.00	4,037,511.48	6,812,300,227.51	-6,808,262,716.03
519	COURT OF APPEAL	14,987,741.54	0.00	14,987,741.54	9,963,375,746.91	-9,948,388,005.37
520	FEDERAL HIGH COURT-ABUJA	547,703,447.44	0.00	547,703,447.44	9,630,174,829.04	-9,082,471,381.60
521	HIGH COURT OF JUSTICE-FCT ABUJA	168,110,225.00	0.00	168,110,225.00	7,302,440,895.12	-7,134,330,670.12
522	SHARIA COURT OF APPEAL-ABUJA	9,137,721.00	0.00	9,137,721.00	2,587,155,623.06	-2,578,017,902.06
523	CUSTOMARY COURT OF APPEAL-ABUJA	15,635,804.85	0.00	15,635,804.85	3,891,827,799.97	-3,876,191,995.12
524	NATIONAL INDUSTRIAL COURT	71,266,774.34	0.00	71,266,774.34	7,066,560,252.68	-6,995,293,478.34
525	NATIONAL JUDICIAL INSTITUTE-ABUJA	3,229,000.00	0.00	3,229,000.00	2,364,410,454.54	-2,361,181,454.54
526	JUDICIARY SERVICE COMMITTEE-FCT ABUJA	0.00	0.00	0.00	2,352,100,788.73	-2,352,100,788.73
527	FEDERAL JUDICIARY SERVICE COMMISSION-ABUJA	3,589,800.00	0.00	3,589,800.00	2,020,124,325.14	-2,016,534,525.14
528	"FEDERAL MINISTRY OF JUSTICE - HQTRS"	4,385,595.97	0.00	4,385,595.97	5,813,090,254.96	-5,808,704,658.99
529	"NIGERIAN LAW REFORM COMMISSION"	0.00	0.00	0.00	362,583,779.33	-362,583,779.33
530	LEGAL AID COUNCIL	1,130,000.00	0.00	1,130,000.00	2,245,573,683.78	-2,244,443,683.78
531	COUNCIL OF LEGAL EDUCATION	25,192,792.00	0.00	25,192,792.00	1,350,251,964.33	-1,325,059,172.33
532	"NIGERIA INSTITUTE OF ADVANCED LEGAL STUDIES"	2,917,500.00	0.00	2,917,500.00	704,588,691.35	-701,671,191.35
533	"NATIONAL HUMAN RIGHTS COMMISSION"	1,461,608.22	0.00	1,461,608.22	2,020,910,677.11	-2,019,449,068.89
534	"REGIONAL CENTRE FOR INT'L COMMERCIAL ARBITRATION"	0.00	0.00	0.00	70,380,685.40	-70,380,685.40
535	"NATIONAL DRUG LAW ENFORCEMENT AGENCY"	26,000.00	0.00	26,000.00	9,203,936,110.34	-9,203,910,110.34
536	NIGERIAN COPYRIGHT COMMISSION	17,289,704.84	0.00	17,289,704.84	582,395,263.81	-565,105,558.97
537	"NATIONAL AGENCY FOR THE PROHIBITION OF TRAFFIC IN PERSONS"	0.00	0.00	0.00	2,012,875,869.80	-2,012,875,869.80
538	"INDEPENDENT CORRUPT PRACTICES AND RELATED OFFENCES COMMISSION"	0.00	0.00	0.00	7,616,692,184.35	-7,616,692,184.35
539	CODE OF CONDUCT BUREAU	0.00	0.00	0.00	2,088,328,510.91	-2,088,328,510.91
REGIONAL SECTOR						
540	"FEDERAL MINISTRY OF NIGER DELTA HQTRS"	409,000.00	0.00	409,000.00	1,676,173,923.20	-1,675,764,923.20
541	"NIGER DELTA DEVELOPMENT COMMISSION"	0.00	0.00	0.00	45,947,397,565.98	-45,947,397,565.98
SOCIAL SECTOR						
542	"FEDERAL MINISTRY OF YOUTH & SPORTS DEVELOPMENT - HQTRS"	8,676,042.50	0.00	8,676,042.50	5,673,127,962.55	-5,664,451,920.05
543	"CITIZENSHIP AND LEADERSHIP TRAINING CENTRE"	22,923,769.76	0.00	22,923,769.76	1,211,320,960.72	-1,188,397,190.96
544	"NATIONAL YOUTH SERVICE CORPS (NYSC)"	2,153,550.00	0.00	2,153,550.00	156,454,900,752.99	-156,452,747,202.99



NOTE 23						
TRANSFER TO OTHER GOVERNMENT ENTITIES -- contd.						
S/N	MDA	TRANSFER TO FUND RECURRENT EXPENDITURE- PAYMENT	TRANSFERS- PAYMENT TO INDIVIDUALS	TOTALS	TRANSFER FROM NOTE 12	TOTALS
		220701	220801			
		₦	₦	₦	₦	₦
545	NIGERIA FOOTBALL FEDERATION	0.00	0.00	0.00	662,043,669.92	-662,043,669.92
546	NIGERIA INSTITUTE FOR SPORTS (NIS)	0.00	0.00	0.00	445,393,218.18	-445,393,218.18
547	"FEDERAL MINISTRY OF WOMEN AFFAIRS - HQTRS"	14,000.00	0.00	14,000.00	1,296,352,314.87	-1,296,338,314.87
548	"NATIONAL CENTRE FOR WOMEN DEVELOPMENT"	0.00	0.00	0.00	377,077,697.10	-377,077,697.10
549	FEDERAL MINISTRY OF EDUCATION - HQTRS	20,336,052.48	0.00	20,336,052.48	7,544,960,427.71	-7,524,624,375.23
550	"WEST AFRICAN EXAMINATION COUNCIL (INTERNATIONAL)"	0.00	0.00	0.00	573,293,715.38	-573,293,715.38
551	JOINT ADMISSIONS MATRICULATION BOARD	0.00	0.00	0.00	3,192,717,513.42	-3,192,717,513.42
552	"WEST AFRICAN EXAMINATION COUNCIL (LOCAL)"	0.00	0.00	0.00	2,912,021,454.45	-2,912,021,454.45
553	"NATIONAL INSTITUTE FOR EDUCATION PLANNING & ADMINISTRATION"	0.00	0.00	0.00	548,419,119.84	-548,419,119.84
554	NATIONAL LIBRARY OF NIGERIA	4,155,370.00	0.00	4,155,370.00	1,221,274,570.07	-1,217,119,200.07
555	NATIONAL EXAMINATIONS COUNCIL	940,543,417.66	0.00	940,543,417.66	7,487,056,102.51	-6,546,512,684.85
556	MASS LITERACY COUNCIL	0.00	0.00	0.00	1,029,166,265.90	-1,029,166,265.90
557	NOMADIC EDUCATION COMMISSION	0.00	0.00	0.00	724,095,735.80	-724,095,735.80
558	"NATIONAL EDUCATION RESEARCH & DEVELOPMENT COUNCIL"	0.00	0.00	0.00	898,975,898.68	-898,975,898.68
559	"NATIONAL BUSINESS AND TECHNICAL EDUCATION BOARD"	42,500,000.00	0.00	42,500,000.00	1,404,682,517.35	-1,362,182,517.35
560	"TEACHERS REGISTRATION COUNCIL OF NIGERIA"	266,335,065.04	0.00	266,335,065.04	1,210,877,032.65	-944,541,967.61
561	"COMPUTER REGISTRATION COUNCIL OF NIGERIA"	1,000,161.00	0.00	1,000,161.00	178,060,764.70	-177,060,603.70
562	"NATIONAL COMMISSION FOR COLLEGE EDUCATION SECRETARIAT"	3,371,602.35	0.00	3,371,602.35	886,382,099.76	-883,010,497.41
563	NATIONAL TEACHERS INSTITUTE	0.00	0.00	0.00	1,424,765,678.22	-1,424,765,678.22
564	FEDERAL POLYTECHNIC ADO-EKITI	0.00	0.00	0.00	1,308,456,401.70	-1,308,456,401.70
565	FEDERAL POLYTECHNIC BAUCHI	0.00	0.00	0.00	1,342,581,085.62	-1,342,581,085.62
566	FEDERAL POLYTECHNIC BIDA	16,000.00	0.00	16,000.00	1,747,895,321.72	-1,747,879,321.72
567	FEDERAL POLYTECHNIC IDAH	0.00	0.00	0.00	1,070,913,521.56	-1,070,913,521.56
568	FEDERAL POLYTECHNIC KAURA-NAMODA	5,088,869.27	0.00	5,088,869.27	1,300,483,416.83	-1,295,394,547.56
569	FEDERAL POLYTECHNIC MUBI	0.00	0.00	0.00	1,648,344,605.66	-1,648,344,605.66
570	FEDERAL POLYTECHNIC NASARAWA	0.00	0.00	0.00	1,308,456,401.70	-1,308,456,401.70
571	"AKANU IBIAM FEDERAL POLYTECHNIC, UNWANA - AFIKPO"	153,850.00	0.00	153,850.00	4,691,301,287.82	-4,691,147,437.82
572	FEDERAL POLYTECHNIC KADUNA	0.00	0.00	0.00	3,263,887,611.28	-3,263,887,611.28
573	FEDERAL POLYTECHNIC OFFA	0.00	0.00	0.00	1,277,681,874.62	-1,277,681,874.62
574	FEDERAL POLYTECHNIC EDE	4,708,621.59	0.00	4,708,621.59	942,426,029.75	-937,717,408.16
575	FEDERAL POLYTECHNIC AUCHI	1,923,000.00	0.00	1,923,000.00	4,755,695,834.99	-4,753,772,834.99
576	FEDERAL POLYTECHNIC NEKEDE	0.00	0.00	0.00	1,622,852,683.49	-1,622,852,683.49
577	FEDERAL POLYTECHNIC OKO	10,219,700.87	0.00	10,219,700.87	2,183,851,350.10	-2,173,631,649.23
578	FEDERAL POLYTECHNIC DAMATURU	0.00	0.00	0.00	560,710,496.70	-560,710,496.70
579	FEDERAL POLYTECHNIC HUSSAINI ADAMU	6,000.00	0.00	6,000.00	426,642,852.66	-426,636,852.66
580	FEDERAL POLYTECHNIC GWANDU	0.00	0.00	0.00	1,190,471,831.54	-1,190,471,831.54
581	FEDERAL POLYTECHNIC ILARO	0.00	0.00	0.00	898,413,665.59	-898,413,665.59
582	YABA COLLEGE OF TECHNOLOGY	0.00	0.00	0.00	1,989,317,182.64	-1,989,317,182.64
583	FEDERAL POLYTECHNIC BALI	0.00	0.00	0.00	618,745,773.72	-618,745,773.72
584	FEDERAL POLYTECHNIC EKOWE	0.00	0.00	0.00	606,875,225.14	-606,875,225.14
585	FEDERAL POLYTECHNIC BONNY	0.00	0.00	0.00	327,294,354.71	-327,294,354.71
586	FEDERAL POLYTECHNIC UKANA	0.00	0.00	0.00	128,749,365.74	-128,749,365.74



NOTE 23						
TRANSFER TO OTHER GOVERNMENT ENTITIES -- contd.						
S/N	MDA	TRANSFER TO FUND RECURRENT EXPENDITURE-PAYMENT	TRANSFERS-PAYMENT TO INDIVIDUALS	TOTALS	TRANSFER FROM NOTE 12	TOTALS
		220701	220801			
		₦	₦	₦	₦	₦
587	"NATIONAL INSTITUTE FOR CONSTRUCTION TECHNOLOGY UROMI, EDO STATE"	0.00	0.00	0.00	221,754,839.87	-221,754,839.87
588	"FEDERAL POLYTECHNIC, ILE-OLUJAI, ONDO STATE"	3,005,000.00	0.00	3,005,000.00	236,098,174.89	-233,093,174.89
589	FEDERAL COLLEGE OF EDUCATION ABEOKUTA	0.00	0.00	0.00	820,552,133.49	-820,552,133.49
590	FEDERAL COLLEGE OF EDUCATION AKOKA	0.00	0.00	0.00	667,930,590.75	-667,930,590.75
591	FEDERAL COLLEGE OF EDUCATION ASABA	0.00	0.00	0.00	871,773,196.25	-871,773,196.25
592	FEDERAL COLLEGE OF EDUCATION BICHI	0.00	0.00	0.00	890,929,271.19	-890,929,271.19
593	FEDERAL COLLEGE OF EDUCATION GOMBE	0.00	0.00	0.00	928,536,070.60	-928,536,070.60
594	FEDERAL COLLEGE OF EDUCATION GUSAU	0.00	0.00	0.00	497,597,281.60	-497,597,281.60
595	FEDERAL COLLEGE OF EDUCATION KANO	376,794.28	0.00	376,794.28	886,765,299.61	-886,388,505.33
596	FEDERAL COLLEGE OF EDUCATION KATSINA	27,000.00	0.00	27,000.00	635,873,706.30	-635,846,706.30
597	"FEDERAL COLLEGE OF EDUCATION KOTANGORA"	17,500.00	0.00	17,500.00	799,642,074.57	-799,624,574.57
598	FEDERAL COLLEGE OF EDUCATION OBUDU	5,000.00	0.00	5,000.00	1,007,518,428.86	-1,007,513,428.86
599	FEDERAL COLLEGE OF EDUCATION OKENE	0.00	0.00	0.00	975,229,783.68	-975,229,783.68
600	FEDERAL COLLEGE OF EDUCATION OMUKU	0.00	0.00	0.00	1,101,274,027.96	-1,101,274,027.96
601	FEDERAL COLLEGE OF EDUCATION ONDO	4,000.00	0.00	4,000.00	1,945,616,824.44	-1,945,612,824.44
602	FEDERAL COLLEGE OF EDUCATION OYO	0.00	0.00	0.00	1,231,436,236.93	-1,231,436,236.93
603	FEDERAL COLLEGE OF EDUCATION PANKSHIN	0.00	0.00	0.00	893,792,098.92	-893,792,098.92
604	FEDERAL COLLEGE OF EDUCATION POTISKUM	17,040.00	0.00	17,040.00	526,160,176.61	-526,143,136.61
605	FEDERAL COLLEGE OF EDUCATION UMUNZE	0.00	0.00	0.00	1,009,101,365.33	-1,009,101,365.33
606	FEDERAL COLLEGE OF EDUCATION YOLA	0.00	0.00	0.00	679,450,527.28	-679,450,527.28
607	FEDERAL COLLEGE OF EDUCATION ZARIA	185,000.00	0.00	185,000.00	1,818,998,920.98	-1,818,813,920.98
608	"FEDERAL COLLEGE OF EDUCATION EHA- AMUFU"	0.00	0.00	0.00	752,691,575.28	-752,691,575.28
609	"ALVAN IKOKU COLLEGE OF EDUCATION, OWERRI"	0.00	0.00	0.00	1,942,066,195.91	-1,942,066,195.91
610	"NATIONAL UNIVERSITIES COMMISSION SECRETARIAT"	0.00	0.00	0.00	2,057,761,339.10	-2,057,761,339.10
611	UNIVERSITY OF IBADAN	0.00	0.00	0.00	3,917,928,449.69	-3,917,928,449.69
612	UNIVERSITY OF LAGOS	5,000.00	0.00	5,000.00	3,632,080,510.64	-3,632,075,510.64
613	UNIVERSITY OF NIGERIA, NNSUKA	0.00	0.00	0.00	3,914,313.60	-3,914,313.60
614	AHMADU BELLO UNIVERSITY, ZARIA	0.00	0.00	0.00	5,726,948,904.39	-5,726,948,904.39
615	OBAFEMI AWOLowo UNIVERSITY	6,312,807.96	0.00	6,312,807.96	3,771,460,903.86	-3,765,148,095.90
616	UNIVERSITY OF BENIN	0.00	0.00	0.00	5,101,275,247.22	-5,101,275,247.22
617	UNIVERSITY OF JOS	18,000.00	0.00	18,000.00	2,912,018,223.07	-2,912,000,223.07
618	UNIVERSITY OF CALABAR	0.00	0.00	0.00	6,154,377,934.45	-6,154,377,934.45
619	UNIVERSITY OF ILORIN	0.00	0.00	0.00	2,779,820,819.32	-2,779,820,819.32
620	UNIVERSITY OF ABUJA	6,339,951.80	0.00	6,339,951.80	1,489,775,204.85	-1,483,435,253.05
621	UNIVERSITY OF PORT HARCOURT	0.00	0.00	0.00	3,520,870,157.07	-3,520,870,157.07
622	"ABUBAKAR TAFAWA BALEWA UNIVERSITY, BAUCHI"	0.00	0.00	0.00	1,674,254,380.36	-1,674,254,380.36
623	UNIVERSITY OF TECHNOLOGY, OWERRI	0.00	0.00	0.00	3,042,841,675.07	-3,042,841,675.07
624	FEDERAL UNIVERSITY OF TECHNOLOGY, AKURE	0.00	0.00	0.00	1,675,039,969.75	-1,675,039,969.75
625	"FEDERAL UNIVERSITY OF TECHNOLOGY, MINNA"	0.00	0.00	0.00	1,757,495,520.03	-1,757,495,520.03
626	FEDERAL UNIVERSITY OF TECHNOLOGY, YOLA	14,417,561.85	0.00	14,417,561.85	1,297,752,011.64	-1,283,334,449.79
627	UNIVERSITY OF UYO	1,019,624.77	0.00	1,019,624.77	3,023,835,424.28	-3,022,815,799.51
628	UNIVERSITY OF MAIDUGURI	0.00	0.00	0.00	4,174,056,401.33	-4,174,056,401.33
629	NNAMDI AZIKIWE UNIVERSITY, AWKA	94,800.00	0.00	94,800.00	3,640,674,857.72	-3,640,580,057.72



NOTE 23						
TRANSFER TO OTHER GOVERNMENT ENTITIES -- contd.						
S/N	MDA	TRANSFER TO FUND RECURRENT EXPENDITURE- PAYMENT	TRANSFERS- PAYMENT TO INDIVIDUALS	TOTALS	TRANSFER FROM NOTE 12	TOTALS
		220701	220801			
		₦	₦	₦	₦	₦
633	"FRENCH LANGUAGE VILLAGE BADAGARY, LAGOS"	0.00	0.00	0.00	271,172,161.75	-271,172,161.75
634	ARABIC LANGUAGE VILLAGE BORNO	0.00	0.00	0.00	596,640,916.69	-596,640,916.69
635	"NATIONAL INSTITUTE FOR NIGERIAN LANGUAGES"	0.00	0.00	0.00	301,366,076.86	-301,366,076.86
636	FEDERAL UNIVERSITY OYE-EKITI	6,325,300.00	0.00	6,325,300.00	1,250,670,061.61	-1,244,344,761.61
637	FEDERAL UNIVERSITY OTUOKE	6,354,917.94	0.00	6,354,917.94	1,213,347,268.16	-1,206,992,350.22
638	FEDERAL UNIVERSITY DUTSE	1,504,715.34	0.00	1,504,715.34	1,464,181,794.88	-1,462,677,079.54
639	"ALEX EKWEME FEDERAL UNIVERSITY NDUFU ALIKE IKWO"	0.00	0.00	0.00	4,588,020,264.42	-4,588,020,264.42
640	FEDERAL UNIVERSITY LAFIA	379,922.74	0.00	379,922.74	1,000,477,279.04	-1,000,097,356.30
641	FEDERAL UNIVERSITY DUTSIN-MA	0.00	0.00	0.00	1,419,698,130.89	-1,419,698,130.89
642	FEDERAL UNIVERSITY KASHERE	0.00	0.00	0.00	1,436,292,550.40	-1,436,292,550.40
643	FEDERAL UNIVERSITY LOKOJA	0.00	0.00	0.00	865,751,099.78	-865,751,099.78
644	FEDERAL UNIVERSITY WUKARI	0.00	0.00	0.00	2,018,164,261.15	-2,018,164,261.15
645	FEDERAL UNIVERSITY OF BERNIN KEBBI	2,789,483.73	0.00	2,789,483.73	666,283,112.88	-663,493,629.15
646	FEDERAL UNIVERSITY OF GASHUA	0.00	0.00	0.00	702,510,976.53	-702,510,976.53
647	FEDERAL UNIVERSITY OF GUSAU	0.00	0.00	0.00	879,525,172.74	-879,525,172.74
648	NIGERIA MARITIME UNIVERSITY, OKERENKOKO	0.00	0.00	0.00	2,129,727,497.28	-2,129,727,497.28
649	"INTERNATIONAL CENTRE FOR BIOTECHNOLOGY, UNIVERSITY OF NIGERIA NSUKKA, ENUGU STATE"	0.00	0.00	0.00	60,776,831.80	-60,776,831.80
650	NIGERIAN ARMY UNIVERSITY BIU	0.00	0.00	0.00	416,044,956.38	-416,044,956.38
651	"DIVISION OF AGRICULTURAL COLLEGE, ABU ZARIA"	0.00	0.00	0.00	583,607,979.94	-583,607,979.94
652	"FEDERAL UNIVERSITY OF PETROLEUM RESOURCES, EFFURUN"	276,600.00	0.00	276,600.00	612,520,258.91	-612,243,658.91
653	NATIONAL OPEN UNIVERSITY	0.00	0.00	0.00	2,437,562,930.41	-2,437,562,930.41
654	F.S.C. SOKOTO	0.00	0.00	0.00	242,224,214.96	-242,224,214.96
655	FGC AZARE	0.00	0.00	0.00	291,457,523.19	-291,457,523.19
656	FGC BUNI-YADI	0.00	0.00	0.00	112,584,107.56	-112,584,107.56
657	FGC BIRIN YAURI	0.00	0.00	0.00	188,344,594.99	-188,344,594.99
658	FGC DAURA	0.00	0.00	0.00	288,978,872.31	-288,978,872.31
659	FGC GANYE	0.00	0.00	0.00	219,877,497.89	-219,877,497.89
660	FGC GARKI	0.00	0.00	0.00	586,614,921.93	-586,614,921.93
661	FGC IJANIKIN	0.00	0.00	0.00	580,570,479.33	-580,570,479.33
662	FGC IKET NISE	0.00	0.00	0.00	320,279,532.54	-320,279,532.54
663	FGC IKET VANDAKYA	2,932,000.00	0.00	2,932,000.00	255,095,959.80	-252,163,959.80
664	FGC IKOM	4,458,550.00	0.00	4,458,550.00	237,190,208.81	-232,731,658.81
665	FGC IKOT EKPENE	10,026,000.00	0.00	10,026,000.00	448,173,838.81	-438,147,838.81
666	FGC IKURIN	0.00	0.00	0.00	352,742,938.25	-352,742,938.25
667	FGC JOS	0.00	0.00	0.00	469,476,047.41	-469,476,047.41
668	FGC KADUNA	0.00	0.00	0.00	570,987,654.70	-570,987,654.70
669	FGC KANO	1,239,875.00	0.00	1,239,875.00	443,505,611.87	-442,265,736.87
670	FGC KEFFI	1,721,350.00	0.00	1,721,350.00	526,047,255.93	-524,325,905.93
671	FGC KIYAWA	140,000.00	0.00	140,000.00	221,805,988.04	-221,665,988.04
672	FGC KWALI	0.00	0.00	0.00	632,233,000.27	-632,233,000.27
673	FGC MAIDUGURI	0.00	0.00	0.00	439,719,933.00	-439,719,933.00
674	FGC MINJIBIR	260,000.00	0.00	260,000.00	282,251,356.45	-281,991,356.45
675	FGC MINNA	0.00	0.00	0.00	503,248,054.13	-503,248,054.13



NOTE 23						
TRANSFER TO OTHER GOVERNMENT ENTITIES -- contd.						
S/N	MDA	TRANSFER TO FUND RECURRENT EXPENDITURE-PAYMENT	TRANSFERS-PAYMENT TO INDIVIDUALS	TOTALS	TRANSFER FROM NOTE 12	TOTALS
		220701	220801			
		₦	₦	₦	₦	₦
679	FGC OGOJA	0.00	0.00	0.00	246,259,252.38	-246,259,252.38
680	FGC OHAFIA	0.00	0.00	0.00	224,935,225.44	-224,935,225.44
681	FGC OKIGWE	0.00	0.00	0.00	383,075,975.62	-383,075,975.62
682	FGC OKPOSI	1,178,900.00	0.00	1,178,900.00	257,297,176.83	-256,118,276.83
683	FGC ONITSHA	0.00	0.00	0.00	371,278,131.95	-371,278,131.95
684	FGC PORT HARCOURT	18,678,815.00	0.00	18,678,815.00	465,451,679.33	-446,772,864.33
685	FGC POTISKUM	0.00	0.00	0.00	192,578,508.20	-192,578,508.20
686	FGC RUBBOCHI	0.00	0.00	0.00	249,929,728.04	-249,929,728.04
687	FGC SOKOTO	0.00	0.00	0.00	344,690,750.85	-344,690,750.85
688	FGC UGWOLAWO	0.00	0.00	0.00	230,411,050.69	-230,411,050.69
689	FGC WARRI	1,647,290.12	0.00	1,647,290.12	387,526,276.33	-385,878,986.21
690	FGC ZARIA	0.00	0.00	0.00	320,674,422.34	-320,674,422.34
691	FGC, BILLIRI	0.00	0.00	0.00	248,082,690.43	-248,082,690.43
692	FGC, IDO-ANI	0.00	0.00	0.00	267,160,041.97	-267,160,041.97
693	FGC, IKOLE	14,413,000.00	0.00	14,413,000.00	247,130,646.91	-232,717,646.91
694	FGGC ABAJI	15,664,738.73	0.00	15,664,738.73	318,671,977.83	-303,007,239.10
695	FGGC ABULOMA	0.00	0.00	0.00	373,257,894.65	-373,257,894.65
696	FGGC AKURE	0.00	0.00	0.00	432,546,468.60	-432,546,468.60
697	FGGC ANKA	70,000.00	0.00	70,000.00	160,073,757.23	-160,003,757.23
698	FGGC BAJOGA	0.00	0.00	0.00	151,580,680.10	-151,580,680.10
699	FGGC BAKORI	60,000.00	0.00	60,000.00	323,766,898.40	-323,706,898.40
700	FGGC BAUCHI	0.00	0.00	0.00	352,772,000.52	-352,772,000.52
701	FGGC BENIN	3,199,100.00	0.00	3,199,100.00	195,192,380.48	-191,993,280.48
702	FGGC BIDA	4,560,000.00	0.00	4,560,000.00	231,153,098.68	-226,593,098.68
703	FGGC BWARI	0.00	0.00	0.00	586,267,019.92	-586,267,019.92
704	FGGC CALABAR	0.00	0.00	0.00	363,597,341.52	-363,597,341.52
705	FGGC EFON ALAYE	0.00	0.00	0.00	222,090,454.96	-222,090,454.96
706	FGGC EFON IMNRINGI	3,199,100.00	0.00	3,199,100.00	195,192,380.48	-191,993,280.48
707	FGGC ENUGU	178,200.00	0.00	178,200.00	657,516,035.98	-657,337,835.98
708	FGGC EZZAMGBO ABAKALIKI	0.00	0.00	0.00	254,323,793.89	-254,323,793.89
709	FGGC GBOKO	0.00	0.00	0.00	297,388,279.02	-297,388,279.02
710	FGGC GUSAU	0.00	0.00	0.00	260,687,007.80	-260,687,007.80
711	FGGC GWANDU	0.00	0.00	0.00	238,008,961.25	-238,008,961.25
712	FGGC IBILLO	0.00	0.00	0.00	232,431,190.38	-232,431,190.38
713	FGGC IBUSA	0.00	0.00	0.00	319,905,954.41	-319,905,954.41
714	FGGC IKOT-OBIO-ITONG	6,257,750.00	0.00	6,257,750.00	268,096,995.75	-261,839,245.75
715	FGGC ILORIN	0.00	0.00	0.00	392,255,182.06	-392,255,182.06
716	FGGC IPETUMODU	0.00	0.00	0.00	303,012,210.38	-303,012,210.38
717	FGGC JALINGO	0.00	0.00	0.00	247,510,916.61	-247,510,916.61
718	FGGC KABBA	2,515,296.25	0.00	2,515,296.25	242,314,762.30	-239,799,466.05
719	FGGC KAZAURE	0.00	0.00	0.00	269,454,501.58	-269,454,501.58
720	FGGC KEANA	0.00	0.00	0.00	171,363,727.31	-171,363,727.31
721	FGGC LANGTANG	0.00	0.00	0.00	269,828,770.15	-269,828,770.15
722	FGGC LEJJA	5,413,800.00	0.00	5,413,800.00	312,632,623.07	-307,218,823.07



NOTE 23						
TRANSFER TO OTHER GOVERNMENT ENTITIES -- contd.						
S/N	MDA	TRANSFER TO FUND RECURRENT EXPENDITURE- PAYMENT	TRANSFERS- PAYMENT TO INDIVIDUALS	TOTALS	TRANSFER FROM NOTE 12	TOTALS
		220701	220801			
		₦	₦	₦	₦	₦
723	FGGC MONGUNO	0.00	0.00	0.00	148,950,570.11	-148,950,570.11
724	FGGC NEW BUSA	0.00	0.00	0.00	194,146,567.23	-194,146,567.23
725	FGGC OMU-ARAN	0.00	0.00	0.00	224,922,250.70	-224,922,250.70
726	FGGC OWERRI	0.00	0.00	0.00	508,261,329.10	-508,261,329.10
727	FGGC OYO	0.00	0.00	0.00	469,588,497.49	-469,588,497.49
728	FGGC SHAGAMU	0.00	0.00	0.00	421,778,979.46	-421,778,979.46
729	FGGC GUMI TAMBAWAL	0.00	0.00	0.00	223,978,302.68	-223,978,302.68
730	FGGC UMUAHIA	0.00	0.00	0.00	386,735,177.45	-386,735,177.45
731	FGGC WUKARI	0.00	0.00	0.00	251,293,959.24	-251,293,959.24
732	FGGC, YOLA	523,200.00	0.00	523,200.00	282,701,524.00	-282,178,324.00
733	FSTC AHOADA	7,650,000.00	0.00	7,650,000.00	196,341,044.93	-188,691,044.93
734	FSTC AWKA	0.00	0.00	0.00	391,676,032.25	-391,676,032.25
735	FSTC JUBU-IMUSHIN	220,000.00	0.00	220,000.00	359,937,472.15	-359,717,472.15
736	FSTC MICHKA	3,073,003.42	0.00	3,073,003.42	116,844,747.88	-113,771,744.46
737	FSTC TUNGBO - YENAGOA	334,000.00	0.00	334,000.00	172,253,709.96	-171,919,709.96
738	FSTC USI-EKITI	43,166,295.46	0.00	43,166,295.46	195,118,854.45	-151,952,558.99
739	FTC IKARE	0.00	0.00	0.00	248,825,494.19	-248,825,494.19
740	FTC ILESA	0.00	0.00	0.00	378,478,336.50	-378,478,336.50
741	FTC JALINGO	0.00	0.00	0.00	313,633,460.55	-313,633,460.55
742	FTC KAFANCHAN	0.00	0.00	0.00	294,074,432.71	-294,074,432.71
743	FTC LASSA	0.00	0.00	0.00	116,554,181.22	-116,554,181.22
744	FTC OHANSO	0.00	0.00	0.00	223,486,481.36	-223,486,481.36
745	FTC OROZO	0.00	0.00	0.00	548,863,981.52	-548,863,981.52
746	FTC OTOBI	2,553,000.00	0.00	2,553,000.00	255,941,832.91	-253,388,832.91
747	FTC OTUPKO	18,321,166.00	0.00	18,321,166.00	265,560,725.47	-247,239,559.47
748	FTC SHIRORO	0.00	0.00	0.00	309,058,750.44	-309,058,750.44
749	FTC UROMI	5,357,750.00	0.00	5,357,750.00	250,582,475.35	-245,224,725.35
750	FTC UYO	831,880.00	0.00	831,880.00	303,274,461.31	-302,442,581.31
751	FTC YABA	24,328,400.00	0.00	24,328,400.00	889,878,021.62	-865,549,621.62
752	FTC ZURU	0.00	0.00	0.00	241,132,079.06	-241,132,079.06
753	KING'S COLLEGE	0.00	0.00	0.00	596,510,690.07	-596,510,690.07
754	QUEEN'S COLLEGE LAGOS	0.00	0.00	0.00	636,350,007.36	-636,350,007.36
755	SULEJA ACADEMY	0.00	0.00	0.00	401,257,645.32	-401,257,645.32
756	FSTC, DOMA	0.00	0.00	0.00	207,760,942.36	-207,760,942.36
757	FSTC DAYI	0.00	0.00	0.00	130,646,787.54	-130,646,787.54
758	"LIBRARIANS REGISTRATION COUNCIL OF NIGERIA"	7,000.00	0.00	7,000.00	188,877,961.52	-188,870,961.52
759	UNESCO PARIS	0.00	0.00	0.00	603,123,682.50	-603,123,682.50
760	"NATIONAL BOARD FOR TECHNICAL EDUCATION"	0.00	0.00	0.00	978,392,917.10	-978,392,917.10
761	FEDERAL MINISTRY OF HEALTH - HQTRS	701,432.50	0.00	701,432.50	24,010,522,535.64	-24,009,821,103.14
762	NATIONAL HEALTH INSURANCE SCHEME	4,000.00	0.00	4,000.00	0.00	4,000.00
763	"NATIONAL PRIMARY HEALTH CARE DEVELOPMENT AGENCY"	32,000.00	0.00	32,000.00	2,346,407,201.58	-2,346,375,201.58
764	NATIONAL ARBOVIRUS AND VECTOR RESEARCH	0.00	0.00	0.00	124,643,088.87	-124,643,088.87
765	RADIOGRAPHERS REGISTRATION BOARD	1,648,000.00	0.00	1,648,000.00	289,784,651.15	-288,136,651.15
766	DENTAL TECHNOLOGY REGISTRATION BOARD	0.00	0.00	0.00	172,024,199.68	-172,024,199.68



NOTE 23						
TRANSFER TO OTHER GOVERNMENT ENTITIES -- contd.						
S/N	MDA	TRANSFER TO FUND RECURRENT EXPENDITURE-PAYMENT	TRANSFERS-PAYMENT TO INDIVIDUALS	TOTALS	TRANSFER FROM NOTE 12	TOTALS
		220701	220801			
		₦	₦	₦	₦	₦
767	HEALTH RECORDS REGISTRATION BOARD	10,135,849.62	0.00	10,135,849.62	321,569,038.01	-311,433,188.39
768	"OPTOMETRIST AND DISPENSING OPTICIANS BOARD OF NIGERIA"	0.00	0.00	0.00	263,394,406.00	-263,394,406.00
769	"COMMUNITY HEALTH PRACTITIONERS REGISTRATION BOARD"	0.00	0.00	0.00	83,800,839.41	-83,800,839.41
770	NURSING AND MIDWIFERY COUNCIL	129,000.00	0.00	129,000.00	300,680,779.50	-300,551,779.50
771	PHARMACIST COUNCIL OF NIGERIA COUNCIL	19,000.00	0.00	19,000.00	767,287,466.17	-767,268,466.17
772	MEDICAL AND DENTAL COUNCIL OF NIGERIA	237,000.00	0.00	237,000.00	307,967,557.69	-307,730,557.69
773	"NATIONAL AGENCY FOR FOOD AND DRUG ADMINISTRATION AND CONTROL"	220,000.00	0.00	220,000.00	6,500,934,613.69	-6,500,714,613.69
774	MEDICAL REHABILITATION THERAPY BOARD	18,359,701.32	0.00	18,359,701.32	349,313,215.81	-330,953,514.49
775	"FEDERAL COLLEGE OF DENTAL TECHNOLOGY AND THERAPY, ENUGU"	0.00	0.00	0.00	802,412,823.12	-802,412,823.12
776	"ENVIRONMENTAL HEALTH OFFICERS TUTORS-IBADAN"	905,625.00	0.00	905,625.00	37,514,766.83	-36,609,141.83
777	NURSE TUTOR TRAINING - ENUGU	0.00	0.00	0.00	16,278,195.97	-16,278,195.97
778	NURSE TUTOR PROGRAMME AKOKA LAGOS	0.00	0.00	0.00	29,285,814.34	-29,285,814.34
779	NURSE TUTOR TRAINING KADUNA	0.00	0.00	0.00	83,671,811.23	-83,671,811.23
780	NURSE TUTOR TRAINING IBADAN	679,750.00	0.00	679,750.00	20,310,655.74	-19,630,905.74
781	"NATIONAL POST GRADUATE MEDICAL COLLEGE OF NIGERIA-IJANIKIN LAGOS"	0.00	0.00	0.00	283,688,403.04	-283,688,403.04
782	PHC TUTORS PROGRAMME, UCH-IBADAN	0.00	0.00	0.00	30,552,875.06	-30,552,875.06
783	"PHC TUTORS PROGRAMME, KADUNA POLYTECHNIC"	0.00	0.00	0.00	2,147,801.65	-2,147,801.65
784	COMMUNITY HEALTH TUTOR PROGRAMME UCH	1,718,125.00	0.00	1,718,125.00	26,908,485.97	-25,190,360.97
785	UNIVERSITY COLLEGE HOSPITAL IBADAN	17,136,844.75	0.00	17,136,844.75	13,986,883,401.44	-13,969,746,556.69
786	LAGOS UNIVERSITY TEACHING HOSPITAL	0.00	0.00	0.00	8,647,386,414.34	-8,647,386,414.34
787	"AHMADU BELLO UNIVERSITY TEACHING HOSPITAL"	0.00	0.00	0.00	7,697,586,312.04	-7,697,586,312.04
788	"UNIVERSITY OF NIGERIA TEACHING HOSPITAL, ENUGU"	963,126.86	0.00	963,126.86	11,778,568,899.92	-11,777,605,773.06
789	UNIVERSITY OF BENIN TEACHING HOSPITAL	33,569,699.67	0.00	33,569,699.67	9,232,078,756.50	-9,198,509,056.83
790	"OBAFEMI AWOLOWO UNIVERSITY TEACHING HOSPITAL"	1,980,324.37	0.00	1,980,324.37	8,723,563,573.92	-8,721,583,249.55
791	"UNIVERSITY OF ILORIN TEACHING HOSPITAL, ILORIN"	0.00	0.00	0.00	9,161,505,481.90	-9,161,505,481.90
792	JOS UNIVERSITY TEACHING HOSPITAL	0.00	0.00	0.00	8,246,388,508.26	-8,246,388,508.26
793	"UNIVERSITY OF PORT-HARCOURT TEACHING HOSPITAL"	0.00	0.00	0.00	8,968,797,734.17	-8,968,797,734.17
794	UNIVERSITY OF CALABAR TEACHING HOSPITAL	0.00	0.00	0.00	11,089,525,152.59	-11,089,525,152.59
795	"UNIVERSITY OF MAIDUGURI TEACHING HOSPITAL"	26,104,743.75	0.00	26,104,743.75	7,916,581,594.13	-7,890,476,850.38
796	"USMANU DANFODIO UNIVERSITY TEACHING HOSPITAL, SOKOTO"	0.00	0.00	0.00	6,500,428,908.96	-6,500,428,908.96
797	AMINU KANO UNIVERSITY TEACHING HOSPITAL	0.00	0.00	0.00	7,201,216,268.73	-7,201,216,268.73
798	"NNAMDI AZIKIWE UNIVERSITY TEACHING HOSPITAL, NNEWI"	0.00	0.00	0.00	8,253,850,376.96	-8,253,850,376.96
799	"UNIVERSITY OF ABUJA TEACHING HOSPITAL, GWAGWALADA"	815,000.00	0.00	815,000.00	6,302,284,792.64	-6,301,469,792.64
800	"ABUBAKAR TAFAWA BALEWA UNIVERSITY TEACHING HOSPITAL BAUCHI"	27,525,969.09	0.00	27,525,969.09	4,186,301,789.26	-4,158,775,820.17
801	FEDERAL TEACHING HOSPITAL, ABAKALI	10,000.00	0.00	10,000.00	14,266,986,780.57	-14,266,976,780.57
802	FEDERAL TEACHING HOSPITAL, GOMBE	775,297.50	0.00	775,297.50	8,246,388,508.26	-8,245,613,210.76
803	FEDERAL TEACHING HOSPITAL, IDO-EKITI	3,600.00	0.00	3,600.00	6,932,326,575.36	-6,932,322,975.36
804	IRRUA SPECIALIST TEACHING HOSPITAL, IRRUA	0.00	0.00	0.00	6,963,559,995.24	-6,963,559,995.24
805	UNIVERSITY OF UYO TEACHING HOSPITAL	0.00	0.00	0.00	7,784,798,403.57	-7,784,798,403.57
806	FEDERAL MEDICAL CENTRE - ABUJA	12,315,537.50	0.00	12,315,537.50	2,416,855,363.21	-2,404,539,825.71



NOTE 23						
TRANSFER TO OTHER GOVERNMENT ENTITIES -- contd.						
S/N	MDA	TRANSFER TO FUND RECURRENT EXPENDITURE- PAYMENT	TRANSFERS- PAYMENT TO INDIVIDUALS	TOTALS	TRANSFER FROM NOTE 12	TOTALS
		220701	220801			
		₦	₦	₦	₦	₦
807	FEDERAL PSYCHIATRIC HOSPITAL ENUGU	1,775,000.00	0.00	1,775,000.00	1,881,344,357.07	-1,879,569,357.07
808	FEDERAL PSYCHIATRIC HOSPITAL KADUNA	0.00	0.00	0.00	1,150,815,499.94	-1,150,815,499.94
809	FEDERAL PSYCHIATRIC HOSPITAL CALABAR	2,701,072.50	0.00	2,701,072.50	2,439,087,602.04	-2,436,386,529.54
810	FEDERAL PSYCHIATRIC HOSPITAL MAIDUGURI	0.00	0.00	0.00	1,523,634,075.03	-1,523,634,075.03
811	"FEDERAL NEURO-PSYCHIATRIC HOSPITAL, KWARE-SOKOTO"	0.00	0.00	0.00	1,667,242,355.45	-1,667,242,355.45
812	FEDERAL NEURO-PSYCHIATRIC HOSPITAL YABA	2,475,479.52	0.00	2,475,479.52	3,296,508,717.96	-3,294,033,238.44
813	"FEDERAL NEURO-PSYCHIATRIC HOSPITAL ABEOKUTA"	5,365,262.50	0.00	5,365,262.50	2,513,722,893.97	-2,508,357,631.47
814	"FEDERAL COLLEGE OF COMPLEMENTARY AND ALTERNATIVE MEDICINE, NIGERIA"	0.00	0.00	0.00	289,562,807.21	-289,562,807.21
815	FEDERAL PSYCHIATRIC HOSPITAL BENIN CITY	457,410.00	0.00	457,410.00	1,821,585,080.58	-1,821,127,670.58
816	NATIONAL ORTHOPAEDIC HOSPITAL LAGOS	6,007,156.43	0.00	6,007,156.43	3,700,300,013.28	-3,694,292,856.85
817	"NATIONAL ORTHOPAEDIC HOSPITAL DALA KANO"	3,000,161.25	0.00	3,000,161.25	2,814,701,667.03	-2,811,701,505.78
818	NATIONAL ORTHOPAEDIC HOSPITAL ENUGU	24,509,259.51	0.00	24,509,259.51	2,911,437,008.85	-2,886,927,749.34
819	"NATIONAL TB AND LEPROSY REFERRED HOSPITAL AND TRAINING, ZARIA"	0.00	0.00	0.00	1,148,515,364.44	-1,148,515,364.44
820	FEDERAL MEDICAL CENTRE, UMUAHIA	0.00	0.00	0.00	5,793,175,016.45	-5,793,175,016.45
821	FEDERAL MEDICAL CENTRE, OWO	0.00	0.00	0.00	5,192,411,969.13	-5,192,411,969.13
822	FEDERAL MEDICAL CENTRE ABEOKUTA	80,000.00	0.00	80,000.00	7,411,233,510.88	-7,411,153,510.88
823	FEDERAL MEDICAL CENTRE, OWERRI	6,194,095.00	0.00	6,194,095.00	6,409,439,326.15	-6,403,245,231.15
824	FEDERAL MEDICAL CENTRE, MAKURDI	9,937,008.40	0.00	9,937,008.40	5,289,113,583.01	-5,279,176,574.61
825	FEDERAL MEDICAL CENTRE, KATSINA	0.00	0.00	0.00	3,925,887,681.55	-3,925,887,681.55
826	FEDERAL MEDICAL CENTRE, NGURU YOBE	0.00	0.00	0.00	2,907,684,204.83	-2,907,684,204.83
827	FEDERAL MEDICAL CENTRE, ASABA	32,612,832.68	0.00	32,612,832.68	4,998,514,415.97	-4,965,901,583.29
828	FEDERAL MEDICAL CENTRE, BIDA	0.00	0.00	0.00	4,278,506,336.90	-4,278,506,336.90
829	FEDERAL MEDICAL CENTRE, GUSAU ZAMFARA	0.00	0.00	0.00	3,239,227,135.66	-3,239,227,135.66
830	FEDERAL MEDICAL CENTRE, YOLA ADAMAWA	1,725,415.00	0.00	1,725,415.00	3,530,660,738.56	-3,528,935,323.56
831	FEDERAL MEDICAL CENTRE, KOGI	0.00	0.00	0.00	3,946,689,972.52	-3,946,689,972.52
832	FEDERAL MEDICAL CENTRE, AZARE BAUCHI	3,296,181.40	0.00	3,296,181.40	2,525,109,082.90	-2,521,812,901.50
833	FEDERAL MEDICAL CENTRE, KEBBI STATE	47,961.00	0.00	47,961.00	3,439,319,805.40	-3,439,271,844.40
834	FEDERAL MEDICAL CENTRE, TARABA STATE	0.00	0.00	0.00	3,260,718,104.82	-3,260,718,104.82
835	FEDERAL MEDICAL CENTRE, JIGAWA STATE	0.00	0.00	0.00	1,856,286,276.04	-1,856,286,276.04
836	FEDERAL MEDICAL CENTRE, NASARAWA STATE	0.00	0.00	0.00	10,171,016,356.11	-10,171,016,356.11
837	FEDERAL MEDICAL CENTRE, BAYELSA STATE	1,000,000.00	0.00	1,000,000.00	6,698,103,962.01	-6,697,103,962.01
838	FEDERAL MEDICAL CENTRE, EBUTE METTA	0.00	0.00	0.00	2,624,030,240.65	-2,624,030,240.65
839	NATIONAL EYE CENTRE KADUNA	0.00	0.00	0.00	1,734,833,933.78	-1,734,833,933.78
840	NATIONAL EAR CARE CENTRE KADUNA	0.00	0.00	0.00	1,500,995,585.58	-1,500,995,585.58
841	INTERCOUNTRY CENTRE FOR ORAL HEALTH JOS	0.00	0.00	0.00	273,534,548.97	-273,534,548.97
842	"FEDERAL SCHOOL OF MEDICAL LABORATORY JOS"	3,000.00	0.00	3,000.00	1,596,629,256.53	-1,596,626,256.53
843	NIGERIA CENTRE FOR DISEASE CONTROL ABUJA	16,937,000.00	0.00	16,937,000.00	1,493,812,137.58	-1,476,875,137.58
844	FEDERAL STAFF CLINICS, ABUJA PHASE I	0.00	0.00	0.00	1,720,000.00	-1,720,000.00
845	FEDERAL STAFF CLINICS, ABUJA PHASE II	0.00	0.00	0.00	1,968,750.00	-1,968,750.00
846	FEDERAL STAFF EYE CLINICS, ABUJA	0.00	0.00	0.00	1,968,750.00	-1,968,750.00
847	FEDERAL STAFF DENTAL CLINICS, ABUJA	0.00	0.00	0.00	1,968,750.00	-1,968,750.00
848	FEDERAL STAFF CLINICS, GWARINPA, ABUJA	0.00	0.00	0.00	16,208,333.35	-16,208,333.35



NOTE 23						
TRANSFER TO OTHER GOVERNMENT ENTITIES -- contd.						
S/N	MDA	TRANSFER TO FUND RECURRENT EXPENDITURE-PAYMENT	TRANSFERS-PAYMENT TO INDIVIDUALS	TOTALS	TRANSFER FROM NOTE 12	TOTALS
		220701	220801			
		₦	₦	₦	₦	₦
849	PHS, ABUJA	0.00	0.00	0.00	1,395,371.65	-1,395,371.65
850	PHS, YOLA	0.00	0.00	0.00	1,395,371.65	-1,395,371.65
851	PHS, JALINGO	0.00	0.00	0.00	1,395,371.65	-1,395,371.65
852	PHS, MAIDUGURI	0.00	0.00	0.00	1,395,371.65	-1,395,371.65
853	PHS, DAMATURU	0.00	0.00	0.00	1,395,371.65	-1,395,371.65
854	PHS, KANO	0.00	0.00	0.00	1,395,371.65	-1,395,371.65
855	PHS, KASTINA	0.00	0.00	0.00	1,395,371.65	-1,395,371.65
856	PHS, DUTSE	0.00	0.00	0.00	1,395,371.65	-1,395,371.65
857	PHS, ILORIN	0.00	0.00	0.00	1,395,371.65	-1,395,371.65
858	PHS, SOKOTO	0.00	0.00	0.00	1,395,371.65	-1,395,371.65
859	PHS, IBADAN	0.00	0.00	0.00	1,550,413.35	-1,550,413.35
860	PHS, ABEOKUTA	0.00	0.00	0.00	1,020,371.65	-1,020,371.65
861	"PHS, PORT-HARCOURT(BONNY, BRASS, ONNE, AIRPORT AND WHARF)"	0.00	0.00	0.00	2,790,743.30	-2,790,743.30
862	PHS, CALABAR	0.00	0.00	0.00	1,395,371.65	-1,395,371.65
863	PHS, LAGOS, IKEJA, TINCAN, APAPA, IDIROKO.	0.00	0.00	0.00	1,395,371.65	-1,395,371.65
864	PHS, WARRI	0.00	0.00	0.00	1,395,371.65	-1,395,371.65
865	INSTITUTE OF CHILD HEALTH (ENUGU) ENUGU	0.00	0.00	0.00	1,130,675.00	-1,130,675.00
866	"NATIONAL INST. OF PHARM. RESEARCH AND DEVELOPMENT, ABUJA"	0.00	0.00	0.00	984,716,537.33	-984,716,537.33
867	"NIGERIAN INSTITUTE OF MEDICAL RESEARCH, YABA"	0.00	0.00	0.00	914,029,014.45	-914,029,014.45
868	INSTITUTE OF PUBLIC ANALYSTS OF NIGERIA	0.00	0.00	0.00	136,893,057.15	-136,893,057.15
869	"MEDICAL LAB. SCIENCE COUNCIL OF NIGERIA, YABA"	0.00	0.00	0.00	537,063,527.49	-537,063,527.49
870	"FEDERAL SCHOOL OF OCCUPATIONAL THERAPY, YABA"	0.00	0.00	0.00	218,069,208.89	-218,069,208.89
871	NOMA CHILDREN HOSPITAL, SOKOTO	0.00	0.00	0.00	13,260,833.35	-13,260,833.35
872	INSTITUTE OF CHARTERED CHEMISTS OF NIGERIA	0.00	0.00	0.00	140,393,312.31	-140,393,312.31
873	"INSTITUTE OF FORENSICS SCIENCE LABORATORY-OSHODI"	50,000.00	0.00	50,000.00	11,520,070.00	-11,470,070.00
874	DENTAL THERAPISTS REGISTRATION BOARD	0.00	0.00	0.00	184,634,723.69	-184,634,723.69
875	NATIONAL BLOOD TRANSFUSION SERVICE(NBTS)	0.00	0.00	0.00	564,286,609.02	-564,286,609.02
876	"NATIONAL OBSTETRIC FITSULA CENTRE, ABAKALIKI"	0.00	0.00	0.00	555,613,328.50	-555,613,328.50
877	NATIONAL OBSTETRIC FISTULA CENTRE BAUCHI	0.00	0.00	0.00	837,322,774.94	-837,322,774.94
878	NATIONAL OBSTETRIC FISTULA CENTRE KATSINA	0.00	0.00	0.00	871,372,941.83	-871,372,941.83
879	NATIONAL HOSPITAL	0.00	0.00	0.00	8,292,597,883.65	-8,292,597,883.65
880	BASIC HEALTH CARE FUND	0.00	0.00	0.00	26,457,743,000.00	-26,457,743,000.00
881	"FEDERAL MINISTRY OF ENVIRONMENT HEADQUARTERS"	31,697,831.00	0.00	31,697,831.00	2,305,895,552.73	-2,274,197,721.73
882	NATIONAL PARK HEADQUARTERS	8,309,531.25	0.00	8,309,531.25	286,802,199.17	-278,492,667.92
883	KAINJI NATIONAL PARK	10,411,583.66	0.00	10,411,583.66	519,340,718.53	-508,929,134.87
884	OYO NATIONAL PARK	0.00	0.00	0.00	370,439,516.55	-370,439,516.55
885	CHAD BASIN NATIONAL PARK	0.00	0.00	0.00	271,022,106.32	-271,022,106.32
886	GASHAKA GUMTI NATIONAL PARK	6,039,215.24	0.00	6,039,215.24	365,409,471.33	-359,370,256.09
887	CROSS RIVER NATIONAL PARK	0.00	0.00	0.00	520,177,503.72	-520,177,503.72
888	KAMUKU NATIONAL PARK	3,318,227.86	0.00	3,318,227.86	231,401,388.09	-228,083,160.23
889	OKUMU NATIONAL PARK	3,440,270.00	0.00	3,440,270.00	218,458,779.11	-215,018,509.11
890	"FEDERAL COLLEGE OF WILDLIFE MANAGEMENT - NEW BUSSA"	0.00	0.00	0.00	567,009,912.55	-567,009,912.55

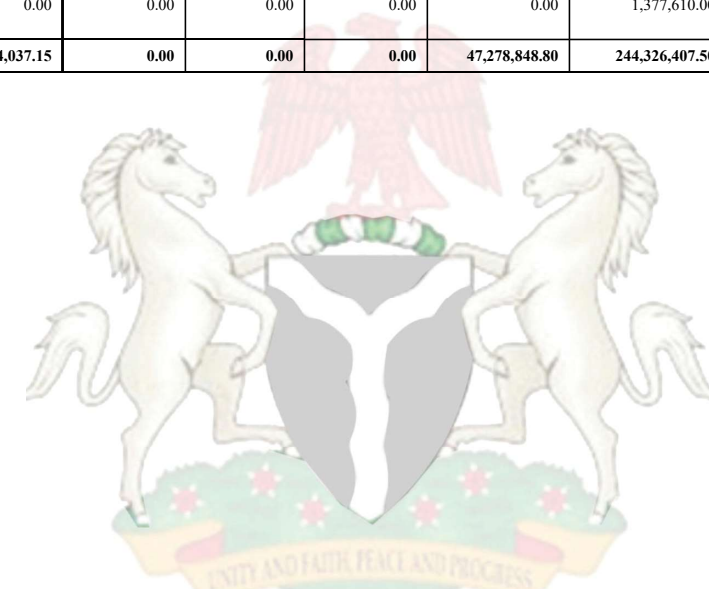


NOTE 23						
TRANSFER TO OTHER GOVERNMENT ENTITIES -- <i>contd.</i>						
S/N	MDA	TRANSFER TO FUND RECURRENT EXPENDITURE- PAYMENT	TRANSFERS- PAYMENT TO INDIVIDUALS	TOTALS	TRANSFER FROM NOTE 12	TOTALS
		220701	220801			
		₦	₦	₦	₦	₦
891	FEDERAL COLLEGE OF FORESTRY IBADAN	0.00	0.00	0.00	958,987,863.51	-958,987,863.51
892	FEDERAL COLLEGE OF FORESTRY JOS	0.00	0.00	0.00	677,010,399.71	-677,010,399.71
893	"RESOURCES MANAGEMENT, SAKPOBA, EDO STATE (SOUTH-SOUTH)"	0.00	0.00	0.00	180,570,999.65	-180,570,999.65
894	"RESOURCES MANAGEMENT, MAIDUGURI, BORNO STATE (NORTH EAST)"	0.00	0.00	0.00	130,153,103.61	-130,153,103.61
895	"RESOURCES MANAGEMENT, EBONYI STATE (SOUTH -EAST)"	0.00	0.00	0.00	132,226,191.79	-132,226,191.79
896	FORESTRY RESEARCH INSTITUTE OF IBADAN	3,917,555.20	0.00	3,917,555.20	2,265,462,002.41	-2,261,544,447.21
897	FORESTRY MECHANISATION COLLEGE AFAKA	0.00	0.00	0.00	629,980,615.03	-629,980,615.03
898	NATIONAL OIL SPILL DETECTION AND RESPONSE AGENCY	30,918,744.87	0.00	30,918,744.87	2,288,879,667.11	-2,257,960,922.24
899	NATIONAL ENVIRONMENTAL STANDARDS AND REGULATIONS ENFORCEMENT AGENCY	158,158,408.17	0.00	158,158,408.17	3,364,986,226.77	-3,206,827,818.60
900	ENVIRONMENTAL HEALTH REGISTRATION COUNCIL OF NIGERIA	0.00	0.00	0.00	328,634,354.95	-328,634,354.95
901	NATIONAL AGENCY FOR GREAT GREEN WALL HQTRS	0.00	0.00	0.00	206,113,586.27	-206,113,586.27
902	NATIONAL BIOSAFETY MANAGEMENT AGENCY (NBMA) HQTRS	500,000.00	0.00	500,000.00	548,997,333.75	-548,497,333.75
903	NATIONAL POPULATION COMMISSION	5,184,723.85	0.00	5,184,723.85	6,108,884,201.59	-6,103,699,477.74
904	"MINISTRY OF HUMANITARIAN AFFAIRS, DISASTER MANAGEMENT AND SOCIAL DEVELOPMENT"	0.00	0.00	0.00	3,766,775,119.70	-3,766,775,119.70
905	"NATIONAL EMERGENCY MANAGEMENT AGENCY"	0.00	0.00	0.00	931,785,446.35	-931,785,446.35
906	NATIONAL SOCIAL INVESTMENT OFFICE	0.00	0.00	0.00	275,010,764,595.02	-275,010,764,595.02
907	NORTH EAST DEVELOPMENT COMMISSION	0.00	0.00	0.00	21,761,560,224.98	-21,761,560,224.98
908	NATIONAL COMMISSION FOR REFUGEES	0.00	0.00	0.00	2,919,740,519.00	-2,919,740,519.00
	GRAND-TOTAL	6,951,214,342,027.42	0.00	6,951,214,342,027.42	4,422,256,915,980.02	2,528,957,426,047.40






NOTE 24													
GAIN / LOSS ON DISPOSAL													
S/N	MDA	GAIN ON DISPOSAL OF ASSET - PPE	GAIN ON DISPOSAL OF ASSET - INVESTMENT PROPERTY	GAIN ON DISPOSAL OF ASSET - INTANGIBLE	GAIN ON SWAPPED ASSETS - PPE	GAIN ON SWAPPED ASSETS - INVESTMENT PROPERTY	GAIN ON SWAPPED ASSETS - INTANGIBLE	GAIN ON SWAPPED ASSETS - INVENTORY	GAIN ON SWAPPED SERVICES	LOSS ON SWAPPED ASSET	LOSS ON SWAPPED SERVICES	SUB TOTAL	GAIN/LOSS
		140501	140502	140503	140801	140802	140803	140804	140901	280104	280105		
		₦	₦	₦	₦	₦	₦	₦	₦	₦	₦	₦	₦
ADMINISTRATIVE SECTOR													
1	"NIGERIA EXTRACTIVE INDUSTRIES TRANSPARENCY INITIATIVE (NEITI)"	0.00	0.00	0.00	0.00	0.00	0.00	573,600.00	0.00	0.00	0.00	0.00	573,600.00
2	NEWS AGENCY OF NIGERIA	0.00	0.00	0.00	0.00	0.00	0.00	321,677.56	0.00	0.00	0.00	0.00	321,677.56
ECONOMIC SECTOR													
3	"FEDERAL MINISTRY OF SCIENCE AND TECHNOLOGY - HQTRS"	0.00	0.00	0.00	0.00	0.00	0.00	34,372.17	0.00	0.00	0.00	0.00	34,372.17
4	"NATIONAL AGENCY FOR SCIENCE AND ENGINEERING INFRASTRUCTURES HQTRS"	0.00	0.00	0.00	0.00	0.00	0.00	98,703,384.80	0.00	0.00	0.00	0.00	98,703,384.80
5	"NIGERIAN INSTITUTE OF TRANSPORT TECHNOLOGY"	0.00	0.00	0.00	2,660,600.00	0.00	0.00	0.00	0.00	0.00	0.00	0.00	2,660,600.00
6	"NIGERIA INTEGRATED WATER MANAGEMENT COMMISSION"	0.00	0.00	0.00	5,648.33	0.00	0.00	0.00	0.00	0.00	0.00	0.00	5,648.33
SOCIAL SECTOR													
7	NIGERIA INSTITUTE FOR SPORTS (NIS)	5,153,200.00	0.00	0.00	0.00	0.00	0.00	0.00	0.00	0.00	0.00	0.00	5,153,200.00
8	"NATIONAL COMMISSION FOR COLLEGE EDUCATION SECRETARIAT"	0.00	0.00	0.00	0.00	3,051,556.25	0.00	0.00	0.00	0.00	0.00	2,230,248.37	821,307.88
9	OBAFEMI AWOLOWO UNIVERSITY	21,500.00	0.00	0.00	0.00	0.00	0.00	0.00	0.00	0.00	0.00	0.00	21,500.00
10	FGC KANO	0.00	0.00	0.00	0.00	0.00	1,371,336.23	0.00	0.00	0.00	0.00	12,385,572.59	-11,014,236.36
11	FGC KIWAWA	0.00	0.00	0.00	0.00	0.00	0.00	0.00	0.00	0.00	0.00	32,663,027.84	-32,663,027.84
12	FGC MAIDUGURI	0.00	0.00	0.00	0.00	0.00	0.00	940,000.00	0.00	0.00	0.00	0.00	940,000.00
13	FGC ZARIA	0.00	0.00	0.00	0.00	0.00	0.00	24,511,002.62	0.00	0.00	0.00	0.00	24,511,002.62
14	FGC KAZAURE	0.00	0.00	0.00	10,463,297.38	0.00	0.00	0.00	0.00	0.00	0.00	0.00	10,463,297.38
15	KING'S COLLEGE	0.00	0.00	0.00	82,954.96	0.00	141,400,000.00	0.00	0.00	0.00	0.00	0.00	141,482,954.96
16	"ABUBAKAR TAFAWA BALEWA UNIVERSITY TEACHING HOSPITAL BAUCHI"	933,516.00	0.00	0.00	0.00	0.00	0.00	0.00	0.00	0.00	0.00	0.00	933,516.00
17	FEDERAL MEDICAL CENTRE, JIGAWA STATE	1,377,610.00	0.00	0.00	0.00	0.00	0.00	0.00	0.00	0.00	0.00	0.00	1,377,610.00
	GRAND-TOTAL	7,485,826.00	0.00	0.00	13,212,500.67	3,051,556.25	142,771,336.23	125,084,037.15	0.00	0.00	0.00	47,278,848.80	244,326,407.50





NOTE 25				
GAIN ON FOREIGN EXCHANGE				
S/N	MDA	GAIN ON FOREIGN EXCHANGE	LOSS ON FOREIGN EXCHANGE	GAIN/LOSS
		141001	220901	
		₦	₦	₦
ADMINISTRATIVE SECTOR				
1	NIGERIAN AIRFORCE	0.00	1,078,224.36	-1,078,224.36
2	FOREIGN MISSION: BEIJING	0.00	4,685,800.42	-4,685,800.42
3	FOREIGN MISSION: BERLIN	86,373,151.27	0.00	86,373,151.27
4	FOREIGN MISSION: BUEA	0.00	992,849.66	-992,849.66
5	FOREIGN MISSION: CANBERRA	1,976,380.80	0.00	1,976,380.80
6	FOREIGN MISSION: CARACAS	0.00	534,780.10	-534,780.10
7	FOREIGN MISSION: COTONOU	56,729,670.25	0.00	56,729,670.25
8	FOREIGN MISSION: DAKAR	0.00	2,779,661.65	-2,779,661.65
9	FOREIGN MISSION: DUBLIN	8,635,329.93	0.00	8,635,329.93
10	"FOREIGN MISSION: GABORONE"	10,788,554.84	0.00	10,788,554.84
11	FOREIGN MISSION: GENEVA	0.00	5,175,316.67	-5,175,316.67
12	FOREIGN MISSION: HAVANA	0.00	12,838,603.21	-12,838,603.21
13	FOREIGN MISSION: KIEV	0.00	6,115,106.59	-6,115,106.59
14	FOREIGN MISSION: LIBREVILLE	8,271,466.73	0.00	8,271,466.73
15	FOREIGN MISSION: MAPUTO	4,153.20	0.00	4,153.20
16	"FOREIGN MISSION: PORT OF SPAIN"	0.00	2,762,600.65	-2,762,600.65
17	FOREIGN MISSION: RABAT	0.00	10,743,555.97	-10,743,555.97
18	FOREIGN MISSION: SAO TOME	53,846,911.95	0.00	53,846,911.95
19	FOREIGN MISSION: WARSAW	0.00	25,297,718.21	-25,297,718.21
20	"FOREIGN MISSION DOHA, QATAR"	0.00	1,716,945.93	-1,716,945.93
ECONOMIC SECTOR				
21	CONSOLIDATED REVENUE FUND	8,374,380,000.00	253,460,250,000.00	-245,085,870,000.00
LAW & JUSTICES SECTOR				
22	"NATIONAL HUMAN RIGHTS COMMISSION"	12,960,069.89	0.00	12,960,069.89
SOCIAL SECTOR				
23	UNIVERSITY OF ILORIN	6,682,320.79	0.00	6,682,320.79
24	"ALEX EKWUEME FEDERAL UNIVERSITY NDUFU ALIKE IKWO"	0.00	8,816,492.19	-8,816,492.19
25	FEDERAL UNIVERSITY OF BERNIN KEBBI	599,477.48	0.00	599,477.48
26	NIGERIAN ARMY UNIVERSITY BIU	0.00	482,921.26	-482,921.26
	GRAND-TOTAL	8,621,247,487.14	253,544,270,576.87	-244,923,023,089.73





NOTE 28															
BANK BALANCE															
S/N	MDA	CONSOLIDATED REVENUE FUND	OAGF CASH BALANCE: TSA SUB RECURRENT ACCOUNT	OAGF CASH BALANCE: TSA SUB RECURRENT ACCOUNT	CASH BALANCE: CAPITAL	CASH BALANCE: PERSONNEL	CASH BALANCE: OVERHEAD	CASH BALANCE: REVENUE	CASH BALANCE: AID & GRANTS	CASH BALANCE: LOANS	CASH BALANCE: OTHER FUNDS	BALANCE AS AT	DR	CR	NET BALANCE
		310101	31010102	31010103	31020101	31020102	31020103	31020104	31020106	31020107	31020108	2020			
		N	N	N	N	N	N	N	N	N	N	N	N	N	N
ADMINISTRATIVE SECTOR															
1	STATE HOUSE - HQTRS	0.00	0.00	0.00	1,067,555,015.75	1,108,734.53	174,404,584.38	0.00	0.00	0.00	0.00	1,243,068,334.66	1,243,068,334.66		1,243,068,334.66
2	STATE HOUSE OPERATIONS - PRESIDENT	0.00	0.00	0.00	416,668,229.00	0.00	200,919.54	0.00	0.00	0.00	0.00	416,869,148.54	416,869,148.54		416,869,148.54
3	*STATE HOUSE OPERATIONS - VICE PRESIDENT*	0.00	0.00	0.00	2,420,483.14	0.00	63,055.48	0.00	0.00	0.00	0.00	2,483,538.62	2,483,538.62		2,483,538.62
4	*OFFICE OF THE CHIEF OF STAFF TO THE PRESIDENT*	0.00	0.00	0.00	0.00	0.00	73,002.36	0.00	0.00	0.00	0.00	73,002.36	73,002.36		73,002.36
5	*OFFICE OF THE CHIEF SECURITY OFFICER TO THE PRESIDENT*	0.00	0.00	0.00	259,824,091.80	11,082.91	0.00	0.00	0.00	0.00	0.00	259,835,174.71	259,835,174.71		259,835,174.71
6	STATE HOUSE MEDICAL CENTRE	0.00	0.00	0.00	369,861,237.40	0.00	-2,333.35	0.00	0.00	0.00	0.00	369,858,904.05	369,858,904.05		369,858,904.05
7	STATE HOUSE LAGOS LIAISON OFFICE	0.00	0.00	0.00	7,086,905.00	0.00	3,994.95	0.00	0.00	0.00	0.00	7,090,899.95	7,090,899.95		7,090,899.95
8	OFFICE OF THE SENIOR SPECIAL ASSISTANT TO THE PRESIDENT - NIGER DELTA	0.00	0.00	0.00	0.00	0.00	26,400,110,987.94	0.00	0.00	0.00	0.00	26,400,110,987.94	26,400,110,987.94		26,400,110,987.94
9	*OFFICE OF THE SENIOR SPECIAL ASSISTANT TO THE PRESIDENT - MDGS (OSSAP-MDGS)*	0.00	0.00	0.00	16,590,156,449.56	0.00	5,789,177,605.95	0.00	0.00	0.00	0.00	22,379,334,055.51	22,379,334,055.51		22,379,334,055.51
10	NIPSS, KURU	0.00	0.00	0.00	243,594,317.16	0.00	196,143,539.91	0.00	0.00	0.00	0.00	439,737,857.07	439,737,857.07		439,737,857.07
11	BUREAU OF PUBLIC ENTERPRISES (BPE)	0.00	0.00	0.00	55,496,930.65	132,181.95	26,668,726.97	0.00	0.00	0.00	0.00	82,297,839.57	82,297,839.57		82,297,839.57
12	*ECONOMIC AND FINANCIAL CRIMES COMMISSION (EFCC)*	0.00	0.00	0.00	2,806,443,197.00	1,711,537,932.68	362,456,893.06	0.00	0.00	0.00	0.00	4,880,438,022.74	4,880,438,022.74		4,880,438,022.74
13	*NIGERIAN FINANCIAL INTELLIGENCE UNIT (NFIU)*	0.00	0.00	0.00	639,950,807.41	0.00	1,818,137.16	0.00	0.00	0.00	0.00	641,768,944.57	641,768,944.57		641,768,944.57
14	*BUREAU OF PUBLIC PROCUREMENT (BPP)*	0.00	0.00	0.00	258,175,017.42	31,133.72	215,879,628.21	0.00	0.00	0.00	0.00	474,085,779.35	474,085,779.35		474,085,779.35
15	*NIGERIA EXTRACTIVE INDUSTRIES TRANSPARENCY INITIATIVE (NEITI)*	0.00	0.00	0.00	156,765,602.02	0.00	17,679,886.62	0.00	0.00	0.00	0.00	174,445,488.64	174,445,488.64		174,445,488.64
16	*NIGERIA ATOMIC ENERGY COMMISSION & ITS CENTRES*	0.00	0.00	0.00	181,508,461.78	22,850,590.51	-1,832.82	0.00	0.00	0.00	0.00	204,357,219.47	204,357,219.47		204,357,219.47
17	*OFFICE OF THE CHIEF ECONOMIC ADVISER TO THE PRESIDENT*	0.00	0.00	0.00	20,574,402.00	0.00	340,914.89	0.00	0.00	0.00	0.00	20,915,316.89	20,915,316.89		20,915,316.89
18	NASS MANAGEMENT	0.00	0.00	0.00	120,935.88	0.00	0.00	0.00	0.00	0.00	0.00	120,935.88	120,935.88		120,935.88
19	SENATE	0.00	0.00	0.00	15,492,251.37	0.00	0.00	0.00	0.00	0.00	0.00	15,492,251.37	15,492,251.37		15,492,251.37
20	NATIONAL ASSEMBLY COMMISSION	0.00	0.00	0.00	15,515.00	0.00	0.00	0.00	0.00	0.00	0.00	15,515.00	15,515.00		15,515.00
21	GENERAL SERVICE	0.00	0.00	0.00	133,130,691.22	0.00	0.00	0.00	0.00	0.00	0.00	133,130,691.22	133,130,691.22		133,130,691.22
22	*MINISTRY OF DEFENCE - MOD HQTRS*	0.00	0.00	0.00	6,481,322,131.57	310,740,833.79	87,249.80	0.00	0.00	0.00	0.00	6,792,150,215.16	6,792,150,215.16		6,792,150,215.16
23	DEFENCE HEADQUARTERS	0.00	0.00	0.00	154,706,652.60	0.00	-38,066.31	0.00	0.00	0.00	0.00	154,668,586.29	154,668,586.29		154,668,586.29
24	*DEFENCE RESEARCH AND DEVELOPMENT BUREAU*	0.00	0.00	0.00	160,642,574.60	618,656.12	-22,159.41	0.00	0.00	0.00	0.00	161,239,071.31	161,239,071.31		161,239,071.31
25	NIGERIAN ARMY	0.00	0.00	0.00	150,000.00	-1,500.00	-37,625.00	0.00	0.00	0.00	0.00	110,875.00	110,875.00		110,875.00
26	NIGERIAN NAVY	0.00	0.00	0.00	0.54	239,781,911.18	-97,914.26	0.00	0.00	0.00	0.00	239,683,997.46	239,683,997.46		239,683,997.46
27	NIGERIAN AIRFORCE	0.00	0.00	0.00	691,468,897.98	0.00	-60,951.59	0.00	0.00	0.00	0.00	691,407,946.39	691,407,946.39		691,407,946.39



NOTE 28

BANK BALANCE -- Contd.

SN	MDA	CONSOLIDATED	OAGF CASH	OAGF CASH	CASH BALANCE:	CASH BALANCE:	CASH BALANCE:	CASH BALANCE:	CASH BALANCE:	CASH	CASH BALANCE:	BALANCE AS AT	DR	CR	NET BALANCE
		REVENUE FUND	BALANCE: TSA	BALANCE: TSA	CAPITAL	PERSONNEL	OVERHEAD	REVENUE	AID & GRANTS	BALANCE:	OTHER FUNDS	2020			
		310101	31010102	31010103	31020101	31020102	31020103	31020104	31020106	31020107	31020108				
		N	N	N	N	N	N	N	N	N	N	N	N	N	N
28	"AIRFORCE INSTITUTE OF TECHNOLOGY, KADUNA"	0.00	0.00	0.00	0.00	10,731.76	-52,029.99	0.00	0.00	0.00	0.00	-41,298.23		41,298.23	(41,298.23)
29	"NIGERIAN DEFENCE ACADEMY (NDA)"	0.00	0.00	0.00	0.00	374,411,359.40	-5,194.63	0.00	0.00	0.00	0.00	374,406,164.77	374,406,164.77		374,406,164.77
30	NIGERIAN DEFENCE COLLEGE	0.00	0.00	0.00	695,538,952.48	0.12	-10,750.00	0.00	0.00	0.00	0.00	695,528,202.60	695,528,202.60		695,528,202.60
31	"COMMAND AND STAFF COLLEGE, JAI"	0.00	0.00	0.00	0.00	9,800,538.80	-106,210.00	0.00	0.00	0.00	0.00	9,694,328.80	9,694,328.80		9,694,328.80
32	"NIGERIAN ARMED FORCES RESETTLEMENT CENTRE."	0.00	0.00	0.00	129,345,303.60	0.00	-49,020.00	0.00	0.00	0.00	0.00	129,296,283.60	129,296,283.60		129,296,283.60
33	"DEFENCE INDUSTRIES CORPORATION OF NIGERIA (DICON)"	0.00	0.00	0.00	204.00	1.32	8,712.50	2,784,210.93	0.00	0.00	0.00	2,793,128.75	2,793,128.75		2,793,128.75
34	"DEFENCE INTELLIGENCE SCHOOL"	0.00	0.00	0.00	171,211,234.00	0.00	0.00	0.00	0.00	0.00	0.00	171,211,234.00	171,211,234.00		171,211,234.00
35	"DEFENCE INTELLIGENCE AGENCY"	0.00	0.00	0.00	931,095,071.55	16,005,062.33	0.00	0.00	0.00	0.00	0.00	947,100,133.88	947,100,133.88		947,100,133.88
36	DEFENCE MISSIONS	0.00	0.00	0.00	274,190,979.60	0.00	0.00	0.00	0.00	0.00	0.00	274,190,979.60	274,190,979.60		274,190,979.60
37	MILITARY PENSION BOARD	0.00	0.00	0.00	135,143,904.57	0.00	690.17	0.00	0.00	0.00	0.00	135,144,594.74	135,144,594.74		135,144,594.74
38	"DEFENCE SPACE ADMINISTRATION"	0.00	0.00	0.00	11,381,872.17	7,094,204.33	-46,762.80	0.00	0.00	0.00	0.00	18,429,313.70	18,429,313.70		18,429,313.70
39	"MINISTRY OF FOREIGN AFFAIRS - HQTRS"	0.00	0.00	0.00	1,328,967,505.35	712,566.86	78,944,954.92	0.00	0.00	0.00	0.00	1,408,625,027.13	1,408,625,027.13		1,408,625,027.13
40	"NIGERIANS IN DIASPORA COMMISSION (NIDC)"	0.00	0.00	0.00	8,545,643.01	0.00	860,351.99	0.00	0.00	0.00	0.00	9,405,995.00	9,405,995.00		9,405,995.00
41	TECHNICAL AIDS CORPS	0.00	0.00	0.00	34,617.02	1,822.47	-30,784.95	0.00	0.00	0.00	0.00	5,654.54	5,654.54		5,654.54
42	"FOREIGN SERVICE ACADEMY (FSA)"	0.00	0.00	0.00	27,181,984.10	0.00	-10,134.65	0.00	0.00	0.00	0.00	27,171,849.45	27,171,849.45		27,171,849.45
43	"INSTITUTE FOR PEACE AND CONFLICT RESOLUTION"	0.00	0.00	0.00	50,789,966.84	0.22	483,349.26	0.00	0.00	0.00	0.00	51,273,316.32	51,273,316.32		51,273,316.32
44	"DIRECTORATE OF TECHNICAL COOP. IN AFRICA"	0.00	0.00	0.00	20,713,290.80	3,112.58	-27,194.62	0.00	0.00	0.00	0.00	20,689,208.76	20,689,208.76		20,689,208.76
45	"NIGERIAN INSTITUTE OF INTERNATIONAL AFFAIRS, LAGOS"	0.00	0.00	0.00	28,974,426.80	31,113.00	-3,747.64	0.00	0.00	0.00	0.00	29,001,792.16	29,001,792.16		29,001,792.16
46	FOREIGN MISSION: ABIDJAN	0.00	0.00	0.00	171,622,219.50	46,175,452.99	20,907,986.73	57,474.85	0.00	0.00	0.00	238,763,133.87	238,763,133.87		238,763,133.87
47	FOREIGN MISSION: ACCRA	0.00	0.00	0.00	22,848,245.45	70,231,588.16	146,703,603.78	0.00	0.00	0.00	0.00	239,783,437.40	239,783,437.40		239,783,437.40
48	"FOREIGN MISSION: ADDIS ABABA"	0.00	0.00	0.00	944,844.15	75,236,203.03	58,407,562.87	2,331,803.26	81,509.09	0.00	0.00	137,001,922.41	137,001,922.41		137,001,922.41
49	FOREIGN MISSION: ALGIERS	0.00	0.00	0.00	46,419,995.22	8,730,578.18	2,336,476.01	756,141.45	0.00	0.00	0.00	58,243,190.87	58,243,190.87		58,243,190.87
50	FOREIGN MISSION: ANKARA	0.00	0.00	0.00	0.00	501,222.37	38,794,271.51	0.00	0.00	0.00	0.00	39,295,493.88	39,295,493.88		39,295,493.88
51	FOREIGN MISSION: ATHENS	0.00	0.00	0.00	554,751,551.16	37,446,196.79	88,717,463.33	1,142,829.15	0.00	0.00	0.00	682,058,040.43	682,058,040.43		682,058,040.43
52	FOREIGN MISSION: ATLANTA	0.00	0.00	0.00	31,688,110.15	0.00	30,200,228.60	676,479.40	0.00	0.00	0.00	62,564,818.15	62,564,818.15		62,564,818.15
53	FOREIGN MISSION: BAMAKO	0.00	0.00	0.00	1,238,066.04	208,618,992.72	23,298,905.34	700,995.45	0.00	0.00	0.00	233,856,959.55	233,856,959.55		233,856,959.55
54	FOREIGN MISSION: BANGKOK	0.00	0.00	0.00	13,331,729.87	90,205,138.71	3,259,629.58	15,138.88	0.00	0.00	0.00	106,811,637.05	106,811,637.05		106,811,637.05
55	FOREIGN MISSION: BANGUI	0.00	0.00	0.00	415,801.24	4,447,819.88	1,760,372.67	11,678,012.42	0.00	0.00	0.00	18,302,006.21	18,302,006.21		18,302,006.21
56	FOREIGN MISSION: BANJUL	0.00	0.00	0.00	19,167,740.19	6,219,387.52	13,691,242.99	7,067,485.82	0.00	0.00	0.00	46,145,856.53	46,145,856.53		46,145,856.53
57	FOREIGN MISSION: BATA	0.00	0.00	0.00	217,894,050.00	209,046,038.29	1,238,460.31	277,601.76	0.00	0.00	0.00	428,456,150.36	428,456,150.36		428,456,150.36
58	FOREIGN MISSION: BEIJING	0.00	0.00	0.00	176,255,272.70	109,544,029.58	73,029,353.05	6,514,676.53	0.00	0.00	0.00	365,343,331.87	365,343,331.87		365,343,331.87



NOTE 28

BANK BALANCE -- Contd.

SN	MDA	CONSOLIDATED	OAGF CASH	OAGF CASH	CASH BALANCE:	CASH BALANCE:	CASH BALANCE:	CASH BALANCE:	CASH BALANCE:	CASH BALANCE:	CASH BALANCE:	BALANCE AS AT	DR	CR	NET BALANCE
		REVENUE FUND	BALANCE: TSA	BALANCE: TSA	CAPITAL	PERSONNEL	OVERHEAD	REVENUE	AID & GRANTS	LOANS	OTHER FUNDS	2020			
		310101	31010102	31010103	31020101	31020102	31020103	31020104	31020106	31020107	31020108				
	N	N	N	N	N	N	N	N	N	N	N	N	N	N	N
59	FOREIGN MISSION: BERLIN	0.00	0.00	0.00	188,036,885.89	104,554,654.61	0.00	6,110,184.52	0.00	0.00	0.00	298,701,725.02	298,701,725.02		298,701,725.02
60	FOREIGN MISSION: BERNE	0.00	0.00	0.00	94,996,740.05	3,181,419.64	8,316,660.28	6,750,336.21	0.00	0.00	0.00	113,245,156.18	113,245,156.18		113,245,156.18
61	FOREIGN MISSION: BISSAU	0.00	0.00	0.00	18,579,781.82	0.00	1,171,428.74	133,589.22	0.00	0.00	0.00	19,884,799.78	19,884,799.78		19,884,799.78
62	FOREIGN MISSION: BRASILIA	0.00	0.00	0.00	0.00	211,668,789.20	27,567,427.00	0.00	0.00	0.00	0.00	239,236,216.20	239,236,216.20		239,236,216.20
63	FOREIGN MISSION: BRAZAVILLE	0.00	0.00	0.00	249,938,447.17	211,691,315.90	121,250,025.17	600,852.46	0.00	0.00	0.00	583,480,640.70	583,480,640.70		583,480,640.70
64	FOREIGN MISSION: BRUSSELS	0.00	0.00	0.00	0.00	34,510,009.30	0.00	0.00	0.00	0.00	0.00	34,510,009.30	34,510,009.30		34,510,009.30
65	FOREIGN MISSION: BUCHAREST	0.00	0.00	0.00	198,620,669.72	32,300,320.28	12,063,768.82	368,257.60	0.00	0.00	0.00	243,353,016.42	243,353,016.42		243,353,016.42
66	FOREIGN MISSION: BUEA	0.00	0.00	0.00	3,245.71	22,260,766.63	91,271,966.05	2,462,235.63	0.00	0.00	0.00	115,998,214.02	115,998,214.02		115,998,214.02
67	"FOREIGN MISSION: BUENOS AIRES"	0.00	0.00	0.00	187,530.32	0.00	34,990,278.24	28,078,224.84	0.00	0.00	0.00	62,856,033.40	62,856,033.40		62,856,033.40
68	"FOREIGN MISSION: BUJUMBURA"	0.00	0.00	0.00	17,974,329.32	78,846,930.90	16,919,554.67	80,922.60	0.00	0.00	0.00	113,821,737.49	113,821,737.49		113,821,737.49
69	FOREIGN MISSION: CAIRO	0.00	0.00	0.00	24,665,887.40	65,223,290.91	2,611,599.82	0.00	0.00	0.00	0.00	92,500,778.13	92,500,778.13		92,500,778.13
70	FOREIGN MISSION: CANBERRA	0.00	0.00	0.00	0.00	64,280,725.43	32,159,095.49	0.00	0.00	0.00	0.00	96,439,820.92	96,439,820.92		96,439,820.92
71	FOREIGN MISSION: CARACAS	0.00	0.00	0.00	2,232,029.71	30,043,810.78	25,688,967.08	0.00	0.00	0.00	0.00	57,964,807.56	57,964,807.56		57,964,807.56
72	FOREIGN MISSION: CONAKRY	0.00	0.00	0.00	0.00	90,849,618.07	42,649,877.48	501,222.37	0.00	0.00	0.00	134,000,717.92	134,000,717.92		134,000,717.92
73	FOREIGN MISSION: COTONOU	0.00	0.00	0.00	185,451,148.48	7,512,090.00	48,769,955.00	90,262,919.31	0.00	0.00	0.00	331,996,112.79	331,996,112.79		331,996,112.79
74	FOREIGN MISSION: DAKAR	0.00	0.00	0.00	0.00	0.00	107,032,706.48	0.00	0.00	0.00	0.00	107,032,706.48	107,032,706.48		107,032,706.48
75	FOREIGN MISSION: DAMASCUS	0.00	0.00	0.00	0.00	0.00	201,694,114.31	0.00	0.00	0.00	0.00	201,694,114.31	201,694,114.31		201,694,114.31
76	"FOREIGN MISSION: DAR-ES-SALAAM"	0.00	0.00	0.00	31,490,411.49	348,204,114.09	11,488,834.81	68,937.00	0.00	0.00	0.00	391,252,297.39	391,252,297.39		391,252,297.39
77	FOREIGN MISSION: DOUALA	0.00	0.00	0.00	13,634,403.29	15,329,206.93	14,338,309.39	499,868.60	0.00	0.00	0.00	43,801,788.21	43,801,788.21		43,801,788.21
78	FOREIGN MISSION: DUBLIN	0.00	0.00	0.00	155,696.55	22,002,932.23	10,236,864.66	1,604,522.76	0.00	0.00	0.00	34,000,016.20	34,000,016.20		34,000,016.20
79	FOREIGN MISSION: FREETOWN	0.00	0.00	0.00	67,883,790.91	20,484,013.36	8,095,223.30	0.00	0.00	0.00	0.00	96,463,027.57	96,463,027.57		96,463,027.57
80	"FOREIGN MISSION: GABORONE"	0.00	0.00	0.00	0.00	0.00	126,218,289.03	3,689,075.63	0.00	0.00	0.00	129,907,364.65	129,907,364.65		129,907,364.65
81	FOREIGN MISSION: GENEVA	0.00	0.00	0.00	0.00	13,338,221.82	10,870,486.06	0.00	0.00	0.00	0.00	24,208,707.88	24,208,707.88		24,208,707.88
82	FOREIGN MISSION: HANOI	0.00	0.00	0.00	75,816,964.52	11,405,930.37	2,040,935.42	1,279,713.70	0.00	0.00	0.00	90,543,544.01	90,543,544.01		90,543,544.01
83	FOREIGN MISSION: HARARE	0.00	0.00	0.00	19,073,605.99	179,078,405.82	-36,611,047.56	-4,404,812.79	0.00	0.00	0.00	157,136,151.46	157,136,151.46		157,136,151.46
84	FOREIGN MISSION: HAVANA	0.00	0.00	0.00	54,869,325.80	823,464.54	13,588,757.44	0.00	0.00	0.00	0.00	69,281,547.78	69,281,547.78		69,281,547.78
85	"FOREIGN MISSION: HONGKONG"	0.00	0.00	0.00	0.00	7,006,441.26	4,195,563.94	0.00	0.00	0.00	0.00	11,202,005.19	11,202,005.19		11,202,005.19
86	FOREIGN MISSION:	0.00	0.00	0.00	66,364,965.85	177,943,697.94	88,279,808.88	655,335.78	0.00	0.00	0.00	333,243,808.44	333,243,808.44		333,243,808.44
87	FOREIGN MISSION: JAKARTA	0.00	0.00	0.00	112,150,012.13	124,695,838.99	552,863.52	3,410,239.35	0.00	0.00	0.00	240,808,953.99	240,808,953.99		240,808,953.99
88	FOREIGN MISSION: JEDDAH	0.00	0.00	0.00	0.00	23,975,181.08	6,664,854.63	0.00	0.00	0.00	0.00	30,640,035.71	30,640,035.71		30,640,035.71
89	"FOREIGN MISSION: JOHANNESBURG"	0.00	0.00	0.00	23,044.70	12,061,100.31	4,353,860.97	470,184.32	0.00	0.00	0.00	16,908,190.30	16,908,190.30		16,908,190.30
90	FOREIGN MISSION: KAMPALA	0.00	0.00	0.00	599,388.46	74,230,687.82	83,859,736.60	37,080.77	0.00	0.00	0.00	158,686,893.65	158,686,893.65		158,686,893.65
91	FOREIGN MISSION: KHARTOUM	0.00	0.00	0.00	0.00	32,353,102.80	15,234,333.86	6,815,395.97	0.00	0.00	0.00	54,402,832.63	54,402,832.63		54,402,832.63
92	FOREIGN MISSION: KIEV	0.00	0.00	0.00	0.00	448,144,961.66	4,030,410.25	0.00	0.00	0.00	0.00	452,175,371.90	452,175,371.90		452,175,371.90
93	"FOREIGN MISSION: KIGALI RWANDA"	0.00	0.00	0.00	0.00	4,925,663.87	5,720,676.62	96,338.56	0.00	0.00	0.00	10,742,679.05	10,742,679.05		10,742,679.05
94	FOREIGN MISSION: KINSHASA	0.00	0.00	0.00	63,438,945.45	45,750,745.45	332,584.85	351,412.12	0.00	0.00	0.00	109,873,687.88	109,873,687.88		109,873,687.88



NOTE 28

BANK BALANCE -- Contd.

SN	MDA	CONSOLIDATED	OAGF CASH	OAGF CASH	CASH BALANCE:	CASH BALANCE:	CASH BALANCE:	CASH BALANCE:	CASH BALANCE:	CASH	CASH BALANCE:	BALANCE AS AT	DR	CR	NET BALANCE
		REVENUE FUND	BALANCE: TSA	BALANCE: TSA	CAPITAL	PERSONNEL	OVERHEAD	REVENUE	AID & GRANTS	BALANCE:	OTHER FUNDS	2020			
		310101	BALANCE: TSA	BALANCE: TSA	31020101	31020102	31020103	31020104	31020106	31020107	31020108				
	N	N	N	N	N	N	N	N	N	N	N	N	N	N	N
95	FOREIGN MISSION: KUWAIT	0.00	0.00	0.00	23,399,175.12	71,138.12	47,075,058.86	260,055.56	0.00	0.00	0.00	70,805,427.65	70,805,427.65		70,805,427.65
96	FOREIGN MISSION: LIBREVILLE	0.00	0.00	0.00	18,659,542.42	50,167,573.97	88,118,397.36	13,741,356.94	0.00	0.00	0.00	170,686,870.70	170,686,870.70		170,686,870.70
97	FOREIGN MISSION: LISBON	0.00	0.00	0.00	20,179,819.23	39,560,432.87	56,626,826.75	0.00	0.00	0.00	0.00	116,367,078.85	116,367,078.85		116,367,078.85
98	FOREIGN MISSION: LOME	0.00	0.00	0.00	1,868,705.82	0.00	316,639,206.32	-1,531,647.28	0.00	0.00	0.00	316,976,264.86	316,976,264.86		316,976,264.86
99	FOREIGN MISSION: LUANDA	0.00	0.00	0.00	333,193.94	31,265,578.79	11,468,157.58	32,289,615.15	0.00	0.00	0.00	75,356,545.45	75,356,545.45		75,356,545.45
100	FOREIGN MISSION: LUSAKA	0.00	0.00	0.00	0.00	36,493,744.68	273,053.86	0.00	0.00	0.00	0.00	36,766,798.54	36,766,798.54		36,766,798.54
101	FOREIGN MISSION: MADRID	0.00	0.00	0.00	0.00	72,638,601.25	48,425,734.17	0.00	0.00	0.00	0.00	121,064,335.42	121,064,335.42		121,064,335.42
102	FOREIGN MISSION: MALABO	0.00	0.00	0.00	42,372,434.19	62,422,711.19	5,495,428.84	26,468,150.18	0.00	0.00	0.00	136,758,724.40	136,758,724.40		136,758,724.40
103	FOREIGN MISSION: MANILLA	0.00	0.00	0.00	201,699.98	115,214,697.91	17,798,148.44	8,416,168.50	0.00	0.00	0.00	141,630,714.83	141,630,714.83		141,630,714.83
104	FOREIGN MISSION: MAPUTO	0.00	0.00	0.00	138,839.57	131,880,175.94	4,728,326.24	1,626,551.36	0.00	0.00	0.00	138,373,893.11	138,373,893.11		138,373,893.11
105	FOREIGN MISSION: MEXICO CITY	0.00	0.00	0.00	2,157,894.20	1,278,297.83	205,635,996.51	285,622.94	0.00	0.00	0.00	209,357,811.48	209,357,811.48		209,357,811.48
106	FOREIGN MISSION: MONROVIA	0.00	0.00	0.00	0.00	78,210,570.00	108,281,187.50	0.00	0.00	0.00	0.00	186,491,757.50	186,491,757.50		186,491,757.50
107	FOREIGN MISSION: MOSCOW	0.00	0.00	0.00	0.00	5,611,850.11	543,534.34	720,554.16	0.00	0.00	0.00	6,875,938.61	6,875,938.61		6,875,938.61
108	FOREIGN MISSION: NAIROBI	0.00	0.00	0.00	171,247,412.14	25,081,195.53	5,440,529.66	9,395.10	0.00	0.00	0.00	201,778,532.43	201,778,532.43		201,778,532.43
109	FOREIGN MISSION: NDJAMENA	0.00	0.00	0.00	55,755,123.99	291,565,352.93	211,179,594.97	2,652,914.42	0.00	0.00	0.00	561,152,986.31	561,152,986.31		561,152,986.31
110	FOREIGN MISSION: NEW DELHI	0.00	0.00	0.00	130,655,202.00	42,568,601.94	138,106,693.64	66,676,482.89	0.00	0.00	0.00	378,006,980.46	378,006,980.46		378,006,980.46
111	FOREIGN MISSION: NEW YORK (CG)	0.00	0.00	0.00	76,618,109.40	106,884,712.12	41,061,172.73	6,249,718.18	0.00	0.00	0.00	230,813,712.43	230,813,712.43		230,813,712.43
112	FOREIGN MISSION: NEW YORK (PM)	0.00	0.00	0.00	203,119,778.51	525,588.72	25,896,507.27	0.00	0.00	0.00	0.00	229,541,874.50	229,541,874.50		229,541,874.50
113	FOREIGN MISSION: NIAMEY	0.00	0.00	0.00	0.00	8,508,986.82	8,061,945.74	1,159,904.15	0.00	0.00	0.00	17,730,836.70	17,730,836.70		17,730,836.70
114	FOREIGN MISSION: NNJC - NIAMEY	0.00	0.00	0.00	0.00	145,368,388.31	0.00	0.00	0.00	0.00	0.00	145,368,388.31	145,368,388.31		145,368,388.31
115	FOREIGN MISSION: OTTAWA	0.00	0.00	0.00	63,331,353.38	35,444,058.39	8,432,202.92	-1,221,469.81	0.00	0.00	0.00	105,986,144.88	105,986,144.88		105,986,144.88
116	FOREIGN MISSION: OUAGADOUGOU	0.00	0.00	0.00	103,102.00	55,996,480.63	22,092,583.07	3,094,482.53	0.00	0.00	0.00	81,286,648.23	81,286,648.23		81,286,648.23
117	FOREIGN MISSION: PARIS	0.00	0.00	0.00	79,492,758.62	62,658,934.95	31,649,200.55	12,101,986.22	0.00	0.00	0.00	185,902,880.34	185,902,880.34		185,902,880.34
118	FOREIGN MISSION: PORT OF SPAIN	0.00	0.00	0.00	227,810.27	38,032,706.48	18,724,579.48	1,202,185.76	0.00	0.00	0.00	58,187,281.99	58,187,281.99		58,187,281.99
119	FOREIGN MISSION: PRETORIA	0.00	0.00	0.00	50,509,380.89	83,899,996.03	50,448,756.71	1,210,014.79	0.00	0.00	0.00	186,068,148.42	186,068,148.42		186,068,148.42
120	FOREIGN MISSION: PYONG YANG	0.00	0.00	0.00	0.00	8,695,071.57	5,796,714.38	0.00	0.00	0.00	0.00	14,491,785.95	14,491,785.95		14,491,785.95
121	FOREIGN MISSION: RABAT	0.00	0.00	0.00	13,072,799.96	49,306,142.44	15,119,411.39	17,501,646.21	0.00	0.00	0.00	95,000,000.00	95,000,000.00		95,000,000.00
122	FOREIGN MISSION: RIYADH	0.00	0.00	0.00	178,620.64	355,298.82	3,566,805.36	26,574.75	0.00	0.00	0.00	4,127,299.57	4,127,299.57		4,127,299.57
123	FOREIGN MISSION: ROME	0.00	0.00	0.00	19,637,313.31	283,562.04	826,007.67	3,277,286.68	0.00	0.00	0.00	24,024,169.70	24,024,169.70		24,024,169.70
124	FOREIGN MISSION: SAO TOME	0.00	0.00	0.00	97,942,714.84	237,291,640.22	49,910,456.40	260,196.15	0.00	0.00	0.00	385,405,007.61	385,405,007.61		385,405,007.61
125	FOREIGN MISSION: SEOUL	0.00	0.00	0.00	38,308,380.41	-7,599,917.08	-9,632,015.84	655,335.78	0.00	0.00	0.00	21,731,783.26	21,731,783.26		21,731,783.26
126	FOREIGN MISSION: SHANGHAI	0.00	0.00	0.00	163,877,644.15	69,193,017.14	950,157.82	1,297,905.32	0.00	0.00	0.00	235,318,724.43	235,318,724.43		235,318,724.43
127	FOREIGN MISSION: SINGAPORE	0.00	0.00	0.00	0.00	297,841,830.77	58,901,580.77	0.00	0.00	0.00	0.00	356,743,411.54	356,743,411.54		356,743,411.54
128	FOREIGN MISSION: STOCKHOLM	0.00	0.00	0.00	0.00	12,815,249.55	7,640,039.81	422,386.94	0.00	0.00	0.00	20,877,676.31	20,877,676.31		20,877,676.31
129	FOREIGN MISSION: TEHRAN	0.00	0.00	0.00	0.00	726,189.70	0.00	0.00	0.00	0.00	0.00	726,189.70	726,189.70		726,189.70



NOTE 28

BANK BALANCE -- Contd.

SN	MDA	CONSOLIDATED	OAGF CASH	OAGF CASH	CASH BALANCE:	CASH BALANCE:	CASH BALANCE:	CASH BALANCE:	CASH BALANCE:	CASH BALANCE:	CASH BALANCE:	BALANCE AS AT	DR	CR	NET BALANCE	
		REVENUE FUND	BALANCE: TSA	BALANCE: TSA	CASH BALANCE:	CASH BALANCE:	CASH BALANCE:	CASH BALANCE:	CASH BALANCE:	CASH BALANCE:	CASH BALANCE:	OTHER FUNDS	2020			
		310101	BALANCE: TSA	BALANCE: TSA	31020101	31020102	31020103	31020104	31020106	31020107	31020108					
	N	N	N	N	N	N	N	N	N	N	N	N	N	N	N	
130	FOREIGN MISSION: TEL AVIV	0.00	0.00	0.00	838,309.09	51,064,296.97	-530,966.14	0.00	0.00	0.00	0.00	51,371,639.92	51,371,639.92		51,371,639.92	
131	FOREIGN MISSION: THE HAGUE	0.00	0.00	0.00	167,951.72	18,373,117.76	16,930,293.63	2,346,020.69	0.00	0.00	0.00	37,817,383.80	37,817,383.80		37,817,383.80	
132	FOREIGN MISSION: TOKYO	0.00	0.00	0.00	101,323,701.86	108,453,074.04	10,449,143.74	16,064,391.51	0.00	0.00	0.00	236,290,311.15	236,290,311.15		236,290,311.15	
133	FOREIGN MISSION: TRIPOLI	0.00	0.00	0.00	0.00	19,079,271.90	24,480,000.00	0.00	0.00	0.00	0.00	43,559,271.90	43,559,271.90		43,559,271.90	
134	FOREIGN MISSION: TUNIS	0.00	0.00	0.00	0.00	215,164,067.67	16,389,935.72	0.00	0.00	0.00	0.00	231,554,003.39	231,554,003.39		231,554,003.39	
135	FOREIGN MISSION: VIENNA	0.00	0.00	0.00	13,099,937.44	40,400,336.94	11,745,943.11	357,413.79	0.00	0.00	0.00	65,603,631.28	65,603,631.28		65,603,631.28	
136	FOREIGN MISSION: WARSAW	0.00	0.00	0.00	0.00	16,611,947.02	10,730,168.74	562,285.71	0.00	0.00	0.00	27,904,401.48	27,904,401.48		27,904,401.48	
137	FOREIGN MISSION: WINDHOEK	0.00	0.00	0.00	8,585,815.74	16,892,091.31	21,509,011.94	895,156.37	0.00	0.00	0.00	47,882,075.37	47,882,075.37		47,882,075.37	
138	FOREIGN MISSION: YAOUNDE	0.00	0.00	0.00	22,848,245.45	70,231,588.16	146,703,603.78	0.00	0.00	0.00	0.00	239,783,437.40	239,783,437.40		239,783,437.40	
139	"FOREIGN MISSION, JUBA, SOUTH SUDAN"	0.00	0.00	0.00	50,630,949.61	16,310,649.69	2,284,057.20	4,564,329.65	0.00	0.00	0.00	73,789,986.15	73,789,986.15		73,789,986.15	
140	FOREIGN MISSIONS, ABU DHAB	0.00	0.00	0.00	38,364,290.40	91,507,958.16	36,603,183.26	31,920,648.25	0.00	0.00	0.00	198,396,080.07	198,396,080.07		198,396,080.07	
141	"FOREIGN MISSION LILONGWE, MALAWI"	0.00	0.00	0.00	52,899,241.07	282,821,152.14	10,224,971.12	62,003.03	0.00	0.00	0.00	346,007,367.37	346,007,367.37		346,007,367.37	
142	"FOREIGN MISSION PRAQUE, CZECH REPUBLIC"	0.00	0.00	0.00	11,396,253.85	246,348,019.23	38,140,096.15	237,223.74	0.00	0.00	0.00	296,121,592.97	296,121,592.97		296,121,592.97	
143	FOREIGN MISSION VATICAN	0.00	0.00	0.00	32,578,326.64	43,971,161.73	4,084,860.18	0.00	0.00	0.00	0.00	80,634,348.56	80,634,348.56		80,634,348.56	
144	"CONSULATE GENERAL FRANKFURT, GERMANY"	0.00	0.00	0.00	109,024,630.72	320,000.00	0.00	744,593.43	0.00	0.00	0.00	110,089,224.15	110,089,224.15		110,089,224.15	
145	"FOREIGN MISSION DOHA, QATAR"	0.00	0.00	0.00	0.00	1,522,270.28	22,836,419.00	0.00	0.00	0.00	0.00	24,358,689.28	24,358,689.28		24,358,689.28	
146	PERMANENT REPRESENTATION, ECOWAS, ABUJA	0.00	0.00	0.00	0.00	11,439,563.42	0.00	0.00	0.00	0.00	0.00	11,439,563.42	11,439,563.42		11,439,563.42	
147	"FOREIGN MISSION GUANGZHOU, CHINA"	0.00	0.00	0.00	120,453,351.26	47,096,213.67	18,243,967.80	6,243,932.65	0.00	0.00	0.00	192,037,465.38	192,037,465.38		192,037,465.38	
148	"FEDERAL MINISTRY OF INFORMATION & CULTURE - HQ/ITRS"	0.00	0.00	0.00	144,947,200.53	1.00	-50,141.89	0.00	0.00	0.00	0.00	144,897,059.64	144,897,059.64		144,897,059.64	
149	NIGERIAN TELEVISION AUTHORITY	0.00	0.00	0.00	450,872,494.26	542,205.76	5,235,322.97	0.00	0.00	0.00	0.00	456,650,022.99	456,650,022.99		456,650,022.99	
150	"FEDERAL RADIO CORPORATION OF NIGERIA"	0.00	0.00	0.00	24,534,205.16	0.84	-5,235.09	44,286,947.30	0.00	0.00	0.00	68,815,918.21	68,815,918.21		68,815,918.21	
151	NEWS AGENCY OF NIGERIA	0.00	0.00	0.00	1,030,869.24	59,484,556.50	-76,852.90	-109,762,638.00	0.00	0.00	0.00	-49,324,065.16	(49,324,065.16)		(49,324,065.16)	
152	VOICE OF NIGERIA	0.00	0.00	0.00	117,400,832.68	0.36	-54,864.59	0.00	0.00	0.00	0.00	117,345,968.45	117,345,968.45		117,345,968.45	
153	NIGERIAN FILM CORPORATION	0.00	0.00	0.00	52,828,335.98	343,115.21	3,244.54	13,267,618.81	0.00	0.00	0.00	66,442,314.54	66,442,314.54		66,442,314.54	
154	NATIONAL BROADCASTING	0.00	0.00	0.00	7,382,690.00	0.00	-2,443.46	239,012,553.71	0.00	0.00	0.00	246,392,800.25	246,392,800.25		246,392,800.25	
155	NIGERIA PRESS COUNCIL	0.00	0.00	0.00	24,452,101.49	1,506.35	8,294.77	844,815.78	0.00	0.00	0.00	25,306,718.39	25,306,718.39		25,306,718.39	
156	"NATIONAL FILM AND VIDEO CENSOR BOARD"	0.00	0.00	0.00	53,150,244.16	2,383,003.84	-5,972.09	1,384,885.03	0.00	0.00	0.00	56,912,160.94	56,912,160.94		56,912,160.94	
157	ADVERTISING PRACTITIONERS OF NIGERIA	0.00	0.00	0.00	5,108,951.50	1.45	112,668.57	0.00	0.00	0.00	0.00	5,221,621.52	5,221,621.52		5,221,621.52	
158	"NIGERIAN TOURISM DEVELOPMENT CORPORATION"	0.00	0.00	0.00	152,808,375.17	10,191,979.78	15,373.48	0.00	0.00	0.00	0.00	163,015,728.43	163,015,728.43		163,015,728.43	
159	"NATIONAL COMMISSION FOR MUSEUMS AND MONUMENTS"	0.00	0.00	0.00	55,889,522.66	2,876,373.20	-11,764.44	0.00	0.00	0.00	0.00	58,754,131.42	58,754,131.42		58,754,131.42	
160	"NATIONAL COUNCIL OF ARTS AND CULTURE"	0.00	0.00	0.00	6,501,099.36	4,012,732.00	-2,309.63	0.00	0.00	0.00	0.00	10,511,521.73	10,511,521.73		10,511,521.73	



NOTE 28

BANK BALANCE -- Contd.

SN	MDA	CONSOLIDATED	OAGF CASH	OAGF CASH	CASH BALANCE:	CASH BALANCE:	CASH BALANCE:	CASH BALANCE:	CASH BALANCE:	CASH BALANCE:	CASH BALANCE:	BALANCE AS AT	DR	CR	NET BALANCE
		REVENUE FUND	BALANCE: TSA	BALANCE: TSA	CAPITAL	PERSONNEL	OVERHEAD	REVENUE	AID & GRANTS	LOANS	OTHER FUNDS	2020			
		310101	310102	310103	31020101	31020102	31020103	31020104	31020106	31020107	31020108				
		N	N	N	N	N	N	N	N	N	N	N	N	N	N
161	"CENTRE FOR BLACK AFRICAN ARTS AND CIVILISATION"	0.00	0.00	0.00	727,531.17	8,281,597.94	-7,191.53	0.00	0.00	0.00	0.00	9,001,937.58	9,001,937.58		9,001,937.58
162	NATIONAL TROUPE OF NIGERIA	0.00	0.00	0.00	5,563,560.20	0.19	18,963.80	0.00	0.00	0.00	0.00	5,582,524.19	5,582,524.19		5,582,524.19
163	NATIONAL THEATRE	0.00	0.00	0.00	34,163,589.93	2,909,492.27	2,513.68	0.00	0.00	0.00	0.00	37,075,595.88	37,075,595.88		37,075,595.88
164	NATIONAL GALLERY OF ART	0.00	0.00	0.00	10,643,236.80	21,837,154.57	-9,116.80	0.00	0.00	0.00	0.00	32,471,274.57	32,471,274.57		32,471,274.57
165	NATIONAL WAR MUSEUM - UMUAHIA	0.00	0.00	0.00	347,422.62	0.00	1,660.75	0.00	0.00	0.00	0.00	349,083.37	349,083.37		349,083.37
166	NATIONAL INST. OF HOSPITALITY AND TOURISM DEVELOPMENT STUDIES	0.00	0.00	0.00	11,770.80	56,800,462.20	-5,908.77	0.00	0.00	0.00	0.00	56,806,324.23	56,806,324.23		56,806,324.23
167	"NATIONAL INSTITUTE FOR CULTURE ORIENTATION"	0.00	0.00	0.00	16,936,556.06	17,653,720.80	-25,622.25	0.00	0.00	0.00	0.00	34,564,654.61	34,564,654.61		34,564,654.61
168	"INSTITUTE OF ARCHEOLOGY AND MUSEUM STUDIES, JOS"	0.00	0.00	0.00	480,309.40	0.00	-1,784.60	0.00	0.00	0.00	0.00	478,524.80	478,524.80		478,524.80
169	NATIONAL ORIENTATION AGENCY	0.00	0.00	0.00	33,476,740.64	0.59	-32,651.42	0.00	0.00	0.00	0.00	33,444,089.81	33,444,089.81		33,444,089.81
170	MINISTRY OF INTERIOR - HQTRS	0.00	0.00	0.00	557,024,922.56	1,993,607.73	-62,091.62	-183,383,142.76	0.00	0.00	0.00	375,573,295.93	375,573,295.93		375,573,295.93
171	NIGERIA CORRECTIONAL SERVICE	0.00	0.00	0.00	237,449,623.47	2,525,752,729.15	3,006,887.17	0.00	0.00	0.00	0.00	2,766,209,239.79	2,766,209,239.79		2,766,209,239.79
172	NIGERIA IMMIGRATION SERVICE	0.00	0.00	0.00	0.00	3,516,315,184.46	223,521,932.51	-329,683.60	658,198,235.12	-301,254,659.70	0.00	4,096,451,008.79	4,096,451,008.79		4,096,451,008.79
173	"NIGERIA SECURITY AND CIVIL DEFENCE CORPS"	0.00	0.00	0.00	249,871,491.06	948,765,040.66	1,706,754.89	0.00	0.00	0.00	0.00	1,200,343,286.61	1,200,343,286.61		1,200,343,286.61
174	"CIVIL DEFENCE, IMMIGRATION AND PRISON SERVICE BOARD (CIPB)"	0.00	0.00	0.00	1,072.50	283,666.55	-23,468.86	0.00	0.00	0.00	0.00	261,270.19	261,270.19		261,270.19
175	CUSTOM, IMMIGRATION, PRISON PENSION OFFICE (CIPPO)	0.00	0.00	0.00	0.00	0.00	848,261,749.81	0.00	0.00	0.00	0.00	848,261,749.81	848,261,749.81		848,261,749.81
176	FEDERAL FIRE SERVICE	0.00	0.00	0.00	2,284.63	0.04	-404,007.66	0.00	0.00	0.00	0.00	-401,722.99	401,722.99		(401,722.99)
177	"NIGERIA POLICE ACADEMY WUDIL, KANO"	0.00	0.00	0.00	64,115.92	0.00	0.00	0.00	0.00	0.00	0.00	64,115.92	64,115.92		64,115.92
178	"POLICE FORMATIONS AND COMMANDS"	0.00	0.00	0.00	255,047.60	3,170,094,437.24	29,309,423.37	0.00	41,606.00	0.00	0.00	3,199,700,514.21	3,199,700,514.21		3,199,700,514.21
179	"OFFICE OF THE HEAD OF THE CIVIL SERVICE OF THE FEDERATION - HQTRS"	0.00	0.00	0.00	409,097,880.12	40,370,104.79	11,171.04	0.00	0.00	0.00	0.00	449,479,155.95	449,479,155.95		449,479,155.95
180	"FEDERAL GOVT STAFF HOUSING LOANS BOARD"	0.00	0.00	0.00	9,061,493.75	0.00	1,035,871,199.47	0.00	0.00	0.00	0.00	1,044,932,693.22	1,044,932,693.22		1,044,932,693.22
181	"ADMINISTRATIVE STAFF COLLEGE OF NIGERIA"	0.00	0.00	0.00	62,138,595.70	150.00	-5,223.52	0.00	0.00	0.00	0.00	62,133,522.18	62,133,522.18		62,133,522.18
182	"WEST AFRICAN MGT. DEVT. INSTITUTES NETWORK"	0.00	0.00	0.00	0.00	0.00	15,193.90	0.00	0.00	0.00	0.00	15,193.90	15,193.90		15,193.90
183	FEDERAL TRAINING CENTRE, ENUGU	0.00	0.00	0.00	2,121,849.40	1,044,173.89	17,909.05	0.00	0.00	0.00	0.00	3,183,932.34	3,183,932.34		3,183,932.34
184	FEDERAL TRAINING CENTRE, ILORIN	0.00	0.00	0.00	5,974,403.00	239,719.41	49,569.83	0.00	0.00	0.00	0.00	6,263,692.24	6,263,692.24		6,263,692.24
185	FEDERAL TRAINING CENTRE, KADUNA	0.00	0.00	0.00	4,735,489.20	468,474.43	32,442.91	0.00	0.00	0.00	0.00	5,236,406.54	5,236,406.54		5,236,406.54
186	FEDERAL TRAINING CENTRE, MAIDUGURI	0.00	0.00	0.00	2,004,899.24	273,786.05	165.55	0.00	0.00	0.00	0.00	2,278,850.84	2,278,850.84		2,278,850.84
187	FEDERAL TRAINING CENTRE, CALABAR	0.00	0.00	0.00	42,684,334.80	2,933.12	198,836.55	0.00	0.00	0.00	0.00	42,886,104.47	42,886,104.47		42,886,104.47
188	PUBLIC SERVICE INSTITUTE OF NIGERIA	0.00	0.00	0.00	216,844,043.88	857,044.73	-1,246.39	11,393,000.00	0.00	0.00	0.00	229,092,842.22	229,092,842.22		229,092,842.22



NOTE 28

BANK BALANCE -- Contd.

SN	MDA	CONSOLIDATED	OAGF CASH	OAGF CASH	CASH BALANCE:	CASH BALANCE:	CASH BALANCE:	CASH BALANCE:	CASH BALANCE:	CASH BALANCE:	CASH BALANCE:	BALANCE AS AT	DR	CR	NET BALANCE
		REVENUE FUND	BALANCE: TSA	BALANCE: TSA	CAPITAL	PERSONNEL	OVERHEAD	REVENUE	AID & GRANTS	LOANS	OTHER FUNDS	2020			
		310101	31010102	31010103	31020101	31020102	31020103	31020104	31020106	31020107	31020108				
		N	N	N	N	N	N	N	N	N	N	N	N	N	N
189	BUREAU OF PUBLIC SERVICE REFORMS	0.00	0.00	0.00	20,037,776.38	1,018,879.49	1,022,050.78	0.00	0.00	0.00	0.00	22,078,706.65	22,078,706.65		22,078,706.65
190	"AUDITOR GENERAL FOR THE FEDERATION"	0.00	0.00	0.00	153,935,328.12	44,459,048.88	-11,906.57	0.00	0.00	0.00	0.00	198,382,470.43	198,382,470.43		198,382,470.43
191	PUBLIC COMPLAINTS COMMISSION	0.00	0.00	0.00	201,047.04	379,946.69	39,899,702.14	0.00	1,522,815,694.63	0.00	0.00	1,563,296,390.50	1,563,296,390.50		1,563,296,390.50
192	FEDERAL CIVIL SERVICE COMMISSION	0.00	0.00	0.00	2,112,886.85	4,797,313.91	1,865,222.62	0.00	0.00	0.00	0.00	8,775,423.38	8,775,423.38		8,775,423.38
193	INDEPENDENT NATIONAL ELECTORAL COMMISSION	0.00	0.00	0.00	774,281,322.05	956,577,834.93	1,532,133,142.16	0.00	18,339,342,409.72	0.00	0.00	21,602,334,708.86	21,602,334,708.86		21,602,334,708.86
194	FEDERAL CHARACTER COMMISSION	0.00	0.00	0.00	77,061,754.92	83,424,701.34	93,112.68	0.00	0.00	0.00	0.00	160,579,568.94	160,579,568.94		160,579,568.94
195	"FEDERAL MINISTRY OF POLICE AFFAIRS"	0.00	0.00	0.00	20,954,606.12	48,273,455.30	113,080.84	0.00	0.00	0.00	0.00	69,341,142.26	69,341,142.26		69,341,142.26
196	"MINISTRY OF COMMUNICATION TECHNOLOGY HQTRS"	0.00	0.00	0.00	1,284,607,268.40	283,248.02	3,545,857.49	0.00	0.00	0.00	0.00	1,288,436,373.91	1,288,436,373.91		1,288,436,373.91
197	NIGERIA COMMUNICATION SATELLITE	0.00	0.00	0.00	60,939,995.69	106,082,663.58	8,863.88	0.00	0.00	0.00	0.00	167,031,523.15	167,031,523.15		167,031,523.15
198	NIPOST	0.00	0.00	0.00	0.00	26.00	-430.00	0.00	0.00	0.00	0.00	-404.00		404.00	(404.00)
199	"DIRECTORATE OF STATE SECURITY SERVICE"	0.00	0.00	0.00	0.00	0.00	750,614,775.00	0.00	0.00	0.00	0.00	750,614,775.00	750,614,775.00		750,614,775.00
200	PRESIDENTIAL AIR FLEETS (STATE HOUSE)	0.00	0.00	0.00	414,564.80	610,339.58	11,179.92	0.00	0.00	0.00	0.00	1,036,084.30	1,036,084.30		1,036,084.30
201	CODE OF CONDUCT TRIBUNAL	0.00	0.00	0.00	2,732,329.67	131,322.49	-20,206.56	0.00	0.00	0.00	0.00	2,843,445.60	2,843,445.60		2,843,445.60
202	"INFRASTRUCTURE CONCESSION REGULATORY COMMISSION"	0.00	0.00	0.00	646,871.44	30,330,827.03	-6,339.48	0.00	0.00	0.00	0.00	30,971,358.99	30,971,358.99		30,971,358.99
203	POLICE SERVICE COMMISSION HQTRS	0.00	0.00	0.00	189,395,225.05	3,354,768.71	-10,094.70	0.00	0.00	0.00	0.00	192,739,899.06	192,739,899.06		192,739,899.06
204	"SECRETARY TO THE GOVERNMENT OF THE FEDERATION HQTRS"	0.00	0.00	0.00	1,990,155,241.22	5,488,958.15	1,101,521,948.20	0.00	11,251,943,106.29	0.00	0.00	14,349,109,253.86	14,349,109,253.86		14,349,109,253.86
205	LAGOS LIAISON OFFICE	0.00	0.00	0.00	118,375,163.36	0.00	197,270.31	0.00	0.00	0.00	0.00	118,572,433.67	118,572,433.67		118,572,433.67
206	"NATIONAL IDENTITY MANAGEMENT COMMISSION"	0.00	0.00	0.00	22,517,758.09	0.00	1,049,972,069.85	55,783,802.77	0.00	0.00	0.00	1,128,273,630.71	1,128,273,630.71		1,128,273,630.71
207	NATIONAL MERIT AWARD	0.00	0.00	0.00	35,014,808.49	0.00	0.00	0.00	0.00	0.00	0.00	35,014,808.49	35,014,808.49		35,014,808.49
208	FEDERAL ROAD SAFETY COMMISSION	0.00	0.00	0.00	1,459,929,265.26	127,597,251.45	-121,845.99	-393,939,469.17	457,829,608.00	0.00	0.00	1,651,294,809.55	1,651,294,809.55		1,651,294,809.55
209	PRESIDENTIAL ADVISORY COMMITTEE	0.00	0.00	0.00	0.00	0.00	2,772,611.55	0.00	0.00	0.00	0.00	2,772,611.55	2,772,611.55		2,772,611.55
210	"NEW PARTNERSHIP FOR AFRICAN DEVELOPMENT"	0.00	0.00	0.00	6,994.95	1,496,064.00	-16,928.01	0.00	0.00	0.00	0.00	1,486,130.94	1,486,130.94		1,486,130.94
211	"NATIONAL AGENCY FOR THE CONTROL OF AIDS (NACA)"	0.00	0.00	0.00	1,009,659,808.60	1,695,803.82	-64,525.55	0.00	0.00	0.00	0.00	1,011,291,086.87	1,011,291,086.87		1,011,291,086.87
212	NATIONAL PENSION COMMISSION	0.00	0.00	0.00	0.00	0.00	32,453,270.71	0.00	0.00	0.00	0.00	32,453,270.71	32,453,270.71		32,453,270.71
213	"NATIONAL HAJJ COMMISSION OF NIGERIA"	0.00	0.00	0.00	248,676,590.47	2,085,479.48	-5,694.00	0.00	0.00	0.00	0.00	250,756,375.95	250,756,375.95		250,756,375.95
214	"NIGERIA CHRISTIAN PILGRIM COMMISSION"	0.00	0.00	0.00	411,171,648.12	741,691.00	142,750.37	0.00	0.00	0.00	0.00	412,056,089.49	412,056,089.49		412,056,089.49
215	NATIONAL LOTTERY TRUST FUND	0.00	0.00	0.00	1,658,490.37	0.00	0.00	0.00	0.00	0.00	0.00	1,658,490.37	1,658,490.37		1,658,490.37





NOTE 28															
BANK BALANCE -- Contd.															
SN	MDA	CONSOLIDATED REVENUE FUND	OAGF CASH BALANCE: TSA SUB RECURRENT ACCOUNT	OAGF CASH BALANCE: TSA SUB RECURRENT ACCOUNT	CASH BALANCE: CAPITAL	CASH BALANCE: PERSONNEL	CASH BALANCE: OVERHEAD	CASH BALANCE: REVENUE	CASH BALANCE: AID & GRANTS	CASH BALANCE: LOANS	CASH BALANCE: OTHER FUNDS	BALANCE AS AT	DR	CR	NET BALANCE
		310101	310102	310103	31020101	31020102	31020103	31020104	31020106	31020107	31020108	2020			
		N	N	N	N	N	N	N	N	N	N	N	N	N	N
216	"NATIONAL LOTTERY REGULATORY COMMISSION"	0.00	0.00	0.00	666.72	0.00	0.00	0.00	0.00	0.00	0.00	666.72	666.72		666.72
217	SERVICOM	0.00	0.00	0.00	82,037,468.47	1,757.00	-2,045,400.00	0.00	0.00	0.00	0.00	79,993,825.47	79,993,825.47		79,993,825.47
218	"PRESIDENTIAL TECHNICAL COMMITTEE ON LAND REFORMS"	0.00	0.00	0.00	177,219,750.60	0.00	42,313,568.25	0.00	0.00	0.00	0.00	219,533,318.85	219,533,318.85		219,533,318.85
219	"NATIONAL BOUNDARY COMMISSION (NBC) HQTRS"	0.00	0.00	0.00	431,423,924.16	23,445,205.31	631,505,737.00	0.00	0.00	0.00	0.00	1,086,374,866.47	1,086,374,866.47		1,086,374,866.47
220	"BORDER COMMUNITIES DEVELOPMENT AGENCY (BCDA) HQTRS"	0.00	0.00	0.00	2,657,618,085.42	1,973,910.17	-5,556.96	0.00	0.00	0.00	0.00	2,659,586,438.63	2,659,586,438.63		2,659,586,438.63
221	"FEDERAL MINISTRY OF SPECIAL DUTIES & INTER - GOVERNMENTAL AFFAIRS HQTRS"	0.00	0.00	0.00	63,702,742.00	0.00	-10,212.45	0.00	0.00	0.00	0.00	63,692,529.55	63,692,529.55		63,692,529.55
222	TERTIARY EDUCATION TRUST FUND	0.00	0.00	0.00	0.00	0.00	502,389,518.03	0.00	8,201,604,858.44	0.00	0.00	8,703,994,376.47	8,703,994,376.47		8,703,994,376.47
ECONOMIC SECTOR															
223	"FEDERAL MINISTRY OF AGRICULTURE AND RURAL DEVELOPMENT HQTRS"	0.00	0.00	0.00	80,841,857,830.48	46,221,391.08	154,913,719.43	0.00	4,691,907,708.17	0.00	0.00	85,734,900,649.16	85,734,900,649.16		85,734,900,649.16
224	"FEDERAL COLLEGE OF PRODUCE INSPECTION AND STORED PRODUCTS TECHNOLOGY, KANO"	0.00	0.00	0.00	80,134,852.79	29,884,015.41	-1,865.63	0.00	0.00	0.00	0.00	110,017,002.57	110,017,002.57		110,017,002.57
225	"AGRICULTURAL RESEARCH AND MANAGEMENT INSTITUTE (ARMTI) -ILORIN"	0.00	0.00	0.00	48,138,836.68	194,365.75	260,796.48	283,217.90	0.00	0.00	0.00	48,877,216.81	48,877,216.81		48,877,216.81
226	"NATIONAL CENTRE FOR AGRICULTURAL MECHANISATION-ILORIN"	0.00	0.00	0.00	448,116,264.67	0.64	-7,885.45	0.00	0.00	0.00	0.00	448,108,379.86	448,108,379.86		448,108,379.86
227	"NATIONAL CEREALS RESEARCH INSTITUTE-BADEGGI"	0.00	0.00	0.00	432,104.14	1,667,061.32	-41,185.86	0.00	0.00	0.00	0.00	2,057,979.60	2,057,979.60		2,057,979.60
228	"NATIONAL VETERINARY RESEARCH INSTITUTE-VOM"	0.00	0.00	0.00	424,132,822.27	7,201,479.13	-1,265.58	3,944,592.09	0.00	0.00	0.00	435,277,627.91	435,277,627.91		435,277,627.91
229	"NATIONAL ROOT CROPS RESEARCH INSTITUTE-UMUDIKI"	0.00	0.00	0.00	639,987,384.19	110,783.77	427,448.69	0.00	0.00	0.00	0.00	640,525,616.65	640,525,616.65		640,525,616.65
230	"NATIONAL INSTITUTE FOR OIL PALM RESEARCH (NIPOR) -BENIN"	0.00	0.00	0.00	276,562,098.46	2.00	444,817.46	33,189,622.73	0.00	0.00	0.00	310,196,540.65	310,196,540.65		310,196,540.65
231	"INSTITUTE OF AGRICULTURAL RESEARCH-ZARIA"	0.00	0.00	0.00	129,597,001.48	0.00	-7,095.00	0.00	15,252,065.11	0.00	0.00	144,841,971.59	144,841,971.59		144,841,971.59
232	"NATIONAL ANIMAL PRODUCT RESEARCH INSTITUTE-ZARIA"	0.00	0.00	0.00	452,909.10	50.42	24,165.35	4,102,489.18	0.00	0.00	0.00	4,579,614.05	4,579,614.05		4,579,614.05
233	"NATIONAL HORTICULTURAL RESEARCH INSTITUTE-IBADAN"	0.00	0.00	0.00	232,796,406.10	54,034,082.15	-22,019.40	508,461.52	0.00	0.00	0.00	287,316,930.37	287,316,930.37		287,316,930.37
234	"NATIONAL AGRICULTURAL LAND DEVELOPMENT AUTHORITY (NALDA) HQTRS"	0.00	0.00	0.00	2,133,597,184.04	0.00	20,582.57	0.00	0.00	0.00	0.00	2,133,617,766.61	2,133,617,766.61		2,133,617,766.61



NOTE 28

BANK BALANCE -- Contd.

SN	MDA	CONSOLIDATED	OAGF CASH	OAGF CASH	CASH BALANCE:	CASH BALANCE:	CASH BALANCE:	CASH BALANCE:	CASH BALANCE:	CASH BALANCE:	CASH BALANCE:	BALANCE AS AT	DR	CR	NET BALANCE
		REVENUE FUND	BALANCE: TSA	BALANCE: TSA	CAPITAL	PERSONNEL	OVERHEAD	REVENUE	AID & GRANTS	LOANS	OTHER FUNDS	2020			
		310101	31010102	31010103	31020101	31020102	31020103	31020104	31020106	31020107	31020108				
		N	N	N	N	N	N	N	N	N	N	N	N	N	N
235	COCOA RESEARCH INSTITUTE-IBADAN	0.00	0.00	0.00	174,891,924.57	519,483.62	-9,548.01	0.00	0.00	0.00	0.00	175,401,860.18	175,401,860.18		175,401,860.18
236	"INSTITUTE OF AGRICULTURAL RESEARCH AND TRAINING-IBADAN"	0.00	0.00	0.00	165,393,360.77	517,550,985.28	-9,517.64	0.00	0.00	0.00	0.00	682,934,828.41	682,934,828.41		682,934,828.41
237	RUBBER RESEARCH INSTITUTE-BENIN	0.00	0.00	0.00	587,109,001.43	9,158,585.31	244,393.82	0.00	0.00	0.00	0.00	596,511,980.56	596,511,980.56		596,511,980.56
238	"NATIONAL INSTITUTE OF FRESHWATER FISH-NEW BUSSA"	0.00	0.00	0.00	459,959.54	53,558.00	-14,992.19	0.00	0.00	0.00	0.00	498,525.35	498,525.35		498,525.35
239	"NATIONAL AGRIC. EXTENSION RESEARCH LIAISON SERVICES-ZARIA"	0.00	0.00	0.00	79,355,277.90	0.00	-16,969.71	0.00	0.00	0.00	0.00	79,338,308.19	79,338,308.19		79,338,308.19
240	VETERINARY COUNCIL OF NIGERIA	0.00	0.00	0.00	31,896,074.87	891,459.20	6,792.59	0.00	0.00	0.00	0.00	32,794,326.66	32,794,326.66		32,794,326.66
241	"FEDERAL COLLEGE OF ANIMAL HEALTH AND PRODUCTION TECHNOLOGY -IBADAN"	0.00	0.00	0.00	91,495,111.90	0.00	1,307.01	42,969,384.51	0.00	0.00	0.00	134,465,803.42	134,465,803.42		134,465,803.42
242	FEDERAL COLLEGE OF AGRICULTURE - AKURE	0.00	0.00	0.00	101,565,873.76	2.00	-2,725.80	0.00	188,622.58	0.00	0.00	101,751,772.54	101,751,772.54		101,751,772.54
243	"FEDERAL COLLEGE OF AGRICULTURE, MOORE PLANTATION-IBADAN"	0.00	0.00	0.00	167,852,959.31	28,989.47	513,909.60	796,741.77	0.00	0.00	0.00	169,192,600.15	169,192,600.15		169,192,600.15
244	"FEDERAL COLLEGE OF AGRICULTURE - ISHAGU"	0.00	0.00	0.00	19,470,326.49	27,550,902.15	-555.52	0.00	0.00	0.00	0.00	47,020,673.12	47,020,673.12		47,020,673.12
245	"FEDERAL COLLEGE OF FRESH WATER FISHERIES TECHNOLOGY - NEW BUSSA"	0.00	0.00	0.00	8,406,194.15	1,026,796.72	-9,936.50	0.00	0.00	0.00	0.00	9,423,054.37	9,423,054.37		9,423,054.37
246	"FEDERAL COLLEGE OF ANIMAL HEALTH AND PRODUCTION TECHNOLOGY -VOM"	0.00	0.00	0.00	80,015,262.96	60,214,823.25	-1,052.30	37,567,364.76	0.00	0.00	0.00	177,796,398.67	177,796,398.67		177,796,398.67
247	"COLLEGE OF VETERINARY AND MEDICAL LABORATORY TECHNOLOGY -VOM"	0.00	0.00	0.00	106,427,721.90	5,702,208.14	-3,523.33	5,966,316.43	0.00	0.00	0.00	118,092,723.14	118,092,723.14		118,092,723.14
248	"FEDERAL COLLEGE OF FRESH WATER FISHERIES - BAGA"	0.00	0.00	0.00	169,981,583.00	13,736,507.00	10,223.94	0.00	0.00	0.00	0.00	183,728,313.94	183,728,313.94		183,728,313.94
249	"FEDERAL COLLEGE OF FISHERIES AND MARINE TECHNOLOGY - LAGOS"	0.00	0.00	0.00	355,071,538.09	6,300,594.42	-1,934.85	0.00	0.00	0.00	0.00	361,370,197.66	361,370,197.66		361,370,197.66
250	FEDERAL CO-OPERATIVE COLLEGE-IBADAN	0.00	0.00	0.00	67,694,812.30	542,507.58	728,811.65	0.00	0.00	0.00	0.00	68,966,131.53	68,966,131.53		68,966,131.53
251	FEDERAL CO-OPERATIVE COLLEGE-KADUNA	0.00	0.00	0.00	30,444,951.79	1,068,832.93	-16,346.29	-27,910,078.91	0.00	0.00	0.00	3,587,359.52	3,587,359.52		3,587,359.52
252	FEDERAL CO-OPERATIVE COLLEGE-OH RIVER	0.00	0.00	0.00	205,766.12	4,819,072.12	15,181.50	0.00	0.00	0.00	0.00	5,040,019.74	5,040,019.74		5,040,019.74
253	"FEDERAL COLLEGE OF LAND RESOURCES TECHNOLOGY - OWERRI"	0.00	0.00	0.00	7,084,377.84	1.05	-3,653.80	0.00	0.00	0.00	0.00	7,080,725.09	7,080,725.09		7,080,725.09
254	"FEDERAL COLLEGE OF LAND RESOURCES TECHNOLOGY, KURU - JOS"	0.00	0.00	0.00	7,146,081.20	1,193,747.06	-1,095.65	0.00	0.00	0.00	0.00	8,338,732.61	8,338,732.61		8,338,732.61
255	"FEDERAL COLLEGE OF HORTICULTURE, DADIN-KOWA, GOMBE"	0.00	0.00	0.00	47,945,885.37	2,831,810.09	27,077.85	0.00	0.00	0.00	0.00	50,804,773.31	50,804,773.31		50,804,773.31



NOTE 28

BANK BALANCE -- Contd.

SN	MDA	CONSOLIDATED	OAGF CASH	OAGF CASH	CASH BALANCE:	CASH BALANCE:	CASH BALANCE:	CASH BALANCE:	CASH BALANCE:	CASH BALANCE:	CASH BALANCE:	BALANCE AS AT	DR	CR	NET BALANCE
		REVENUE FUND	BALANCE: TSA SUB RECURRENT ACCOUNT	BALANCE: TSA SUB RECURRENT ACCOUNT	CAPITAL	PERSONNEL	OVERHEAD	REVENUE	AID & GRANTS	LOANS	OTHER FUNDS	2020			
		310101	310102	310103	31020101	31020102	31020103	31020104	31020106	31020107	31020108				
		N	N	N	N	N	N	N	N	N	N	N	N	N	N
256	*NATIONAL AGRICULTURAL INSURANCE CORPORATION (NAIC)	0.00	0.00	0.00	632,291,891.93	0.00	0.00	0.00	0.00	0.00	0.00	632,291,891.93	632,291,891.93		632,291,891.93
257	*NIGERIAN INSTITUTE OF ANIMAL SCIENCE	0.00	0.00	0.00	414,425,028.69	168,387.19	126,159.55	0.00	0.00	0.00	0.00	414,719,575.43	414,719,575.43		414,719,575.43
258	*NIGERIAN INSTITUTE OF SOIL SCIENCE (NISS) HQTRS	0.00	0.00	0.00	9,609,915.48	5,346,576.73	32,934.87	0.00	0.00	0.00	0.00	14,989,427.08	14,989,427.08		14,989,427.08
259	*NIGERIA STORED PRODUCTS RESEARCH, ILORIN	0.00	0.00	0.00	367,692,170.73	33,254,563.93	22,459.42	1,628,543.05	3,056,144,189.34	0.00	0.00	3,458,741,926.47	3,458,741,926.47		3,458,741,926.47
260	NATIONAL AGRICULTURE SEEDS COUNCIL	0.00	0.00	0.00	49,860,771.54	1.75	-13,880.00	0.00	0.00	0.00	0.00	49,846,893.29	49,846,893.29		49,846,893.29
261	*NIGERIA AGRICULTURAL QUARANTINE SERVICE	0.00	0.00	0.00	4,812.26	28,137,362.69	-31,928.55	0.00	0.00	0.00	0.00	28,110,246.40	28,110,246.40		28,110,246.40
262	*AGRICULTURAL RESEARCH COUNCIL OF NIGERIA	0.00	0.00	0.00	112,290,843.25	1.00	1,670.54	0.00	0.00	0.00	0.00	112,292,514.79	112,292,514.79		112,292,514.79
263	*OFFICE OF THE PERMANENT REPRESENTATIVE TO FAO	0.00	0.00	0.00	0.00	0.00	7,052,352.75	0.00	0.00	0.00	0.00	7,052,352.75	7,052,352.75		7,052,352.75
264	LAKE CHAD RESEARCH INSTITUTE MAIDUGURI	0.00	0.00	0.00	35,666,127.37	882,241.24	-27,930.64	3,523,300.51	0.00	0.00	0.00	40,043,738.48	40,043,738.48		40,043,738.48
265	*NIGERIA INSTITUTE OF OCEANOGRAPHY AND MARINE RESEARCH	0.00	0.00	0.00	79,869.02	180,002.00	-24,534.18	9,195,578.44	0.00	0.00	0.00	9,430,915.28	9,430,915.28		9,430,915.28
266	*FEDERAL UNIVERSITY OF AGRICULTURE, ABEOKUTA	0.00	0.00	0.00	365,879,350.13	359,402,414.56	5,776.71	1,297,860,629.20	745,114,675.84	0.00	0.00	2,768,262,846.44	2,768,262,846.44		2,768,262,846.44
267	*FEDERAL UNIVERSITY OF AGRICULTURE, MAKURDI	0.00	0.00	0.00	9,557,816.41	434,550,653.60	-17,559.54	0.00	0.00	0.00	0.00	444,090,910.47	444,090,910.47		444,090,910.47
268	*MICHAEL OKPARA UNIVERSITY OF AGRICULTURE, UMUDIKE	0.00	0.00	0.00	222,524,095.15	6,807,449.34	3,745,194.49	223,499,781.71	71,886,961.52	0.00	0.00	528,463,482.21	528,463,482.21		528,463,482.21
269	*FEDERAL MINISTRY OF FINANCE, BUDGET AND NATIONAL PLANNING - HQTRS	0.00	0.00	0.00	1,357,030,592.08	17,949,099.08	890,794,525.20	0.00	0.00	0.00	0.00	2,265,774,126.36	2,265,774,126.36		2,265,774,126.36
270	DEBT ANAGEMENT OFFICE	0.00	0.00	0.00	34,660,656.45	34.27	-868.71	0.00	0.00	0.00	0.00	34,659,822.01	34,659,822.01		34,659,822.01
271	INVESTMENT AND SECURITIES TRIBUNAL	0.00	0.00	0.00	779.80	13,684.67	7,221.40	196,107,879.51	0.00	0.00	0.00	196,129,565.38	196,129,565.38		196,129,565.38
272	*OFFICE OF THE ACCOUNTANT-GENERAL OF THE FEDERATION	0.00	0.00	0.00	208,484,848.77	2,135,105.55	4,099,250,798.42	0.00	0.00	0.00	0.00	4,309,870,752.74	4,309,870,752.74		4,309,870,752.74
273	CONSOLIDATED REVENUE FUND	-12,807,771,408,305.40	1,142,247,187,078.20	66,566,722,915.32	0.00	31,115,141,122.07	0.00	0.00	0.00	0.00	1,104,189,173,521.99	-10,463,653,183,667.80		10,463,653,183,667.80	(10,463,653,183,667.80)
274	FPO ABAKALIKI	0.00	0.00	0.00	-50,000.00	0.00	-215.00	0.00	0.00	0.00	0.00	-50,215.00		50,215.00	(50,215.00)
275	FPO ABEOKUTA	0.00	0.00	0.00	0.00	0.00	779.55	0.00	0.00	0.00	0.00	779.55	779.55		779.55
276	FPO ADO-EKITI	0.00	0.00	0.00	0.00	0.00	279.55	0.00	0.00	0.00	0.00	279.55	279.55		279.55
277	FPO AKURE	0.00	0.00	0.00	0.00	0.00	3,229.55	0.00	0.00	0.00	0.00	3,229.55	3,229.55		3,229.55
278	FPO ASABA	0.00	0.00	0.00	0.00	0.00	2,779.55	0.00	0.00	0.00	0.00	2,779.55	2,779.55		2,779.55
279	FPO AWKA	0.00	0.00	0.00	0.00	0.00	3,134.55	0.00	0.00	0.00	0.00	3,134.55	3,134.55		3,134.55
280	FPO BAUCHI	0.00	0.00	0.00	0.00	0.00	172.05	0.00	0.00	0.00	0.00	172.05	172.05		172.05
281	FPO BENIN	0.00	0.00	0.00	0.00	0.00	-27.95	0.00	0.00	0.00	0.00	-27.95		27.95	(27.95)
282	FPO BIRNI-KEBBI	0.00	0.00	0.00	0.00	0.00	3,779.55	0.00	0.00	0.00	0.00	3,779.55	3,779.55		3,779.55
283	FPO CALABAR	0.00	0.00	0.00	0.00	0.00	15,368.55	0.00	0.00	0.00	0.00	15,368.55	15,368.55		15,368.55
284	FPO DAMATURU	0.00	0.00	0.00	0.00	0.00	2,564.55	0.00	0.00	0.00	0.00	2,564.55	2,564.55		2,564.55
285	FPO DUTSE	0.00	0.00	0.00	0.00	0.00	379.55	0.00	0.00	0.00	0.00	379.55	379.55		379.55



NOTE 28

BANK BALANCE -- Contd.

SN	MDA	CONSOLIDATED	OAGF CASH	OAGF CASH	CASH BALANCE:	CASH BALANCE:	CASH BALANCE:	CASH BALANCE:	CASH BALANCE:	CASH BALANCE:	CASH BALANCE:	BALANCE AS AT	DR	CR	NET BALANCE	
		REVENUE FUND	BALANCE: TSA	BALANCE: TSA	CASH BALANCE:	CASH BALANCE:	CASH BALANCE:	CASH BALANCE:	CASH BALANCE:	CASH BALANCE:	CASH BALANCE:	OTHER FUNDS	2020			
		310101	BALANCE: TSA	BALANCE: TSA	31020101	31020102	31020103	31020104	31020106	31020107	31020108					
	N	N	N	N	N	N	N	N	N	N	N	N	N	N	N	
286	FPO ENUGU	0.00	0.00	0.00	0.00	0.00	6,392.05	0.00	0.00	0.00	0.00	6,392.05	6,392.05		6,392.05	
287	FPO GOMBE	0.00	0.00	0.00	0.00	0.00	779.55	0.00	0.00	0.00	0.00	779.55	779.55		779.55	
288	FPO GUSIA	0.00	0.00	0.00	0.00	0.00	13,540.70	0.00	0.00	0.00	0.00	13,540.70	13,540.70		13,540.70	
289	FPO IBADAN	0.00	0.00	0.00	0.00	0.00	-830.45	0.00	0.00	0.00	0.00	-830.45		830.45	(830.45)	
290	FPO ILORIN	0.00	0.00	0.00	0.00	0.00	-107.50	0.00	0.00	0.00	0.00	-107.50		107.50	(107.50)	
291	FPO JALINGO	0.00	0.00	0.00	0.00	0.00	1,779.55	0.00	0.00	0.00	0.00	1,779.55	1,779.55		1,779.55	
292	FPO JOS	0.00	0.00	0.00	0.00	0.00	779.55	0.00	0.00	0.00	0.00	779.55	779.55		779.55	
293	FPO KADUNA	0.00	0.00	0.00	0.00	0.00	1,279.55	0.00	0.00	0.00	0.00	1,279.55	1,279.55		1,279.55	
294	FPO KANO	0.00	0.00	0.00	0.00	0.00	779.55	0.00	0.00	0.00	0.00	779.55	779.55		779.55	
295	FPO KATSINA	0.00	0.00	0.00	0.00	0.00	279.55	0.00	0.00	0.00	0.00	279.55	279.55		279.55	
296	FPO LAFIA	0.00	0.00	0.00	0.00	0.00	2,079.55	0.00	0.00	0.00	0.00	2,079.55	2,079.55		2,079.55	
297	FPO LAGOS I	0.00	0.00	0.00	0.00	0.00	4,279.55	0.00	0.00	0.00	0.00	4,279.55	4,279.55		4,279.55	
298	FPO LAGOS II	0.00	0.00	0.00	0.00	0.00	664.55	0.00	0.00	0.00	0.00	664.55	664.55		664.55	
299	FPO LOKOJA	0.00	0.00	0.00	0.00	0.00	168.02	0.00	0.00	0.00	0.00	168.02	168.02		168.02	
300	FPO MAIDUGURI	0.00	0.00	0.00	0.00	0.00	22.05	0.00	0.00	0.00	0.00	22.05	22.05		22.05	
301	FPO MAKURDI	0.00	0.00	0.00	0.00	0.00	5,142.48	0.00	0.00	0.00	0.00	5,142.48	5,142.48		5,142.48	
302	FPO MINNA	0.00	0.00	0.00	0.00	0.00	457.05	0.00	0.00	0.00	0.00	457.05	457.05		457.05	
303	FPO OSOGBO	0.00	0.00	0.00	0.00	0.00	1,140.55	0.00	0.00	0.00	0.00	1,140.55	1,140.55		1,140.55	
304	FPO OWERRI	0.00	0.00	0.00	0.00	0.00	31,472.73	0.00	0.00	0.00	0.00	31,472.73	31,472.73		31,472.73	
305	FPO PORT-HARCOURT	0.00	0.00	0.00	0.00	0.00	2,199.55	0.00	0.00	0.00	0.00	2,199.55	2,199.55		2,199.55	
306	FPO SOKOTO	0.00	0.00	0.00	0.00	0.00	2,250.68	0.00	0.00	0.00	0.00	2,250.68	2,250.68		2,250.68	
307	FPO UMUAHIA	0.00	0.00	0.00	0.00	0.00	2,124.97	0.00	0.00	0.00	0.00	2,124.97	2,124.97		2,124.97	
308	FPO UYO	0.00	0.00	0.00	0.00	0.00	-27.95	0.00	0.00	0.00	0.00	-27.95		27.95	(27.95)	
309	FPO YENOGA	0.00	0.00	0.00	0.00	0.00	655.09	0.00	0.00	0.00	0.00	655.09	655.09		655.09	
310	SUB-TREASURER OF THE FEDERATION	0.00	0.00	0.00	0.00	0.00	2,168.91	0.00	0.00	0.00	0.00	2,168.91	2,168.91		2,168.91	
311	FEDERAL TREASURY ACADEMY OROZO	0.00	0.00	0.00	0.00	0.00	1,857.35	0.00	0.00	0.00	0.00	1,857.35	1,857.35		1,857.35	
312	ZONAL OFFICE ENUGU	0.00	0.00	0.00	0.00	0.00	20,919.55	0.00	0.00	0.00	0.00	20,919.55	20,919.55		20,919.55	
313	ZONAL OFFICE IBADAN	0.00	0.00	0.00	0.00	0.00	2,134.55	0.00	0.00	0.00	0.00	2,134.55	2,134.55		2,134.55	
314	ZONAL OFFICE JOS	0.00	0.00	0.00	0.00	0.00	779.55	0.00	0.00	0.00	0.00	779.55	779.55		779.55	
315	ZONAL OFFICE KADUNA	0.00	0.00	0.00	0.00	0.00	2,039.55	0.00	0.00	0.00	0.00	2,039.55	2,039.55		2,039.55	
316	ZONAL OFFICE MAIDUGURI	0.00	0.00	0.00	0.00	0.00	779.55	0.00	0.00	0.00	0.00	779.55	779.55		779.55	
317	ZONAL OFFICE PORTHARCOURT	0.00	0.00	0.00	0.00	0.00	4,485.05	0.00	0.00	0.00	0.00	4,485.05	4,485.05		4,485.05	
318	"PENSION TRANSITIONAL ARRANGEMENT DEPARTMENT (PTAD) HQTRS"	0.00	0.00	0.00	207,878,598.39	441,037.17	22,669,606,646.35	0.00	0.00	0.00	0.00	22,877,926,281.91	22,877,926,281.91		22,877,926,281.91	
319	BUDGET OFFICE OF THE FEDERATION	0.00	0.00	0.00	144,444,903.58	101,549.32	28,802,738.59	0.00	0.00	0.00	0.00	173,349,191.29	173,349,191.29		173,349,191.29	
320	"CENTRE FOR MANAGEMENT DEVELOPMENT DEVELOPMENT"	0.00	0.00	0.00	43,681,973.73	31,772,321.79	-2,362.55	2,959,860.22	0.00	0.00	0.00	78,411,793.19	78,411,793.19		78,411,793.19	
321	NATIONAL BUREAU OF STATISTICS	0.00	0.00	0.00	61,229,633.10	187,194,182.83	-69,488.10	0.00	0.00	0.00	0.00	248,354,327.83	248,354,327.83		248,354,327.83	
322	"NIGERIA INSTITUTE OF SOCIAL AND ECONOMIC RESEARCH"	0.00	0.00	0.00	0.00	28,666,149.22	5,235.28	0.00	0.00	0.00	0.00	28,671,384.50	28,671,384.50		28,671,384.50	
323	BUDGET OFFICE OF THE FEDERATION	0.00	0.00	0.00	0.41	0.00	0.00	0.00	0.00	0.00	0.00	0.41	0.41		0.41	
324	"FEDERAL MINISTRY OF INDUSTRY, TRADE AND INVESTMENT - HQTRS"	0.00	0.00	0.00	2,389,486,073.77	88,391,744.17	69,360,882.92	10,977,170.29	0.00	0.00	0.00	2,558,215,871.15	2,558,215,871.15		2,558,215,871.15	





NOTE 28

BANK BALANCE -- Contd.

SN	MDA	CONSOLIDATED	OAGF CASH	OAGF CASH	CASH BALANCE:	CASH BALANCE:	CASH BALANCE:	CASH BALANCE:	CASH BALANCE:	CASH BALANCE:	CASH BALANCE:	BALANCE AS AT	DR	CR	NET BALANCE
		REVENUE FUND	BALANCE: TSA	BALANCE: TSA	CAPITAL	PERSONNEL	OVERHEAD	REVENUE	AID & GRANTS	LOANS	OTHER FUNDS	2020			
		310101	310102	310103	31020101	31020102	31020103	31020104	31020106	31020107	31020108				
		N	N	N	N	N	N	N	N	N	N	N	N	N	N
325	"STANDARD ORGANIZATION OF NIGERIA"	0.00	0.00	0.00	57,200,000.00	13,227,298.71	4,631.27	57,200,000.00	0.00	0.00	0.00	127,631,929.98	127,631,929.98		127,631,929.98
326	"NATIONAL AUTOMOTIVE DESIGN & DEVELOPMENT COUNCIL (NADDCC) HQTRS"	0.00	0.00	0.00	0.00	573,176.28	3,192,607.00	0.00	0.00	0.00	0.00	3,765,783.28	3,765,783.28		3,765,783.28
327	INDUSTRIAL TRAINING FUND	0.00	0.00	0.00	147,168,008.75	518,245,000.00	-2,325,655.00	0.00	0.00	0.00	0.00	663,087,353.75	663,087,353.75		663,087,353.75
328	"NIGERIAN EXPORT PROMOTION COUNCIL"	0.00	0.00	0.00	38,715,467.05	0.00	10,166.86	0.00	30,865,223.37	0.00	0.00	69,590,857.28	69,590,857.28		69,590,857.28
329	"FINANCIAL REPORTING COUNCIL OF NIGERIA"	0.00	0.00	0.00	44,225,985.63	0.00	0.00	0.00	0.00	0.00	0.00	44,225,985.63	44,225,985.63		44,225,985.63
330	"NIGERIAN EXPORT PROCESSING ZONES AUTHORITY"	0.00	0.00	0.00	4,256,183,423.26	3,225.77	-92,772.50	29,307,526.30	0.00	0.00	0.00	4,285,401,402.83	4,285,401,402.83		4,285,401,402.83
331	CONSUMER PROTECTION COUNCIL	0.00	0.00	0.00	9,696,898.47	2,683,264.87	40,362.58	0.00	430,800.00	0.00	0.00	12,851,325.92	12,851,325.92		12,851,325.92
332	"LAGOS INTERNATIONAL TRADE FAIR COMPLEX MANAGEMENT BOARD"	0.00	0.00	0.00	79,254,072.00	1,118,702.99	26,930.37	0.00	0.00	0.00	0.00	80,399,705.36	80,399,705.36		80,399,705.36
333	FEDERAL PRODUCE INSPECTION	0.00	0.00	0.00	11,493,000.00	0.00	304,924.38	0.00	0.00	0.00	0.00	11,797,924.38	11,797,924.38		11,797,924.38
334	"OIL AND GAS FREE ZONES AUTHORITY, NIGERIA (OGFA)"	0.00	0.00	0.00	79,485,305.43	7,078,052.09	2,065,805.14	0.00	0.00	0.00	0.00	88,629,162.66	88,629,162.66		88,629,162.66
335	"TAFAWA BALEWA SQUARE MANAGEMENT BOARD"	0.00	0.00	0.00	52,491,449.14	1,849,493.93	-3,208.51	-24,297,855.69	0.00	0.00	0.00	30,039,878.87	30,039,878.87		30,039,878.87
336	"NIGERIA COMMODITY EXCHANGE (NCE)"	0.00	0.00	0.00	86,558,006.70	0.00	825.45	0.00	0.00	0.00	0.00	86,558,832.15	86,558,832.15		86,558,832.15
337	SMEDAN - HQTRS	0.00	0.00	0.00	2,118,025,080.73	1,268,247.77	4,928,854.87	0.00	0.00	0.00	0.00	2,124,222,183.37	2,124,222,183.37		2,124,222,183.37
338	"NIGERIAN INVESTMENT PROMOTION COUNCIL HQTRS"	0.00	0.00	0.00	233,638,924.08	0.00	126,579,190.20	0.00	0.00	0.00	0.00	360,218,114.28	360,218,114.28		360,218,114.28
339	"NIGERIA OFFICE FOR TRADE NEGOTIATION (NOTN) ABUJA"	0.00	0.00	0.00	343,104,186.95	6,078,989.00	373,081.13	0.00	0.00	0.00	0.00	349,556,257.08	349,556,257.08		349,556,257.08
340	"FEDERAL MINISTRY OF LABOUR AND EMPLOYMENT - HQTRS"	0.00	0.00	0.00	1,339,728,420.81	2,000,425.87	-29,457.29	0.00	0.00	0.00	0.00	1,341,699,389.39	1,341,699,389.39		1,341,699,389.39
341	INDUSTRIAL ARBITRATION PANEL	0.00	0.00	0.00	194,716.83	1,938.94	0.00	821,385,639.14	0.00	0.00	0.00	821,582,294.91	821,582,294.91		821,582,294.91
342	"MICHAEL IMODU INSTITUTE OF LABOUR STUDIES"	0.00	0.00	0.00	53,903,872.04	0.00	0.00	0.00	0.00	0.00	0.00	53,903,872.04	53,903,872.04		53,903,872.04
343	NATIONAL PRODUCTIVITY CENTRE	0.00	0.00	0.00	1,486,386,743.63	2,766,639.99	-4,148.85	0.00	0.00	0.00	0.00	1,489,149,234.77	1,489,149,234.77		1,489,149,234.77
344	"NATIONAL DIRECTORATE OF EMPLOYMENT"	0.00	0.00	0.00	8,386,545,145.96	295,397,171.45	22,647,895,622.78	0.00	0.00	0.00	0.00	31,329,837,940.19	31,329,837,940.19		31,329,837,940.19
345	GENEVA LABOUR DESK OFFICE	0.00	0.00	0.00	0.00	0.00	0.42	0.00	0.00	0.00	0.00	0.42	0.42		0.42
346	"FEDERAL MINISTRY OF SCIENCE AND TECHNOLOGY - HQTRS"	0.00	0.00	0.00	679,712,981.97	8,752,381.57	0.00	0.00	0.00	0.00	0.00	688,465,363.54	688,465,363.54		688,465,363.54
347	"NATIONAL AGENCY FOR SCIENCE AND ENGINEERING INFRASTRUCTURES HQTRS"	0.00	0.00	0.00	18,933,905.58	400,256.59	0.00	0.00	0.00	0.00	0.00	19,334,162.17	19,334,162.17		19,334,162.17
348	"SHEDA SCIENCE AND TECHNOLOGY COMPLEX - ABUJA"	0.00	0.00	0.00	497,039,167.47	2,060,769.07	-14,302.03	0.00	0.00	0.00	0.00	499,085,634.51	499,085,634.51		499,085,634.51



NOTE 28

BANK BALANCE -- Contd.

SN	MDA	CONSOLIDATED	OAGF CASH	OAGF CASH	CASH BALANCE:	CASH BALANCE:	CASH BALANCE:	CASH BALANCE:	CASH BALANCE:	CASH BALANCE:	CASH BALANCE:	BALANCE AS AT	DR	CR	NET BALANCE
		REVENUE FUND	BALANCE: TSA	BALANCE: TSA	CAPITAL	PERSONNEL	OVERHEAD	REVENUE	AID & GRANTS	LOANS	OTHER FUNDS	2020			
		310101	31010102	31010103	31020101	31020102	31020103	31020104	31020106	31020107	31020108				
		N	N	N	N	N	N	N	N	N	N	N	N	N	N
349	"NIGERIA NATURAL MEDICINE DEVELOPMENT AGENCY"	0.00	0.00	0.00	31,741,559.58	3,077,727.74	-4,233.88	0.00	0.00	0.00	0.00	34,815,053.44	34,815,053.44		34,815,053.44
350	"NATIONAL SPACE RESEARCH AND DEVELOPMENT AGENCY - ABUJA"	0.00	0.00	0.00	31,867,901.52	191,714.55	-42,528.62	0.00	272,937.92	0.00	0.00	32,290,025.37	32,290,025.37		32,290,025.37
351	"CENTRE FOR ATMOSPHERIC RESEARCH - ANYIGBA, KOGI STATE"	0.00	0.00	0.00	3,196,065.21	4,523,064.11	14,082.29	0.00	0.00	0.00	0.00	7,733,211.61	7,733,211.61		7,733,211.61
352	"ADVANCED SPACE TECHNOLOGY APPLICATION LABORATORY UYO AKWAIBOM STATE"	0.00	0.00	0.00	901,184.20	23,102,885.15	-356.68	0.00	0.00	0.00	0.00	24,003,712.67	24,003,712.67		24,003,712.67
353	"CENTRE FOR GEODESY AND GEODYNAMICS - TORO BAUCHI STATE"	0.00	0.00	0.00	4,731,876.42	36,728,758.32	2,673.72	0.00	0.00	0.00	0.00	41,463,308.46	41,463,308.46		41,463,308.46
354	"AFRICAN REGIONAL CENTRE FOR SPACE EDUCATION - ILE IFE, OSUN STATE"	0.00	0.00	0.00	1,355,915.91	27,050,177.34	27.10	0.00	-1,704,408.25	0.00	0.00	26,701,712.10	26,701,712.10		26,701,712.10
355	"CENTRE FOR SPACE TRANSPORT PROPULSION - EPE, LAGOS"	0.00	0.00	0.00	4,071,480.29	1.59	-2,961.65	0.00	0.00	0.00	0.00	4,068,520.23	4,068,520.23		4,068,520.23
356	"CENTRE FOR BASIC SPACE SCIENCE - NSUKKA"	0.00	0.00	0.00	6,107,149.96	1.45	-750.35	0.00	0.00	0.00	0.00	6,106,401.06	6,106,401.06		6,106,401.06
357	"NATIONAL CENTRE FOR REMOTE SENSING - JOS, PLATEAU STATE"	0.00	0.00	0.00	454,780.66	251,988.58	3,707.05	0.00	0.00	0.00	0.00	710,476.29	710,476.29		710,476.29
358	"ZONAL ADVANCE TECHNOLOGY LABORATORY - KANGI, KANO STATE"	0.00	0.00	0.00	1,591,109.39	2,944,322.43	-835.85	0.00	0.00	0.00	0.00	4,534,595.97	4,534,595.97		4,534,595.97
359	"ADVANCED AIRCRAFT ENGINEERING LABORATORY, GUSAU - ZAMFARA STATE"	0.00	0.00	0.00	4.35	2,425,271.61	3,776.65	0.00	0.00	0.00	0.00	2,429,052.61	2,429,052.61		2,429,052.61
360	"ADVANCED AEROSPACE ENGINE LABORATORY, OKA - ONDO STATE"	0.00	0.00	0.00	1,193,499.32	2.95	-538.35	0.00	0.00	0.00	0.00	1,192,963.92	1,192,963.92		1,192,963.92
361	"ADVANCED UNMANNED AERIAL LABORATORY, UBURU - EBONYI STATE"	0.00	0.00	0.00	2,030,370.00	13,655,608.43	35,646.65	0.00	0.00	0.00	0.00	15,721,625.08	15,721,625.08		15,721,625.08
362	"NASRDA INSTITUTE OF SPACE SCIENCE & ENGINEERING, ABUJA"	0.00	0.00	0.00	2,316,213.11	13,519,145.15	-2,603.35	0.00	0.00	0.00	0.00	15,832,754.91	15,832,754.91		15,832,754.91
363	"ZONAL ADVANCED SPACE TECHNOLOGY APPLICATION, KASHERE - GOMBE STATE"	0.00	0.00	0.00	875,200.21	28,699,467.00	-8,440.85	0.00	0.00	0.00	0.00	29,566,226.36	29,566,226.36		29,566,226.36
364	"ZONAL ADVANCE SPACE TECHNOLOGY APPLICATION, LANGTANG, PLATEAU STATE"	0.00	0.00	0.00	36,717.06	1,725,510.87	57,098.89	0.00	0.00	0.00	0.00	1,819,326.82	1,819,326.82		1,819,326.82
365	COOPERATIVE INFORMATION NETWORK	0.00	0.00	0.00	540,000.00	1.05	79,330.25	0.00	0.00	0.00	0.00	619,331.30	619,331.30		619,331.30
366	"NATIONAL BIOTECHNOLOGY DEVELOPMENT AGENCY - ABUJA"	0.00	0.00	0.00	631,326,212.93	0.00	-1,827.50	0.00	0.00	0.00	0.00	631,324,385.43	631,324,385.43		631,324,385.43
367	"BIORESOURC DEVELOPMENT CENTRE ABUJA, FCT"	0.00	0.00	0.00	400.01	0.99	7,398.00	0.00	0.00	0.00	0.00	7,799.00	7,799.00		7,799.00





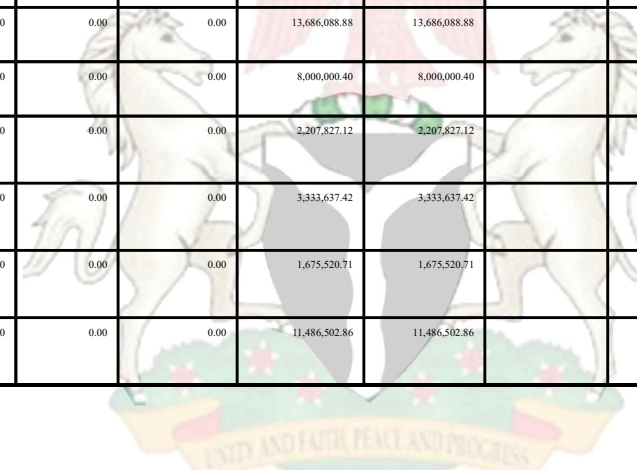
NOTE 28

BANK BALANCE -- Contd.

SN	MDA	CONSOLIDATED	OAGF CASH	OAGF CASH	CASH BALANCE:	CASH BALANCE:	CASH BALANCE:	CASH BALANCE:	CASH BALANCE:	CASH BALANCE:	BALANCE AS AT	DR	CR	NET BALANCE
		REVENUE FUND	BALANCE: TSA	BALANCE: TSA	CAPITAL	PERSONNEL	OVERHEAD	REVENUE	AID & GRANTS	LOANS	OTHER FUNDS			
		310101	310102	310103	310201	310202	310203	310204	310206	310207	310208			
		N	N	N	N	N	N	N	N	N	N	N	N	N
368	"BIRESOURCE DEVELOPMENT CENTRE ISANLU, KOGI STATE"	0.00	0.00	0.00	16,000,004.00	1.00	5,629.95	0.00	0.00	0.00	0.00	16,005,634.95	16,005,634.95	16,005,634.95
369	"BIRESOURCE DEVELOPMENT CENTRE JALINGO, TARABA STATE"	0.00	0.00	0.00	1,392,977.24	1.56	2,017.60	0.00	0.00	0.00	0.00	1,394,996.40	1,394,996.40	1,394,996.40
370	"BIRESOURCE DEVELOPMENT CENTRE KATSINA, KATSINA STATE"	0.00	0.00	0.00	2,000.48	0.71	1,482.65	0.00	0.00	0.00	0.00	3,483.84	3,483.84	3,483.84
371	"BIRESOURCE DEVELOPMENT CENTRE ODI, BAYELSA STATE"	0.00	0.00	0.00	47,213,009.30	1.01	24,611.50	0.00	0.00	0.00	0.00	47,237,621.81	47,237,621.81	47,237,621.81
372	"BIRESOURCE DEVELOPMENT CENTRE OGBOMOSO, OYO STATE"	0.00	0.00	0.00	24,006,661.54	1.00	5,500.40	0.00	0.00	0.00	0.00	24,012,162.94	24,012,162.94	24,012,162.94
373	"BIRESOURCE DEVELOPMENT CENTRE OWODE, OGUN STATE"	0.00	0.00	0.00	279,773,742.88	0.71	20,063.00	0.00	0.00	0.00	0.00	279,793,806.59	279,793,806.59	279,793,806.59
374	"BIRESOURCE DEVELOPMENT CENTRE AROCHUKWU, ABIA STATE"	0.00	0.00	0.00	1,405,000.00	0.33	4,627.65	0.00	0.00	0.00	0.00	1,409,627.98	1,409,627.98	1,409,627.98
375	"BIRESOURCE DEVELOPMENT CENTRE KANO, KANO STATE"	0.00	0.00	0.00	10,894,524.78	0.00	4,007.65	0.00	0.00	0.00	0.00	10,898,532.43	10,898,532.43	10,898,532.43
376	"BIRESOURCE DEVELOPMENT CENTRE EFFRAYA, CROSS RIVER STATE"	0.00	0.00	0.00	24,142,645.38	1.08	4,094.44	0.00	0.00	0.00	0.00	24,146,740.90	24,146,740.90	24,146,740.90
377	"AQUATIC BIRESOURCES TRAINING CENTRE IDAH KOGI STATE"	0.00	0.00	0.00	240.06	3.00	-560.30	0.00	0.00	0.00	0.00	-317.24	317.24	(317.24)
378	"AQUATIC BIRESOURCES TRAINING CENTRE TUNARI TARABA STATE"	0.00	0.00	0.00	6,867,050.40	0.95	266,067.50	0.00	0.00	0.00	0.00	7,133,118.85	7,133,118.85	7,133,118.85
379	"AQUATIC BIRESOURCES TRAINING CENTRE ADIABO IKOT MBO OTU, CROSS RIVER STATE"	0.00	0.00	0.00	190.00	0.29	16.95	0.00	0.00	0.00	0.00	207.24	207.24	207.24
380	"BIRESOURCE DEVELOPMENT CENTRE DAPCHI, YOBE STATE"	0.00	0.00	0.00	7,426,709.24	2.32	6,961.10	0.00	0.00	0.00	0.00	7,433,672.66	7,433,672.66	7,433,672.66
381	"BIRESOURCE DEVELOPMENT CENTRE DIKWA BORNO STATE"	0.00	0.00	0.00	4,152,885.73	157,812.13	557,104.45	0.00	0.00	0.00	0.00	4,867,802.31	4,867,802.31	4,867,802.31
382	"BIRESOURCE DEVELOPMENT CENTRE BIERI GOMBE STATE"	0.00	0.00	0.00	7,048,699.82	0.99	7,226.00	0.00	0.00	0.00	0.00	7,055,926.81	7,055,926.81	7,055,926.81
383	"BIRESOURCE DEVELOPMENT CENTRE CHIBOK, BORNO STATE"	0.00	0.00	0.00	10,439.51	3,225,860.15	603.45	0.00	0.00	0.00	0.00	3,236,903.11	3,236,903.11	3,236,903.11
384	"BIRESOURCE DEVELOPMENT CENTRE LANGTANG PLATEAU STATE"	0.00	0.00	0.00	3,565,846.11	2,921,307.00	959.30	0.00	0.00	0.00	0.00	6,488,112.41	6,488,112.41	6,488,112.41
385	"BIRESOURCE DEVELOPMENT CENTRE MAKURDI, BENUE STATE"	0.00	0.00	0.00	255,812,745.89	2.40	213,131.73	0.00	0.00	0.00	0.00	256,025,880.02	256,025,880.02	256,025,880.02
386	"BIRESOURCE DEVELOPMENT CENTRE MICHILA ADAMAWA STATE"	0.00	0.00	0.00	3,200,240.07	2.24	20,810.35	0.00	0.00	0.00	0.00	3,221,052.66	3,221,052.66	3,221,052.66



NOTE 28															
BANK BALANCE -- Contd.															
S/N	MDA	CONSOLIDATED REVENUE FUND	OAGF CASH BALANCE: TSA SUB RECURRENT ACCOUNT	OAGF CASH BALANCE: TSA SUB RECURRENT ACCOUNT	CASH BALANCE: CAPITAL	CASH BALANCE: PERSONNEL	CASH BALANCE: OVERHEAD	CASH BALANCE: REVENUE	CASH BALANCE: AID & GRANTS	CASH BALANCE: LOANS	CASH BALANCE: OTHER FUNDS	BALANCE AS AT	DR	CR	NET BALANCE
		310101	31010102	31010103	31020101	31020102	31020103	31020104	31020106	31020107	31020108	2020			
		N	N	N	N	N	N	N	N	N	N	N	N	N	N
387	"BIRESOURCE DEVELOPMENT CENTRE, LORIN KWARA STATE"	0.00	0.00	0.00	2,229,375.07	1.29	-1,397.50	0.00	0.00	0.00	0.00	2,227,978.86	2,227,978.86		2,227,978.86
388	"BIRESOURCE DEVELOPMENT CENTRE, ABAGANA ANAMBRA STATE"	0.00	0.00	0.00	38,300,000.00	3,017,473.94	-130.15	0.00	0.00	0.00	0.00	41,317,343.79	41,317,343.79		41,317,343.79
389	"BIRESOURCE DEVELOPMENT CENTRE, OKA AKOKO ONDO STATE"	0.00	0.00	0.00	168,120,240.00	42,734.03	6,611.65	0.00	0.00	0.00	0.00	168,169,585.68	168,169,585.68		168,169,585.68
390	"BIRESOURCE DEVELOPMENT CENTRE, BOKORO, BAUCHI STATE"	0.00	0.00	0.00	24,060,902.00	1.77	-459.04	0.00	0.00	0.00	0.00	24,060,444.73	24,060,444.73		24,060,444.73
391	"BIRESOURCE DEVELOPMENT CENTRE, UBULU-UKU, DELTA STATE"	0.00	0.00	0.00	999.01	0.00	49,743.80	0.00	0.00	0.00	0.00	50,742.81	50,742.81		50,742.81
392	"BIRESOURCE DEVELOPMENT CENTRE, UBURU EBONYI STATE"	0.00	0.00	0.00	37,500,010.00	1,983,091.26	-107.50	0.00	0.00	0.00	0.00	39,482,993.76	39,482,993.76		39,482,993.76
393	"BIRESOURCES DEVELOPMENT CENTRE JEGA KEBBI STATE"	0.00	0.00	0.00	12,181,600.76	0.00	0.00	0.00	0.00	0.00	0.00	12,181,600.76	12,181,600.76		12,181,600.76
394	"BOARD FOR TECHNOLOGY BUSINESS INCUBATOR CENTRE - ABUJA"	0.00	0.00	0.00	280,950,920.59	40,711,867.64	-1,442.75	0.00	0.00	0.00	0.00	321,661,345.48	321,661,345.48		321,661,345.48
395	TECHNOLOGY INCUBATION CENTRE, GOMBE	0.00	0.00	0.00	6,605,215.21	0.00	0.00	0.00	0.00	0.00	0.00	6,605,215.21	6,605,215.21		6,605,215.21
396	TECHNOLOGY INCUBATION CENTRE, KATSINA	0.00	0.00	0.00	4,594,149.47	0.00	0.00	0.00	0.00	0.00	0.00	4,594,149.47	4,594,149.47		4,594,149.47
397	TECHNOLOGY INCUBATION CENTRE, LAFIA	0.00	0.00	0.00	5,803,812.50	0.00	0.00	0.00	0.00	0.00	0.00	5,803,812.50	5,803,812.50		5,803,812.50
398	TECHNOLOGY INCUBATION CENTRE, LOKOJA	0.00	0.00	0.00	12,188,734.71	0.00	0.00	0.00	0.00	0.00	0.00	12,188,734.71	12,188,734.71		12,188,734.71
399	"TECHNOLOGY INCUBATION CENTRE, MAKURDI"	0.00	0.00	0.00	11,657,769.00	0.00	0.00	0.00	0.00	0.00	0.00	11,657,769.00	11,657,769.00		11,657,769.00
400	NORTH WEST ZONAL OFFICE, KANO	0.00	0.00	0.00	6,719,999.41	0.00	-747.28	0.00	0.00	0.00	0.00	6,719,252.13	6,719,252.13		6,719,252.13
401	NORTH EAST ZONAL OFFICE, BAUCHI	0.00	0.00	0.00	8,000,000.52	0.00	0.00	0.00	0.00	0.00	0.00	8,000,000.52	8,000,000.52		8,000,000.52
402	NORTH CENTRAL ZONAL OFFICE, MINNA	0.00	0.00	0.00	5,308,035.43	0.00	0.00	0.00	0.00	0.00	0.00	5,308,035.43	5,308,035.43		5,308,035.43
403	SOUTH WEST ZONAL OFFICE, LAGOS	0.00	0.00	0.00	1,667,500.80	57,985.40	0.00	0.00	0.00	0.00	0.00	1,725,486.20	1,725,486.20		1,725,486.20
404	SOUTH SOUTH ZONAL OFFICE, BENIN	0.00	0.00	0.00	13,684,184.73	0.00	1,904.15	0.00	0.00	0.00	0.00	13,686,088.88	13,686,088.88		13,686,088.88
405	SOUTH EAST ZONAL OFFICE, NNEWI	0.00	0.00	0.00	8,000,000.40	0.00	0.00	0.00	0.00	0.00	0.00	8,000,000.40	8,000,000.40		8,000,000.40
406	"TECHNOLOGY BUSINESS INCUBATOR CENTRE - AGEGE"	0.00	0.00	0.00	2,185,573.42	584.15	21,669.55	0.00	0.00	0.00	0.00	2,207,827.12	2,207,827.12		2,207,827.12
407	"TECHNOLOGY BUSINESS INCUBATOR CENTRE - ABA"	0.00	0.00	0.00	3,333,911.20	0.19	-273.97	0.00	0.00	0.00	0.00	3,333,637.42	3,333,637.42		3,333,637.42
408	"TECHNOLOGY BUSINESS INCUBATOR CENTRE - KANO"	0.00	0.00	0.00	1,674,747.37	1.01	772.33	0.00	0.00	0.00	0.00	1,675,520.71	1,675,520.71		1,675,520.71
409	"TECHNOLOGY BUSINESS INCUBATOR CENTRE - NNEWI"	0.00	0.00	0.00	11,485,557.43	0.82	944.61	0.00	0.00	0.00	0.00	11,486,502.86	11,486,502.86		11,486,502.86






NOTE 28

BANK BALANCE -- Contd.

SN	MDA	CONSOLIDATED REVENUE FUND	OAGF CASH BALANCE: TSA SUB RECURRENT ACCOUNT	OAGF CASH BALANCE: TSA SUB RECURRENT ACCOUNT	CASH BALANCE: CAPITAL	CASH BALANCE: PERSONNEL	CASH BALANCE: OVERHEAD	CASH BALANCE: REVENUE	CASH BALANCE: AID & GRANTS	CASH BALANCE: LOANS	CASH BALANCE: OTHER FUNDS	BALANCE AS AT	DR	CR	NET BALANCE
		310101	31010102	31010103	31020101	31020102	31020103	31020104	31020106	31020107	31020108	2020			
		N	N	N	N	N	N	N	N	N	N	N	N	N	N
410	"TECHNOLOGY BUSINESS INCUBATOR CENTRE - CALABAR"	0.00	0.00	0.00	7,293,511.21	170.77	1,606.35	0.00	0.00	0.00	0.00	7,295,288.33	7,295,288.33		7,295,288.33
411	"TECHNOLOGY BUSINESS INCUBATOR CENTRE - MINNA"	0.00	0.00	0.00	1,293,059.56	3,264,239.03	254.20	0.00	0.00	0.00	0.00	4,557,552.79	4,557,552.79		4,557,552.79
412	"TECHNOLOGY BUSINESS INCUBATOR CENTRE - WARRI"	0.00	0.00	0.00	19,888,035.24	100.81	-1,415.75	0.00	0.00	0.00	0.00	19,886,720.30	19,886,720.30		19,886,720.30
413	"TECHNOLOGY BUSINESS INCUBATOR CENTRE - MAIDUGURI"	0.00	0.00	0.00	17,849,584.00	416,990.00	-1,020.47	0.00	0.00	0.00	0.00	18,265,553.53	18,265,553.53		18,265,553.53
414	"TECHNOLOGY BUSINESS INCUBATOR CENTRE - GUSAU"	0.00	0.00	0.00	10,100,452.87	1.11	1,748.20	0.00	0.00	0.00	0.00	10,102,202.18	10,102,202.18		10,102,202.18
415	"TECHNOLOGY BUSINESS INCUBATOR CENTRE - SOKOTO"	0.00	0.00	0.00	911,708.36	706,747.00	6,412.05	0.00	0.00	0.00	0.00	1,624,867.41	1,624,867.41		1,624,867.41
416	"TECHNOLOGY BUSINESS INCUBATOR CENTRE - UYO"	0.00	0.00	0.00	5,616,523.20	999.36	59,140.00	0.00	0.00	0.00	0.00	5,676,662.56	5,676,662.56		5,676,662.56
417	"TECHNOLOGY BUSINESS INCUBATOR CENTRE - B/ KEBBI"	0.00	0.00	0.00	10,921,889.73	0.00	4,448.75	0.00	0.00	0.00	0.00	10,926,338.48	10,926,338.48		10,926,338.48
418	"TECHNOLOGY BUSINESS INCUBATOR CENTRE - IGBOTAKO"	0.00	0.00	0.00	627,408.01	600.20	5,552.67	0.00	0.00	0.00	0.00	633,560.88	633,560.88		633,560.88
419	"TECHNOLOGY BUSINESS INCUBATOR CENTRE - BAUCHI"	0.00	0.00	0.00	754,661.41	400.67	3,865.40	0.00	0.00	0.00	0.00	758,927.48	758,927.48		758,927.48
420	"TECHNOLOGY BUSINESS INCUBATOR CENTRE - IBADAN"	0.00	0.00	0.00	1,346,523.40	0.99	736.50	0.00	0.00	0.00	0.00	1,347,260.89	1,347,260.89		1,347,260.89
421	"TECHNOLOGY BUSINESS INCUBATOR CENTRE - BENIN"	0.00	0.00	0.00	899.37	7,540.00	-1,339.20	0.00	0.00	0.00	0.00	7,100.17	7,100.17		7,100.17
422	"TECHNOLOGY BUSINESS INCUBATOR CENTRE - OKWE ONUJMO"	0.00	0.00	0.00	6,676,787.41	0.36	175.80	0.00	0.00	0.00	0.00	6,676,963.57	6,676,963.57		6,676,963.57
423	"TECHNOLOGY BUSINESS INCUBATOR CENTRE - ABEOKUTA"	0.00	0.00	0.00	3,190,902.51	79,565.44	6,602.15	0.00	0.00	0.00	0.00	3,277,070.10	3,277,070.10		3,277,070.10
424	"TECHNOLOGY BUSINESS INCUBATOR CENTRE - YOLA"	0.00	0.00	0.00	4,009,669.05	0.19	4,671.05	0.00	0.00	0.00	0.00	4,014,340.29	4,014,340.29		4,014,340.29
425	"TECHNOLOGY BUSINESS INCUBATOR CENTRE - JOS"	0.00	0.00	0.00	8,084,417.03	200,521.80	1,293.37	0.00	0.00	0.00	0.00	8,286,232.20	8,286,232.20		8,286,232.20
426	"TECHNOLOGY BUSINESS INCUBATOR CENTRE - YENEGOA"	0.00	0.00	0.00	2,200,789.20	1,484,008.83	-1,643.30	0.00	0.00	0.00	0.00	3,683,154.73	3,683,154.73		3,683,154.73
427	"NATIONAL CENTRE FOR GENETIC RESEARCH AND BIOTECHNOLOGY - IBADAN"	0.00	0.00	0.00	1,872,192.74	1.40	-1,708.70	0.00	373,207.36	0.00	0.00	2,243,692.80	2,243,692.80		2,243,692.80
428	"ELECTRONICS DEVELOPMENT INSTITUTE (ELDI, AWKA)"	0.00	0.00	0.00	49,544.34	300,733.89	-1,148.95	0.00	0.00	0.00	0.00	349,129.28	349,129.28		349,129.28
429	"NATIONAL CENTRE FOR TECHNOLOGY MANAGEMENT, HQTRS. ILE-IFE"	0.00	0.00	0.00	47,978,609.48	24,825,351.91	-2,118.09	750,447.66	0.00	0.00	0.00	73,552,290.96	73,552,290.96		73,552,290.96



NOTE 28															
BANK BALANCE -- Contd.															
SN	MDA	CONSOLIDATED REVENUE FUND	OAGF CASH BALANCE: TSA SUB RECURRENT ACCOUNT	OAGF CASH BALANCE: TSA SUB RECURRENT ACCOUNT	CASH BALANCE: CAPITAL	CASH BALANCE: PERSONNEL	CASH BALANCE: OVERHEAD	CASH BALANCE: REVENUE	CASH BALANCE: AID & GRANTS	CASH BALANCE: LOANS	CASH BALANCE: OTHER FUNDS	BALANCE AS AT	DR	CR	NET BALANCE
		310101	31010102	31010103	31020101	31020102	31020103	31020104	31020106	31020107	31020108	2020			
		N	N	N	N	N	N	N	N	N	N	N	N	N	N
430	"REGIONAL CENTRE FOR TECHNOLOGY MANAGEMENT (NACETEM - LAGOS)"	0.00	0.00	0.00	1,542,141.10	0.00	-2,687.50	0.00	0.00	0.00	0.00	1,539,453.60	1,539,453.60		1,539,453.60
431	"NATIONAL ENGINEERING DESIGN AND DEVELOPMENT CENTRE -NNEWI"	0.00	0.00	0.00	46,559,770.72	950.72	-1,813.69	270,486.10	98,009,335.65	0.00	0.00	144,838,729.50	144,838,729.50		144,838,729.50
432	"CENTRE FOR SATELLITE TECHNOLOGY DEVELOPMENT - ABUJA"	0.00	0.00	0.00	86,501,836.50	2,255.05	3,332.87	0.00	0.00	0.00	0.00	86,507,424.42	86,507,424.42		86,507,424.42
433	"NIGERIAN BUILDING AND ROAD RESEARCH INSTITUTE - LAGOS"	0.00	0.00	0.00	12,769,126,251.78	0.00	-77,277.84	0.00	0.00	0.00	0.00	12,769,048,973.94	12,769,048,973.94		12,769,048,973.94
434	"PROJECT DEVELOPMENT INSTITUTE - ENUGU"	0.00	0.00	0.00	7,539,213,045.67	4,557,139.75	49,843.39	0.00	0.00	0.00	0.00	7,543,820,028.81	7,543,820,028.81		7,543,820,028.81
435	"NATIONAL OFFICE OF TECHNOLOGY ACQUISITION AND PROMOTION - ABUJA"	0.00	0.00	0.00	20,384,887.05	0.00	187,786.93	0.00	0.00	0.00	0.00	20,572,673.98	20,572,673.98		20,572,673.98
436	"NATIONAL RESEARCH INSTITUTE FOR CHEMICAL TECHNOLOGY -ZARIA"	0.00	0.00	0.00	2,029,543,014.25	0.00	-11,298.58	0.00	0.00	0.00	0.00	2,029,531,715.67	2,029,531,715.67		2,029,531,715.67
437	"NIGERIAN INSTITUTE FOR TRY PANOSOMIASIS RESEARCH - KADUNA"	0.00	0.00	0.00	94,995,065.95	5,314,826.22	-2,519.72	607,936.05	0.00	0.00	0.00	100,915,308.50	100,915,308.50		100,915,308.50
438	"FEDERAL INSTITUTE OF INDUSTRIAL RESEARCH -OSHODI"	0.00	0.00	0.00	958,131,050.12	8,655,169.41	98,808.58	0.00	0.00	0.00	0.00	966,885,028.11	966,885,028.11		966,885,028.11
439	"FEDERAL INSTITUTE OF INDUSTRIAL RESEARCH, ABUJA LIASON OFFICE"	0.00	0.00	0.00	6,780,634.00	0.00	0.00	0.00	0.00	0.00	0.00	6,780,634.00	6,780,634.00		6,780,634.00
440	"FEDERAL INSTITUTE OF INDUSTRIAL RESEARCH, NORTH WEST ZONAL OFFICE, KANO"	0.00	0.00	0.00	5,755,676.44	0.00	0.00	0.00	0.00	0.00	0.00	5,755,676.44	5,755,676.44		5,755,676.44
441	"FEDERAL INSTITUTE OF INDUSTRIAL RESEARCH, NORTH EAST ZONAL OFFICE, YOLA"	0.00	0.00	0.00	3,238,237.50	0.00	0.00	0.00	0.00	0.00	0.00	3,238,237.50	3,238,237.50		3,238,237.50
442	"FEDERAL INSTITUTE OF INDUSTRIAL RESEARCH, SOUTH WEST ZONAL OFFICE, OWODE"	0.00	0.00	0.00	6,052,028.81	0.00	0.00	0.00	0.00	0.00	0.00	6,052,028.81	6,052,028.81		6,052,028.81
443	"FEDERAL INSTITUTE OF INDUSTRIAL RESEARCH, SOUTH SOUTH ZONAL OFFICE."	0.00	0.00	0.00	6,052,028.81	0.00	0.00	0.00	0.00	0.00	0.00	6,052,028.81	6,052,028.81		6,052,028.81
444	"FEDERAL INSTITUTE OF INDUSTRIAL RESEARCH, SOUTH EAST ZONAL OFFICE."	0.00	0.00	0.00	4,046,374.96	0.00	0.00	0.00	0.00	0.00	0.00	4,046,374.96	4,046,374.96		4,046,374.96
445	"FEDERAL INSTITUTE OF INDUSTRIAL RESEARCH, NORTH CENTRAL ZONAL OFFICE."	0.00	0.00	0.00	98,380,905.00	0.00	0.00	0.00	0.00	0.00	0.00	98,380,905.00	98,380,905.00		98,380,905.00
446	"SCIENCE EQUIPMENT DEVELOPMENT INSTITUTE- ENUGU"	0.00	0.00	0.00	73,614,739.00	36,555,124.64	-18,920.37	541,007.05	0.00	0.00	0.00	110,691,950.32	110,691,950.32		110,691,950.32
447	"HYDRAULIC EQUIPMENT RESEARCH INSTITUTE -KANO"	0.00	0.00	0.00	16,043,477.60	3.71	-4,930.76	0.00	0.00	0.00	0.00	16,038,550.55	16,038,550.55		16,038,550.55





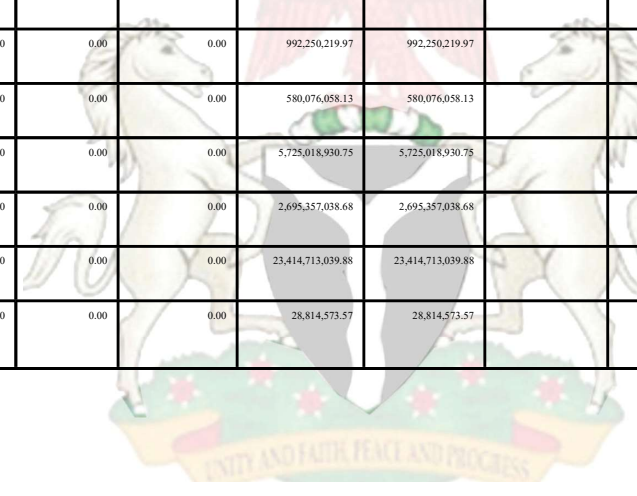
NOTE 28															
BANK BALANCE -- Contd.															
S/N	MDA	CONSOLIDATED REVENUE FUND	OAGF CASH BALANCE: TSA SUB RECURRENT ACCOUNT	OAGF CASH BALANCE: TSA SUB RECURRENT ACCOUNT	CASH BALANCE: CAPITAL	CASH BALANCE: PERSONNEL	CASH BALANCE: OVERHEAD	CASH BALANCE: REVENUE	CASH BALANCE: AID & GRANTS	CASH BALANCE: LOANS	CASH BALANCE: OTHER FUNDS	BALANCE AS AT	DR	CR	NET BALANCE
		310101	31010102	31010103	31020101	31020102	31020103	31020104	31020106	31020107	31020108	2020			
		N	N	N	N	N	N	N	N	N	N	N	N	N	N
448	"ENGINEERING MATERIALS DEVELOPMENT INSTITUTE - AKURE"	0.00	0.00	0.00	235,537,164.20	0.73	93,941.83	0.00	0.00	0.00	0.00	235,631,106.76	235,631,106.76		235,631,106.76
449	"NIGERIA INSTITUTE OF LEATHER AND SCIENCE TECHNOLOGY (NILEST) HQTRS"	0.00	0.00	0.00	45,842,351.66	897.63	-536.65	-3,998,224.72	0.00	0.00	0.00	41,844,487.92	41,844,487.92		41,844,487.92
450	"HEAVY LEATHER MANUFACTURE CENTRE, MAIDUGURI"	0.00	0.00	0.00	14,010,639.09	414,746.97	1.15	0.00	0.00	0.00	0.00	14,425,387.21	14,425,387.21		14,425,387.21
451	"LIGHT LEATHER MANUFACTURE CENTRE, SOKOTO"	0.00	0.00	0.00	16,902,361.50	47,716.91	5.15	0.00	0.00	0.00	0.00	16,950,083.56	16,950,083.56		16,950,083.56
452	"RAW HIDES & SKIN IMPROVEMENT CENTRE, JOS"	0.00	0.00	0.00	8,531,456.67	175,326.91	-102.35	0.00	0.00	0.00	0.00	8,706,681.23	8,706,681.23		8,706,681.23
453	"EFFLUENT & POLLUTION MONITORING CENTRE, KANO"	0.00	0.00	0.00	15,027,565.31	107,279.28	5.15	0.00	0.00	0.00	0.00	15,134,849.74	15,134,849.74		15,134,849.74
454	"SOUTH-WEST REGIONAL CLUSTER RESEARCH & DEVELOPMENT CENTER, ABEOKUTA - OGUN STATE"	0.00	0.00	0.00	11,471,931.77	0.00	0.00	0.00	0.00	0.00	0.00	11,471,931.77	11,471,931.77		11,471,931.77
455	"SOUTH-EAST REGIONAL LEATHER RESEARCH & DEVELOPMENT EXTENSION CENTER, OWERRI - IMO STATE"	0.00	0.00	0.00	20,769,834.13	0.00	0.00	0.00	0.00	0.00	0.00	20,769,834.13	20,769,834.13		20,769,834.13
456	"SOUTH-SOUTH REGIONAL WARD BASE LEATHER RESEARCH & DEVELOPMENT EXTENSION CENTRE, AFUZE - EDO STATE"	0.00	0.00	0.00	23,964,714.72	0.00	0.00	0.00	0.00	0.00	0.00	23,964,714.72	23,964,714.72		23,964,714.72
457	"NIGERIA INSTITUTE FOR SCIENCE LABORATORY TECHNOLOGY - IBADAN"	0.00	0.00	0.00	53,548,249.59	0.99	87,544.74	0.00	0.00	0.00	0.00	53,635,795.32	53,635,795.32		53,635,795.32
458	"POWER EQUIPMENT AND ELECTRICAL MACHINERY DEVELOPMENT CENTRE - OKENE"	0.00	0.00	0.00	10,165,426.03	12,856,133.00	2,638.80	0.00	0.00	0.00	0.00	23,024,197.83	23,024,197.83		23,024,197.83
459	"SCIENCE EQUIPMENT DEVELOPMENT INTITUTE - MINNA"	0.00	0.00	0.00	156,885,046.90	2,032,909.60	-12,145.65	0.00	0.00	0.00	0.00	158,905,810.85	158,905,810.85		158,905,810.85
460	"TECHNOLOGY BUSINESS INCUBATOR CENTRE - ILORIN"	0.00	0.00	0.00	6,315,576.20	1,026.91	1,559.84	0.00	0.00	0.00	0.00	6,318,162.95	6,318,162.95		6,318,162.95
461	"TECHNOLOGY BUSINESS INCUBATOR CENTRE - TARABA"	0.00	0.00	0.00	5,723,875.40	205,626.04	204,173.39	0.00	0.00	0.00	0.00	6,133,674.83	6,133,674.83		6,133,674.83
462	"TECHNOLOGY BUSINESS INCUBATOR CENTRE -KADUNA"	0.00	0.00	0.00	6,243,831.00	535.48	-1,456.00	0.00	0.00	0.00	0.00	6,242,910.48	6,242,910.48		6,242,910.48
463	"PROTOTYPE ENGINEERING DEVELOPMENT INSTITUTE, ILESHA"	0.00	0.00	0.00	30,122,828.49	402,260.35	416.93	0.00	27,875,429.01	0.00	0.00	58,400,934.78	58,400,934.78		58,400,934.78
464	"ADVANCE MANUFACTURING TECHNOLOGY PROGRAMME, TARABA"	0.00	0.00	0.00	8,691,616.04	63,266.08	-3,624.77	0.00	0.00	0.00	0.00	8,751,257.35	8,751,257.35		8,751,257.35
465	SOKOTO ENERGY RESEARCH	0.00	0.00	0.00	216,514,706.48	0.00	9,138.52	0.00	0.00	0.00	0.00	216,523,845.00	216,523,845.00		216,523,845.00
466	"CENTRE FOR ENERGY RESEARCH AND DEVELOPMENT, NSUKA"	0.00	0.00	0.00	221,558,713.16	0.00	2,377.60	0.00	0.00	0.00	0.00	221,561,090.76	221,561,090.76		221,561,090.76



NOTE 28

BANK BALANCE -- Contd.

SN	MDA	CONSOLIDATED REVENUE FUND	OAGF CASH BALANCE: TSA SUB RECURRENT ACCOUNT	OAGF CASH BALANCE: TSA SUB RECURRENT ACCOUNT	CASH BALANCE: CAPITAL	CASH BALANCE: PERSONNEL	CASH BALANCE: OVERHEAD	CASH BALANCE: REVENUE	CASH BALANCE: AID & GRANTS	CASH BALANCE: LOANS	CASH BALANCE: OTHER FUNDS	BALANCE AS AT	DR	CR	NET BALANCE
		310101	31010102	31010103	31020101	31020102	31020103	31020104	31020106	31020107	31020108	2020			
		N	N	N	N	N	N	N	N	N	N	N	N	N	N
467	"NATIONAL CENTRE FOR ENERGY EFFICIENCY AND CONSERVATIVE, UNIVERSITY OF LAGOS"	0.00	0.00	0.00	52,249,553.55	0.00	32,708.82	0.00	0.00	0.00	0.00	52,282,262.37	52,282,262.37		52,282,262.37
468	"NATIONAL CENTRE FOR HYDROPOWER RESEARCH AND DEVELOPMENT (UNIVERSITY OF ILORIN)"	0.00	0.00	0.00	441,676,715.07	0.00	3,602.78	0.00	0.00	0.00	0.00	441,680,317.85	441,680,317.85		441,680,317.85
469	"NATIONAL CENTRE FOR ENERGY AND ENVIRONMENT (UNIVERSITY OF BENIN)"	0.00	0.00	0.00	82,936,773.33	0.00	1,023,576.47	0.00	0.00	0.00	0.00	83,960,349.80	83,960,349.80		83,960,349.80
470	"TECHNOLOGY BUSINESS INCUBATOR - ENUGU"	0.00	0.00	0.00	9,018,946.92	1.58	-1,624.49	0.00	0.00	0.00	0.00	9,017,324.01	9,017,324.01		9,017,324.01
471	ENERGY COMMISSION OF NIGERIA	0.00	0.00	0.00	4,738,214,002.13	110,256.61	-12,900.94	23,636,123.05	0.00	0.00	0.00	4,761,947,480.85	4,761,947,480.85		4,761,947,480.85
472	"NATIONAL CENTRE FOR PETROLEUM RESEARCH AND DEVELOPMENT (NCPRD), ABUBAKAR TAFAWA BALEWA UNIVERSITY BAUCHI"	0.00	0.00	0.00	13,625,119.83	0.00	-5,049.93	0.00	0.00	0.00	0.00	13,620,069.90	13,620,069.90		13,620,069.90
473	"TECHNOLOGY BUSINESS INCUBATION CENTRE ADO-EKITI"	0.00	0.00	0.00	6,976,744.13	142.32	496.56	0.00	0.00	0.00	0.00	6,977,383.01	6,977,383.01		6,977,383.01
474	"TECHNOLOGY BUSINESS INCUBATION CENTRE ILE-IFE"	0.00	0.00	0.00	5,547,328.40	152.23	12,354.25	0.00	0.00	0.00	0.00	5,559,834.88	5,559,834.88		5,559,834.88
475	"FEDERAL MINISTRY OF TRANSPORT - HQTRS"	0.00	0.00	0.00	13,958,002,661.14	3,839,142.30	1,144,152,016.61	0.00	0.00	0.00	0.00	15,105,993,820.05	15,105,993,820.05		15,105,993,820.05
476	"NIGERIAN INSTITUTE OF TRANSPORT TECHNOLOGY"	0.00	0.00	0.00	869,327,967.24	2,212,087.36	-18,771.96	0.00	0.00	0.00	0.00	871,521,282.64	871,521,282.64		871,521,282.64
477	NIGERIAN RAILWAY	0.00	0.00	0.00	9,445,452,000.28	401.00	-87,582.15	132,909,137.07	0.00	0.00	0.00	9,578,273,956.20	9,578,273,956.20		9,578,273,956.20
478	"NATIONAL INLAND WATERWAYS AUTHORITY"	0.00	0.00	0.00	3,361,426,155.73	87,338,232.39	-135,656.14	0.00	0.00	0.00	0.00	3,448,628,731.98	3,448,628,731.98		3,448,628,731.98
479	MARITIME ACADEMY, ORON	0.00	0.00	0.00	446,624,908.96	84,733,097.33	15,527,948.75	35,103,067.08	118,464,313.19	0.00	0.00	700,453,335.31	700,453,335.31		700,453,335.31
480	"COUNCIL FOR THE REGULATION OF FREIGHT FORWARDING IN NIGERIA"	0.00	0.00	0.00	121,555,558.58	2.00	-37,128.06	0.00	0.00	0.00	0.00	121,518,432.52	121,518,432.52		121,518,432.52
481	FEDERAL MINISTRY OF AVIATION	0.00	0.00	0.00	20,908,446,793.90	20,783,902.73	-5,507.58	0.00	0.00	0.00	0.00	20,929,225,189.05	20,929,225,189.05		20,929,225,189.05
482	"NIGERIAN COLLEGE OF AVIATION TECHNOLOGY- ZARIA"	0.00	0.00	0.00	1,761,445,411.11	57,824,250.50	27,515,159.50	663,552,070.25	359,454,317.94	0.00	0.00	2,869,791,209.30	2,869,791,209.30		2,869,791,209.30
483	NIGERIAN METEOROLOGICAL AGENCY	0.00	0.00	0.00	780,848,080.32	211,289,431.46	112,708.19	0.00	0.00	0.00	0.00	992,250,219.97	992,250,219.97		992,250,219.97
484	ACCIDENT AND INVESTIGATION BUREAU	0.00	0.00	0.00	551,967,935.68	0.00	28,108,122.45	0.00	0.00	0.00	0.00	580,076,058.13	580,076,058.13		580,076,058.13
485	NIGERIA AIRSPACE MANAGEMENT AGENCY	0.00	0.00	0.00	5,725,018,930.75	0.00	0.00	0.00	0.00	0.00	0.00	5,725,018,930.75	5,725,018,930.75		5,725,018,930.75
486	"FEDERAL MINISTRY OF POWER - HQTRS"	0.00	0.00	0.00	2,686,875,381.56	3,691,483.59	4,790,173.53	0.00	0.00	0.00	0.00	2,695,357,038.68	2,695,357,038.68		2,695,357,038.68
487	"NATIONAL RURAL ELECTRIFICATION AGENCY"	0.00	0.00	0.00	23,381,891,087.77	33,462,816.76	-640,864.65	0.00	0.00	0.00	0.00	23,414,713,039.88	23,414,713,039.88		23,414,713,039.88
488	"NIGERIAN ELECTRICITY REGULATORY COMMISSION"	0.00	0.00	0.00	28,814,573.57	0.00	0.00	0.00	0.00	0.00	0.00	28,814,573.57	28,814,573.57		28,814,573.57





NOTE 28

BANK BALANCE -- Contd.

SN	MDA	CONSOLIDATED	OAGF CASH	OAGF CASH	CASH BALANCE:	CASH BALANCE:	CASH BALANCE:	CASH BALANCE:	CASH BALANCE:	CASH	CASH BALANCE:	BALANCE AS AT	DR	CR	NET BALANCE
		REVENUE FUND	BALANCE: TSA	BALANCE: TSA	CAPITAL	PERSONNEL	OVERHEAD	REVENUE	AID & GRANTS	BALANCE:	OTHER FUNDS	2020			
		310101	310102	310103	31020101	31020102	31020103	31020104	31020106	31020107	31020108				
		N	N	N	N	N	N	N	N	N	N	N	N	N	N
489	"NIGERIAN ELECTRICITY MANAGEMENT SERVICES AGENCY (NEMSA) HQTRS"	0.00	0.00	0.00	356,470,836.03	51,787,701.23	-32,961.05	0.00	0.00	0.00	0.00	408,225,576.21	408,225,576.21		408,225,576.21
490	"NATIONAL POWER TRAINING INSTITUTE"	0.00	0.00	0.00	221,533,295.71	20,747,971.88	-18,419.77	0.00	0.00	0.00	0.00	242,262,847.82	242,262,847.82		242,262,847.82
491	"NIGERIA ELECTRICITY LIABILITY MANAGEMENT LIMITED"	0.00	0.00	0.00	122,853,638.01	6,266,201.24	7,031,749.74	4,816,236,029.85	0.00	0.00	0.00	4,952,387,618.84	4,952,387,618.84		4,952,387,618.84
492	"TRANSMISSION COMPANY OF NIGERIA"	0.00	0.00	0.00	4,838,100,298.02	0.00	-40,742.50	0.00	0.00	0.00	0.00	4,838,059,555.52	4,838,059,555.52		4,838,059,555.52
493	"NIGERIAN BULK ELECTRICITY TRADING PLC"	0.00	0.00	0.00	12,987,610,564.26	0.00	-62,027.50	0.00	0.00	0.00	0.00	12,987,548,536.76	12,987,548,536.76		12,987,548,536.76
494	"FEDERAL MINISTRY OF WORKS AND HOUSING"	0.00	0.00	0.00	47,541,919,560.81	26,742,226.57	-3,550,367.64	0.00	0.00	0.00	0.00	47,565,111,419.74	47,565,111,419.74		47,565,111,419.74
495	"OFFICE OF THE SURVEYOR-GENERAL OF THE FEDERATION"	0.00	0.00	0.00	0.00	0.00	-21,392.50	0.00	0.00	0.00	0.00	-21,392.50		21,392.50	(21,392.50)
496	"FEDERAL ROAD MAINTENANCE AGENCY"	0.00	0.00	0.00	-10,425,750.00	-15,000.00	0.00	0.00	0.00	0.00	0.00	-10,440,750.00		10,440,750.00	(10,440,750.00)
497	"COUNCIL FOR THE REGULATION OF ENGINEERING IN NIGERIA (COREN)"	0.00	0.00	0.00	153,440,741.59	14,954,177.00	-6,647.47	255,274,396.30	0.00	0.00	0.00	423,662,667.42	423,662,667.42		423,662,667.42
498	SURVEY COUNCIL OF NIGERIA	0.00	0.00	0.00	42,860,579.06	5,909,928.14	28,337.41	0.00	0.00	0.00	0.00	48,798,844.61	48,798,844.61		48,798,844.61
499	"MINISTRY OF PETROLEUM RESOURCES HQTRS"	0.00	0.00	0.00	721,348,570.63	3,975,189.13	-24,251.33	0.00	0.00	0.00	0.00	725,299,508.43	725,299,508.43		725,299,508.43
500	"DEPARTMENT OF PETROLEUM RESOURCES"	0.00	0.00	0.00	8,501.05	185,191,073.95	-150,285.00	0.00	0.00	0.00	0.00	185,049,290.00	185,049,290.00		185,049,290.00
501	PETROLEUM TRAINING INSTITUTE	0.00	0.00	0.00	192,768,106.75	181,742,664.87	-345,226.33	0.00	0.00	0.00	0.00	374,165,545.29	374,165,545.29		374,165,545.29
502	"PETROLEUM PRODUCTS PRICING REGULATORY AGENCY (PPRA)"	0.00	0.00	0.00	1,014,745,720.41	334,083,692.76	-279,822.50	0.00	0.00	0.00	0.00	1,348,549,590.67	1,348,549,590.67		1,348,549,590.67
503	"NIGERIA NUCLEAR REGULATORY AUTHORITY"	0.00	0.00	0.00	353,420,959.95	187,494,019.29	4,716,684.16	0.00	0.00	0.00	0.00	545,631,663.40	545,631,663.40		545,631,663.40
504	"MINISTRY OF MINES AND STEEL DEVELOPMENT- HQTRS"	0.00	0.00	0.00	1,008,932,309.30	1,325,108.76	2,999,957,174.16	0.00	0.00	0.00	0.00	4,010,214,592.22	4,010,214,592.22		4,010,214,592.22
505	"COUNCIL OF NIGERIAN MINING ENGINEERS AND GEOSCIENCES"	0.00	0.00	0.00	14,562,187.38	0.00	-1,586.21	0.00	0.00	0.00	0.00	14,560,601.17	14,560,601.17		14,560,601.17
506	"NIGERIAN GEOLOGICAL SURVEY AGENCY"	0.00	0.00	0.00	28,813,415.74	6,536,353.45	-44,125.25	0.00	0.00	0.00	0.00	35,305,643.94	35,305,643.94		35,305,643.94
507	"NATIONAL STEEL RAW MATERIALS EXPLORATION AGENCY, KADUNA"	0.00	0.00	0.00	100,556,992.01	3.00	267,375.54	5,446,927.22	35,651,322.86	0.00	0.00	141,922,620.63	141,922,620.63		141,922,620.63
508	"NATIONAL METALLURGICAL DEVELOPMENT CENTRE, JOS"	0.00	0.00	0.00	2,900,227.59	0.30	84,920.89	0.00	0.00	0.00	0.00	2,985,148.78	2,985,148.78		2,985,148.78
509	"METALLURGICAL TRAINING INSTITUTE, ONITSHA"	0.00	0.00	0.00	347,139,173.44	1,736,372.45	-5,464.48	0.00	0.00	0.00	0.00	348,870,081.41	348,870,081.41		348,870,081.41
510	"NATIONAL IRON ORE MINING PROJECT - ITAKPE"	0.00	0.00	0.00	15,935,293.86	6,610,065.64	15,141.06	0.00	0.00	0.00	0.00	22,560,500.56	22,560,500.56		22,560,500.56
511	"NIGERIA INSTITUTE OF MINING AND GEOSCIENCE"	0.00	0.00	0.00	63,513,277.38	0.17	3,845.76	1,278,080.84	85,577,814.39	0.00	0.00	150,373,018.54	150,373,018.54		150,373,018.54
512	"NIGERIA MINING CADASTRE OFFICE & CENTRES"	0.00	0.00	0.00	100,125,885.56	3,181,279.84	-12,275.22	0.00	0.00	0.00	0.00	103,294,890.18	103,294,890.18		103,294,890.18
513	AJAKUTA STEEL COMPANY LIMITED	0.00	0.00	0.00	0.00	4.98	-2,413.55	0.00	0.00	0.00	0.00	-2,408.57		2,408.57	(2,408.57)



NOTE 28

BANK BALANCE -- Contd.

S/N	MDA	CONSOLIDATED REVENUE FUND	OAGF CASH BALANCE: TSA SUB RECURRENT ACCOUNT	OAGF CASH BALANCE: TSA SUB RECURRENT ACCOUNT	CASH BALANCE: CAPITAL	CASH BALANCE: PERSONNEL	CASH BALANCE: OVERHEAD	CASH BALANCE: REVENUE	CASH BALANCE: AID & GRANTS	CASH BALANCE: LOANS	CASH BALANCE: OTHER FUNDS	BALANCE AS AT	DR	CR	NET BALANCE
		310101	31010102	31010103	31020101	31020102	31020103	31020104	31020106	31020107	31020108	2020			
		N	N	N	N	N	N	N	N	N	N	N	N	N	N
514	"SOLID MINERAL DEVELOPMENT FUND OFFICE"	0.00	0.00	0.00	193,047,149.16	538,769.19	110,851.71	2,276,789,063.03	0.00	0.00	0.00	2,470,485,833.09	2,470,485,833.09		2,470,485,833.09
515	"NATIONAL SALARIES, INCOMES AND WAGES COMMISSION"	0.00	0.00	0.00	53,167,925.30	0.00	-5,457.90	0.00	0.00	0.00	0.00	53,162,467.40	53,162,467.40		53,162,467.40
516	"REVENUE MOBILIZATION, ALLOCATION, AND FISCAL COMMISSION"	0.00	0.00	0.00	63,668.70	131,298,890.64	-2,386.92	0.00	0.00	0.00	0.00	131,360,172.42	131,360,172.42		131,360,172.42
517	FISCAL RESPONSIBILITY COMMISSION	0.00	0.00	0.00	11,738,063.02	941,658.12	214,201.79	0.00	0.00	0.00	0.00	12,893,922.93	12,893,922.93		12,893,922.93
518	"FEDERAL MINISTRY OF WATER RESOURCES -HQTRS"	0.00	0.00	0.00	0.00	20,048,578,756.37	30,002.00	1,860,885.39	0.00	0.00	0.00	20,050,469,643.76	20,050,469,643.76		20,050,469,643.76
519	"NIGERIA HYDROLOGICAL SERVICE AGENCY"	0.00	0.00	0.00	524,357,317.92	10,578,107.06	-71,003.34	0.00	0.00	0.00	0.00	534,864,421.64	534,864,421.64		534,864,421.64
520	ANAMBRA/ IMO RBDA	0.00	0.00	0.00	3,193,945,352.20	5,265,459.43	-36,980.00	0.00	0.00	0.00	0.00	3,199,173,831.63	3,199,173,831.63		3,199,173,831.63
521	BENIN/ OWENA RBDA	0.00	0.00	0.00	2,823,097,904.89	82,247.70	-93,385.25	20,125,575.24	0.00	0.00	0.00	2,843,212,342.58	2,843,212,342.58		2,843,212,342.58
522	CHAD BASIN RBDA	0.00	0.00	0.00	136,882,484.71	1,992,871.23	-1,590.64	968,156.86	0.00	0.00	0.00	139,841,922.16	139,841,922.16		139,841,922.16
523	CROSS RIVER RBDA	0.00	0.00	0.00	974,027,384.88	6,742,495.47	98,100.33	0.00	0.00	0.00	0.00	980,867,980.68	980,867,980.68		980,867,980.68
524	HADEJIA- JAMA'A, AWARE RBDA	0.00	0.00	0.00	772,749,606.91	0.00	128,435.61	-4,284,393.78	77,153,710.19	0.00	0.00	845,747,358.93	845,747,358.93		845,747,358.93
525	LOWER BENUE RBDA	0.00	0.00	0.00	3,584,125,236.51	3,195,087.79	-11,081.40	0.00	0.00	0.00	0.00	3,587,309,242.90	3,587,309,242.90		3,587,309,242.90
526	LOWER NIGER RBDA	0.00	0.00	0.00	1,638,116,904.36	4,764,911.90	67,473.62	38,972,736.08	0.00	0.00	0.00	1,681,922,025.96	1,681,922,025.96		1,681,922,025.96
527	NIGER DELTA RBDA	0.00	0.00	0.00	222,483,078.23	4,485,282.33	-848.97	0.00	0.00	0.00	0.00	226,967,511.59	226,967,511.59		226,967,511.59
528	OGUN/ OSUN RBDA	0.00	0.00	0.00	2,062,675,151.85	1,669,510.10	-42,979.18	0.00	111,917,403.02	0.00	0.00	2,176,219,085.79	2,176,219,085.79		2,176,219,085.79
529	SOKOTO RIMA RBDA	0.00	0.00	0.00	401,008,886.59	13,623,707.30	-112,564.09	0.00	0.00	0.00	0.00	414,520,029.80	414,520,029.80		414,520,029.80
530	UPPER BENUE RBDA	0.00	0.00	0.00	937,827,176.58	34,299,730.00	4,688.06	-264,124,318.96	0.00	0.00	0.00	708,007,275.68	708,007,275.68		708,007,275.68
531	UPPER NIGER RBDA	0.00	0.00	0.00	3,313,446,645.82	9,423,917.64	-73,176.88	0.00	0.00	0.00	0.00	3,322,797,386.58	3,322,797,386.58		3,322,797,386.58
532	"NATIONAL WATER RESOURCES INSTITUTE- KADUNA"	0.00	0.00	0.00	547,442,646.32	1,487,621.12	-51,066.56	1,962,000.00	0.00	0.00	0.00	550,841,200.88	550,841,200.88		550,841,200.88
533	"NIGERIA INTEGRATED WATER MANAGEMENT COMMISSION"	0.00	0.00	0.00	1,879,982.34	245,822.04	-19,994.25	0.00	0.00	0.00	0.00	2,105,810.13	2,105,810.13		2,105,810.13
LAW & JUSTICES SECTOR															
534	NATIONAL JUDICIAL COUNCIL- ABUJA	0.00	0.00	0.00	2,468,770,314.00	7,294,863,232.71	0.00	0.00	6,143,774.00	0.00	0.00	9,769,777,320.71	9,769,777,320.71		9,769,777,320.71
535	SUPREME COURT OF NIGERIA	0.00	0.00	0.00	1,764,966,687.57	628,653.59	1,319,858.57	0.00	0.00	0.00	0.00	1,766,915,199.73	1,766,915,199.73		1,766,915,199.73
536	COURT OF APPEAL	0.00	0.00	0.00	1,963,849,120.51	0.00	0.00	0.00	0.00	0.00	0.00	1,963,849,120.51	1,963,849,120.51		1,963,849,120.51
537	FEDERAL HIGH COURT-ABUJA	0.00	0.00	0.00	1,149,371,407.71	0.00	0.00	0.00	0.00	0.00	0.00	1,149,371,407.71	1,149,371,407.71		1,149,371,407.71
538	SHARIA COURT OF APPEAL-ABUJA	0.00	0.00	0.00	0.00	0.00	0.00	161.00	0.00	0.00	0.00	161.00	161.00		161.00
539	CUSTOMARY COURT OF APPEAL- ABUJA	0.00	0.00	0.00	74,415,434.21	0.00	0.00	0.00	0.00	0.00	0.00	74,415,434.21	74,415,434.21		74,415,434.21
540	NATIONAL INDUSTRIAL COURT	0.00	0.00	0.00	651,500,981.53	0.00	0.00	0.00	0.00	0.00	0.00	651,500,981.53	651,500,981.53		651,500,981.53
541	NATIONAL JUDICIAL INSTITUTE-ABUJA	0.00	0.00	0.00	500,000.26	0.00	0.00	0.00	0.00	0.00	0.00	500,000.26	500,000.26		500,000.26
542	JUDICIARY SERVICE COMMITTEE-FCT ABUJA	0.00	0.00	0.00	2,533,949.38	0.00	0.00	0.00	0.00	0.00	0.00	2,533,949.38	2,533,949.38		2,533,949.38
543	FEDERAL JUDICIARY SERVICE COMMISSION- ABUJA	0.00	0.00	0.00	261,353,453.94	0.00	0.00	0.00	0.00	0.00	0.00	261,353,453.94	261,353,453.94		261,353,453.94



NOTE 28

BANK BALANCE -- Contd.

SN	MDA	CONSOLIDATED REVENUE FUND	OAGF CASH BALANCE: TSA SUB RECURRENT ACCOUNT	OAGF CASH BALANCE: TSA SUB RECURRENT ACCOUNT	CASH BALANCE: CAPITAL	CASH BALANCE: PERSONNEL	CASH BALANCE: OVERHEAD	CASH BALANCE: REVENUE	CASH BALANCE: AID & GRANTS	CASH BALANCE: LOANS	CASH BALANCE: OTHER FUNDS	BALANCE AS AT	DR	CR	NET BALANCE
		310101	310102	310103	31020101	31020102	31020103	31020104	31020106	31020107	31020108	2020			
		N	N	N	N	N	N	N	N	N	N	N	N	N	N
544	"FEDERAL MINISTRY OF JUSTICE - HQTRS"	0.00	0.00	0.00	92,752,697.19	1,478,457.38	-234,631.50	0.00	0.00	0.00	0.00	93,996,523.07	93,996,523.07		93,996,523.07
545	"NIGERIAN LAW REFORM COMMISSION"	0.00	0.00	0.00	12,527,908.00	0.00	0.00	0.00	0.00	0.00	0.00	12,527,908.00	12,527,908.00		12,527,908.00
546	LEGAL AID COUNCIL	0.00	0.00	0.00	23,149,561.56	1.14	49,938,197.97	1,130,000.00	1,157,395,160.90	0.00	0.00	1,231,612,921.57	1,231,612,921.57		1,231,612,921.57
547	COUNCIL OF LEGAL EDUCATION	0.00	0.00	0.00	113,710,707.04	35,936.05	786,970.66	1,028,950,587.85	0.00	0.00	0.00	1,143,484,201.60	1,143,484,201.60		1,143,484,201.60
548	"NIGERIA INSTITUTE OF ADVANCED LEGAL STUDIES"	0.00	0.00	0.00	2,451.37	7,359,578.12	-16,908.47	0.00	0.00	0.00	0.00	7,345,121.02	7,345,121.02		7,345,121.02
549	"NATIONAL HUMAN RIGHTS COMMISSION"	0.00	0.00	0.00	43,443,433.80	0.00	0.00	0.00	211,037,408.61	0.00	0.00	254,480,842.41	254,480,842.41		254,480,842.41
550	"REGIONAL CENTRE FOR INTL COMMERCIAL ARBITRATION"	0.00	0.00	0.00	2,415.79	2,193,004.50	-1,329.20	0.00	0.00	0.00	0.00	2,194,091.09	2,194,091.09		2,194,091.09
551	"NATIONAL DRUG LAW ENFORCEMENT AGENCY"	0.00	0.00	0.00	1,455,396,376.09	166,039.90	-25,236.27	0.00	0.00	0.00	0.00	1,455,537,179.72	1,455,537,179.72		1,455,537,179.72
552	NIGERIAN COPYRIGHT COMMISSION	0.00	0.00	0.00	3,024,237.00	29,441,165.86	-14,465.94	0.00	0.00	0.00	0.00	32,450,936.92	32,450,936.92		32,450,936.92
553	"NATIONAL AGENCY FOR THE PROHIBITION OF TRAFFIC IN PERSONS"	0.00	0.00	0.00	170,572,595.93	1,527,212.19	-25,443.54	0.00	0.00	0.00	0.00	172,074,364.58	172,074,364.58		172,074,364.58
554	"INDEPENDENT CORRUPT PRACTICES AND RELATED OFFENCES COMMISSION"	0.00	0.00	0.00	302,311,154.02	909,601.90	-120,184.36	0.00	0.00	0.00	0.00	303,100,571.56	303,100,571.56		303,100,571.56
555	CODE OF CONDUCT BUREAU	0.00	0.00	0.00	150,306,413.55	0.00	-57,844.86	0.00	0.00	0.00	0.00	150,248,568.69	150,248,568.69		150,248,568.69
REGIONAL SECTOR															
556	"FEDERAL CAPITAL TERRITORY ADMINISTRATION"	0.00	0.00	0.00	14,592,356,448.98	0.00	-168,667.50	0.00	0.00	0.00	0.00	14,592,187,781.48	14,592,187,781.48		14,592,187,781.48
557	"FEDERAL MINISTRY OF NIGER DELTA HQTRS"	0.00	0.00	0.00	18,831,551,189.27	5,455,549.02	-588,113.07	0.00	0.00	0.00	0.00	18,836,418,625.22	18,836,418,625.22		18,836,418,625.22
SOCIAL SECTOR															
558	"FEDERAL MINISTRY OF YOUTH & SPORTS DEVELOPMENT - HQTRS"	0.00	0.00	0.00	3,071,205,376.21	108,197,918.78	2,161,747,411.52	0.00	0.00	0.00	0.00	5,341,150,706.51	5,341,150,706.51		5,341,150,706.51
559	"CITIZENSHIP AND LEADERSHIP TRAINING CENTRE"	0.00	0.00	0.00	36,689,255.36	0.00	-19,105.23	9,488.68	0.00	0.00	0.00	36,679,638.81	36,679,638.81		36,679,638.81
560	"NATIONAL YOUTH SERVICE CORPS (NSCY)"	0.00	0.00	0.00	10,105,146.15	0.00	-521,275.05	0.00	0.00	0.00	0.00	9,583,871.10	9,583,871.10		9,583,871.10
561	NIGERIA FOOTBALL FEDERATION	0.00	0.00	0.00	8,435,413.23	95,083.23	-3,838.07	0.00	775,366,515.75	0.00	0.00	783,893,174.14	783,893,174.14		783,893,174.14
562	NIGERIA INSTITUTE FOR SPORTS (NIS)	0.00	0.00	0.00	27,038,708.08	30,054,385.04	-2,598.96	24,889.23	0.00	0.00	0.00	57,115,383.39	57,115,383.39		57,115,383.39
563	"FEDERAL MINISTRY OF WOMEN AFFAIRS - HQTRS"	0.00	0.00	0.00	866,316,905.14	40,912,899.53	-147,584.79	30,061,304.00	0.00	0.00	0.00	937,143,523.88	937,143,523.88		937,143,523.88
564	"NATIONAL CENTRE FOR WOMEN DEVELOPMENT"	0.00	0.00	0.00	828,306,540.91	6,480,002.71	124,890,458.12	0.00	0.00	0.00	0.00	959,677,001.74	959,677,001.74		959,677,001.74
565	FEDERAL MINISTRY OF EDUCATION - HQTRS	0.00	0.00	0.00	8,119,847,006.66	9,621,815.56	1,042,734,104.90	40,679,304.96	104,310,567.50	0.00	0.00	9,317,192,799.58	9,317,192,799.58		9,317,192,799.58
566	"WEST AFRICAN EXAMINATION COUNCIL (INTERNATIONAL)"	0.00	0.00	0.00	19,260,330.90	26,088.81	884,033.19	0.00	0.00	0.00	0.00	20,170,452.90	20,170,452.90		20,170,452.90
567	JOINT ADMISSIONS MATRICULATION BOARD	0.00	0.00	0.00	0.00	42,030,712.38	0.00	0.00	0.00	0.00	0.00	42,030,712.38	42,030,712.38		42,030,712.38



NOTE 28

BANK BALANCE -- Contd.

S/N	MDA	CONSOLIDATED	OAGF CASH	OAGF CASH	CASH BALANCE:	CASH BALANCE:	CASH BALANCE:	CASH BALANCE:	CASH BALANCE:	CASH BALANCE:	CASH BALANCE:	BALANCE AS AT	DR	CR	NET BALANCE
		REVENUE FUND	BALANCE: TSA	BALANCE: TSA	CAPITAL	PERSONNEL	OVERHEAD	REVENUE	AID & GRANTS	LOANS:	OTHER FUNDS	2020			
		310101	31010102	31010103	31020101	31020102	31020103	31020104	31020106	31020107	31020108				
		N	N	N	N	N	N	N	N	N	N	N	N	N	N
568	"WEST AFRICAN EXAMINATION COUNCIL (LOCAL)"	0.00	0.00	0.00	69,365,572.31	42,951,618.23	-364,244.55	0.00	0.00	0.00	0.00	111,952,945.99	111,952,945.99		111,952,945.99
569	"NATIONAL INSTITUTE FOR EDUCATION PLANNING & ADMINISTRATION"	0.00	0.00	0.00	75,909,943.73	1.00	-29,109.47	0.00	0.00	0.00	0.00	75,880,835.26	75,880,835.26		75,880,835.26
570	NATIONAL LIBRARY OF NIGERIA	0.00	0.00	0.00	760,909,578.21	72,072,230.29	-46,662.95	0.00	0.00	0.00	0.00	832,935,145.55	832,935,145.55		832,935,145.55
571	NATIONAL EXAMINATIONS COUNCIL	0.00	0.00	0.00	2,040,104.05	352,983,006.33	-430.00	262,251,752.78	0.00	0.00	0.00	617,274,433.16	617,274,433.16		617,274,433.16
572	MASS LITERACY COUNCIL	0.00	0.00	0.00	239,420,590.66	1,934,025.99	-37,660.94	0.00	0.00	0.00	0.00	241,316,955.71	241,316,955.71		241,316,955.71
573	NOMADIC EDUCATION COMMISSION	0.00	0.00	0.00	289,040,271.75	0.57	-48,560.75	446,781,034.54	43,967,803.00	0.00	0.00	779,740,549.11	779,740,549.11		779,740,549.11
574	"NATIONAL EDUCATION RESEARCH & DEVELOPMENT COUNCIL"	0.00	0.00	0.00	165,770,110.70	0.90	-15,144.77	0.00	0.00	0.00	0.00	165,754,966.83	165,754,966.83		165,754,966.83
575	"NATIONAL BUSINESS AND TECHNICAL EDUCATION BOARD"	0.00	0.00	0.00	31,264,900.10	9,019,278.04	42,487.76	0.00	0.00	0.00	0.00	40,326,665.90	40,326,665.90		40,326,665.90
576	"TEACHERS REGISTRATION COUNCIL OF NIGERIA"	0.00	0.00	0.00	36,826,412.90	5,124,883.89	1,425.99	2,542,145.42	0.00	0.00	0.00	44,494,868.20	44,494,868.20		44,494,868.20
577	"COMPUTER REGISTRATION COUNCIL OF NIGERIA"	0.00	0.00	0.00	66,898.10	795,084.23	9,524.15	6,512,089.80	0.00	0.00	0.00	7,383,596.28	7,383,596.28		7,383,596.28
578	"NATIONAL COMMISSION FOR COLLEGE EDUCATION SECRETARIAT"	0.00	0.00	0.00	18,448,225.61	56,073,262.16	-77,703.11	4,753,007.05	19,980,871.67	0.00	0.00	99,177,663.38	99,177,663.38		99,177,663.38
579	NATIONAL TEACHERS INSTITUTE	0.00	0.00	0.00	173,716,605.53	119,381,871.14	29,588.42	141,432,798.95	0.00	0.00	0.00	434,560,864.04	434,560,864.04		434,560,864.04
580	FEDERAL POLYTECHNIC ADO-EKITI	0.00	0.00	0.00	44,407,773.23	166,271.24	86,224.79	0.00	0.00	0.00	0.00	44,660,269.26	44,660,269.26		44,660,269.26
581	FEDERAL POLYTECHNIC BAUCHI	0.00	0.00	0.00	17,902,784.35	2,457.92	365.96	-7,977,830.99	253,753,312.85	0.00	0.00	263,681,090.09	263,681,090.09		263,681,090.09
582	FEDERAL POLYTECHNIC BIDA	0.00	0.00	0.00	3,653,261.86	1,314,051,391.12	4,121.70	0.00	0.00	0.00	0.00	1,317,708,774.68	1,317,708,774.68		1,317,708,774.68
583	FEDERAL POLYTECHNIC IDAH	0.00	0.00	0.00	4,029,219.56	6,241.24	-16,795.60	21,810,656.95	65,425,006.00	0.00	0.00	91,254,328.15	91,254,328.15		91,254,328.15
584	FEDERAL POLYTECHNIC KAURA-NAMODA	0.00	0.00	0.00	37,339,711.94	936,092.07	-18,925.57	46,854,914.60	760,680,054.57	0.00	0.00	845,791,847.61	845,791,847.61		845,791,847.61
585	FEDERAL POLYTECHNIC MUBI	0.00	0.00	0.00	4,105,456.62	3,320,907.52	-8,856.18	-30,026,235.01	75,970,347.39	0.00	0.00	53,361,620.34	53,361,620.34		53,361,620.34
586	FEDERAL POLYTECHNIC NASARAWA	0.00	0.00	0.00	44,407,773.23	166,271.24	86,224.79	0.00	0.00	0.00	0.00	44,660,269.26	44,660,269.26		44,660,269.26
587	"AKANU IBIAM FEDERAL POLYTECHNIC, UNWANA - AFIKPO"	0.00	0.00	0.00	18,848,889.19	0.00	-12,254.87	260,225.26	59,385,326.99	0.00	0.00	78,482,186.57	78,482,186.57		78,482,186.57
588	FEDERAL POLYTECHNIC KADUNA	0.00	0.00	0.00	68,104,458.54	649,532.47	13,510,485.23	340,810,311.64	21,298,032.79	0.00	0.00	444,372,820.67	444,372,820.67		444,372,820.67
589	FEDERAL POLYTECHNIC OFFA	0.00	0.00	0.00	24,950,434.50	2,782.37	-12,555.80	0.00	132,621,032.87	0.00	0.00	157,561,693.94	157,561,693.94		157,561,693.94
590	FEDERAL POLYTECHNIC EDE	0.00	0.00	0.00	23,885,921.79	292,261.20	8,962,863.09	256,056,534.98	586,079,757.11	0.00	0.00	875,277,338.17	875,277,338.17		875,277,338.17
591	FEDERAL POLYTECHNIC AUCHI	0.00	0.00	0.00	6,635,492.32	165,548,966.06	7,920,945.41	599,683,727.10	210,014,657.77	0.00	0.00	989,803,788.66	989,803,788.66		989,803,788.66
592	FEDERAL POLYTECHNIC NEKEDE	0.00	0.00	0.00	5,001,767.20	668.46	47,483.47	45,598,294.98	305,683,359.26	0.00	0.00	356,331,573.37	356,331,573.37		356,331,573.37
593	FEDERAL POLYTECHNIC OKO	0.00	0.00	0.00	31,016,538.22	1,046,745.67	36,840.50	1,172,691,300.60	-1,141,104,210.29	0.00	0.00	63,687,214.70	63,687,214.70		63,687,214.70



NOTE 28

BANK BALANCE -- Contd.

S/N	MDA	CONSOLIDATED REVENUE FUND	OAGF CASH BALANCE: TSA SUB RECURRENT ACCOUNT	OAGF CASH BALANCE: TSA SUB RECURRENT ACCOUNT	CASH BALANCE: CAPITAL	CASH BALANCE: PERSONNEL	CASH BALANCE: OVERHEAD	CASH BALANCE: REVENUE	CASH BALANCE: AID & GRANTS	CASH BALANCE: LOANS	CASH BALANCE: OTHER FUNDS	BALANCE AS AT	DR	CR	NET BALANCE
		310101	310102	310103	310201	310202	310203	310204	310206	310207	310208	2020			
		N	N	N	N	N	N	N	N	N	N	N	N	N	N
594	FEDERAL POLYTECHNIC DAMATURU	0.00	0.00	0.00	3,347.62	421,084,833.22	584.68	1,275,905.00	227,246,413.33	0.00	0.00	649,611,083.85	649,611,083.85		649,611,083.85
595	FEDERAL POLYTECHNIC HUSSAINI ADAMU	0.00	0.00	0.00	11,137,610.08	98,201,459.43	40,851.20	1,597,846.07	273,713,182.93	0.00	0.00	384,690,949.71	384,690,949.71		384,690,949.71
596	FEDERAL POLYTECHNIC GWANDU	0.00	0.00	0.00	7,045,029.97	287,767,235.54	-2,746.78	56,034,054.19	0.00	0.00	0.00	350,843,572.92	350,843,572.92		350,843,572.92
597	FEDERAL POLYTECHNIC ILARO	0.00	0.00	0.00	-112,503,082.92	6,346.51	-80,517.02	137,143,858.79	7,046,616.31	0.00	0.00	31,613,221.67	31,613,221.67		31,613,221.67
598	YABA COLLEGE OF TECHNOLOGY	0.00	0.00	0.00	80,219,288.30	1,789,059.47	1,967,855.49	2,287,026.97	0.00	0.00	0.00	86,263,230.23	86,263,230.23		86,263,230.23
599	FEDERAL POLYTECHNIC BALI	0.00	0.00	0.00	2,182,395.09	56,459,333.85	-627.17	0.00	0.00	0.00	0.00	58,641,101.77	58,641,101.77		58,641,101.77
600	FEDERAL POLYTECHNIC EKOWE	0.00	0.00	0.00	44,525,905.20	164,304.52	8,551.56	0.00	0.00	0.00	0.00	44,698,761.28	44,698,761.28		44,698,761.28
601	FEDERAL POLYTECHNIC BONNY	0.00	0.00	0.00	12,000.00	61,040,362.68	34,911.49	0.00	0.00	0.00	0.00	61,087,274.17	61,087,274.17		61,087,274.17
602	FEDERAL POLYTECHNIC UKANA	0.00	0.00	0.00	15,145,600.98	41,007.34	2,203.79	1,048,450.70	33,298,447.35	0.00	0.00	49,535,710.16	49,535,710.16		49,535,710.16
603	"NATIONAL INSTITUTE FOR CONSTRUCTION TECHNOLOGY UROMI, EDO STATE"	0.00	0.00	0.00	1,343,694.90	5,287,280.12	588.88	0.00	0.00	0.00	0.00	6,631,563.90	6,631,563.90		6,631,563.90
604	"FEDERAL POLYTECHNIC, ILE-OLULU, ONDO STATE"	0.00	0.00	0.00	83,638,911.24	45,332,797.61	7,465.73	36,698,514.27	470,413,965.63	0.00	0.00	636,091,654.48	636,091,654.48		636,091,654.48
605	FEDERAL COLLEGE OF EDUCATION ABEOKUTA	0.00	0.00	0.00	11,927,112.79	437,027.00	-9,307.39	0.00	0.00	0.00	0.00	12,354,832.40	12,354,832.40		12,354,832.40
606	FEDERAL COLLEGE OF EDUCATION AKOKA	0.00	0.00	0.00	33,566,747.75	5,300,719.83	813,216.75	0.00	0.00	0.00	0.00	39,680,684.33	39,680,684.33		39,680,684.33
607	FEDERAL COLLEGE OF EDUCATION ASABA	0.00	0.00	0.00	22,944,757.70	3,447,301.67	61,443.80	0.00	0.00	0.00	0.00	26,453,503.17	26,453,503.17		26,453,503.17
608	FEDERAL COLLEGE OF EDUCATION BICHI	0.00	0.00	0.00	55,649,413.45	31,000.00	3,296.57	1,122,853.74	104,289,837.57	0.00	0.00	161,096,401.33	161,096,401.33		161,096,401.33
609	FEDERAL COLLEGE OF EDUCATION GOMBE	0.00	0.00	0.00	32,446,800.28	26,669.04	-17,513.13	46,087,819.72	368,506,383.92	0.00	0.00	447,050,159.83	447,050,159.83		447,050,159.83
610	FEDERAL COLLEGE OF EDUCATION GUSAU	0.00	0.00	0.00	11,292,169.46	1,959.51	-4,183.08	0.00	0.00	0.00	0.00	11,289,945.89	11,289,945.89		11,289,945.89
611	FEDERAL COLLEGE OF EDUCATION KANO	0.00	0.00	0.00	110,441,434.19	941,969.87	20,086.66	275,143,197.07	1,125,887,870.13	0.00	0.00	1,512,434,557.92	1,512,434,557.92		1,512,434,557.92
612	FEDERAL COLLEGE OF EDUCATION KATSINA	0.00	0.00	0.00	4,137,675.16	10,479.21	-1,278.37	17,262,880.80	220,376,796.63	0.00	0.00	241,786,553.43	241,786,553.43		241,786,553.43
613	"FEDERAL COLLEGE OF EDUCATION KOTANGORA"	0.00	0.00	0.00	1,232,732.31	26,910.09	965,938.68	0.00	0.00	0.00	0.00	2,225,581.08	2,225,581.08		2,225,581.08
614	FEDERAL COLLEGE OF EDUCATION OBUDE	0.00	0.00	0.00	251,175,862.02	3,728,537.40	-23,887.12	1,241,467.68	621,793,729.07	0.00	0.00	877,915,709.05	877,915,709.05		877,915,709.05
615	FEDERAL COLLEGE OF EDUCATION OKENE	0.00	0.00	0.00	192,913,931.89	0.00	-14,297.50	2,467,804.68	170,797,435.91	0.00	0.00	366,164,874.98	366,164,874.98		366,164,874.98
616	FEDERAL COLLEGE OF EDUCATION OMUKU	0.00	0.00	0.00	2,630,186.21	0.00	-75,011.10	0.00	0.00	0.00	0.00	2,555,175.11	2,555,175.11		2,555,175.11
617	FEDERAL COLLEGE OF EDUCATION ONDO	0.00	0.00	0.00	44,635,153.18	65,589.12	2,419.66	24,447,609.08	290,040,252.32	0.00	0.00	359,191,023.36	359,191,023.36		359,191,023.36
618	FEDERAL COLLEGE OF EDUCATION OYO	0.00	0.00	0.00	137,588,992.03	1,582.85	138,117.17	0.00	0.00	0.00	0.00	137,728,692.05	137,728,692.05		137,728,692.05
619	FEDERAL COLLEGE OF EDUCATION PANKSHIN	0.00	0.00	0.00	3,751,759.52	764.81	15,843.11	2,000,000.00	292,755,816.46	0.00	0.00	298,524,183.90	298,524,183.90		298,524,183.90
620	FEDERAL COLLEGE OF EDUCATION POTISKUM	0.00	0.00	0.00	21,194,362.21	2,712,300.91	103,065.36	39,268,871.00	263,630,915.00	0.00	0.00	326,909,514.48	326,909,514.48		326,909,514.48



NOTE 28

BANK BALANCE -- Contd.

SN	MDA	CONSOLIDATED	OAGF CASH	OAGF CASH	CASH BALANCE:	CASH BALANCE:	CASH BALANCE:	CASH BALANCE:	CASH BALANCE:	CASH BALANCE:	CASH BALANCE:	BALANCE AS AT	DR	CR	NET BALANCE
		REVENUE FUND	BALANCE: TSA	BALANCE: TSA	CAPITAL	PERSONNEL	OVERHEAD	REVENUE	AID & GRANTS	LOANS:	OTHER FUNDS	2020			
		310101	31010102	31010103	31020101	31020102	31020103	31020104	31020106	31020107	31020108				
	N	N	N	N	N	N	N	N	N	N	N	N	N	N	N
621	FEDERAL COLLEGE OF EDUCATION UMUNZE	0.00	0.00	0.00	154,091.91	11,274.02	14,426.65	0.00	0.00	0.00	0.00	179,792.58	179,792.58		179,792.58
622	FEDERAL COLLEGE OF EDUCATION YOLA	0.00	0.00	0.00	8,326,544.24	33.96	51,324.21	42,739.48	231,217,053.09	0.00	0.00	239,637,694.98	239,637,694.98		239,637,694.98
623	FEDERAL COLLEGE OF EDUCATION ZARIA	0.00	0.00	0.00	6,342,237.42	33.50	-349.27	0.00	0.00	0.00	0.00	6,341,921.65	6,341,921.65		6,341,921.65
624	"FEDERAL COLLEGE OF EDUCATION EHA-AMUFU"	0.00	0.00	0.00	9,967.81	100.85	-4,354.41	0.00	0.00	0.00	0.00	5,714.25	5,714.25		5,714.25
625	"ALYAN IKOKU COLLEGE OF EDUCATION, OWERRI"	0.00	0.00	0.00	43,403,408.57	36,230.79	-2,819.76	406,955.02	201,753,394.22	0.00	0.00	245,597,168.84	245,597,168.84		245,597,168.84
626	"NATIONAL UNIVERSITIES COMMISSION SECRETARIAT"	0.00	0.00	0.00	22,171,694.81	21,360,040.64	-7,703.99	582,188,025.13	812,681,498.79	0.00	0.00	1,438,393,555.38	1,438,393,555.38		1,438,393,555.38
627	UNIVERSITY OF IBADAN	0.00	0.00	0.00	60,245,067.70	900,231,578.02	-2,287.08	0.00	0.00	0.00	0.00	960,474,358.64	960,474,358.64		960,474,358.64
628	UNIVERSITY OF LAGOS	0.00	0.00	0.00	80,688,529.73	816,281,865.78	53,843,003.47	0.00	0.00	0.00	0.00	950,813,398.98	950,813,398.98		950,813,398.98
629	UNIVERSITY OF NIGERIA, NNSUKA	0.00	0.00	0.00	124,569,414.88	970,088,885.32	2,294,617.13	-147,210,850.94	368,506,986.92	0.00	0.00	1,318,249,053.31	1,318,249,053.31		1,318,249,053.31
630	AHMADU BELLO UNIVERSITY, ZARIA	0.00	0.00	0.00	112,903,080.37	794,609,977.64	-21,944.04	-208,419,063.27	-451,376,440.39	0.00	0.00	247,695,610.31	247,695,610.31		247,695,610.31
631	OBAFEMI AWOLOWO UNIVERSITY	0.00	0.00	0.00	10,626,163.73	382,647,764.87	3,032,297.62	1,150,761,736.21	3,170,427,925.07	0.00	0.00	4,717,495,887.50	4,717,495,887.50		4,717,495,887.50
632	UNIVERSITY OF BENIN	0.00	0.00	0.00	8,783,094.82	301,992,092.87	420,858.75	47,779,053.00	9,944,042,541.68	0.00	0.00	10,303,017,641.12	10,303,017,641.12		10,303,017,641.12
633	UNIVERSITY OF JOS	0.00	0.00	0.00	5,180,127.90	763,825,327.91	48,682.09	309,102,860.82	492,772,040.91	0.00	0.00	1,570,929,039.63	1,570,929,039.63		1,570,929,039.63
634	UNIVERSITY OF CALABAR	0.00	0.00	0.00	2,615,889.30	407,174,764.21	-4,582.90	0.00	0.00	0.00	0.00	409,786,070.61	409,786,070.61		409,786,070.61
635	UNIVERSITY OF ILORIN	0.00	0.00	0.00	39,536,524.42	697,612,777.52	968.42	1,488,400,527.46	2,741,450,046.75	0.00	0.00	4,967,000,844.57	4,967,000,844.57		4,967,000,844.57
636	UNIVERSITY OF ABUJA	0.00	0.00	0.00	1,085,918,004.19	269,769,102.50	-9,068.27	311,208,006.60	1,024,990,394.57	912,407,762.09	0.00	3,604,284,201.68	3,604,284,201.68		3,604,284,201.68
637	UNIVERSITY OF PORT HARCOURT	0.00	0.00	0.00	5,732,663.56	362,044,053.21	2,864.72	0.00	0.00	0.00	0.00	367,779,581.49	367,779,581.49		367,779,581.49
638	"ABUBAKAR TAFAWA BALEWA UNIVERSITY, BAUCHI"	0.00	0.00	0.00	289,356.65	234,690,125.68	145,114.58	0.00	0.00	0.00	0.00	235,124,596.91	235,124,596.91		235,124,596.91
639	UNIVERSITY OF TECHNOLOGY, OWERRI	0.00	0.00	0.00	395,373,402.19	489,903,581.54	378,561.49	63,644,355.56	-394,662,824.23	0.00	0.00	554,637,076.55	554,637,076.55		554,637,076.55
640	FEDERAL UNIVERSITY OF TECHNOLOGY, AKURE	0.00	0.00	0.00	65,608,949.21	452,383,995.28	11,441.14	0.00	0.00	0.00	0.00	518,004,385.63	518,004,385.63		518,004,385.63
641	"FEDERAL UNIVERSITY OF TECHNOLOGY, MINNA"	0.00	0.00	0.00	70,614,642.46	154,781,308.42	16,544,406.80	0.00	0.00	0.00	0.00	241,940,357.68	241,940,357.68		241,940,357.68
642	FEDERAL UNIVERSITY OF TECHNOLOGY, YOLA	0.00	0.00	0.00	9,787,328.99	225,120,915.24	130,119.25	383,334,897.81	623,784,094.09	0.00	0.00	1,242,157,355.38	1,242,157,355.38		1,242,157,355.38
643	UNIVERSITY OF UYO	0.00	0.00	0.00	6,952,687.64	672,148,873.10	-3,112.50	401,759,880.60	0.00	0.00	0.00	1,080,858,328.84	1,080,858,328.84		1,080,858,328.84
644	UNIVERSITY OF MAIDUGURI	0.00	0.00	0.00	276,327,741.88	158,330,012.95	135,980.50	77,972,907.83	15,423,564.69	0.00	0.00	528,190,207.85	528,190,207.85		528,190,207.85
645	NNAMDI AZIKIWE UNIVERSITY, AWKA	0.00	0.00	0.00	39,304,312.16	934,458,983.47	-9,941.77	124,247,677.10	1,450,739,973.03	0.00	0.00	2,548,741,003.99	2,548,741,003.99		2,548,741,003.99
646	BAYERO UNIVERSITY, KANO	0.00	0.00	0.00	52,293,523.56	739,103,246.39	2,274,757.01	675,408,515.27	-532,178,469.73	0.00	0.00	936,901,572.50	936,901,572.50		936,901,572.50
647	USMAN DAN FODIO UNIVERSITY, SOKOTO	0.00	0.00	0.00	12,810,921.46	334,841,886.76	3,188,859.12	0.00	0.00	0.00	0.00	350,841,667.34	350,841,667.34		350,841,667.34
648	NATIONAL MATHEMATICAL CENTRE, SHEDA	0.00	0.00	0.00	31,780,768.59	1,435,504.50	-19,477.67	0.00	0.00	0.00	0.00	33,196,795.42	33,196,795.42		33,196,795.42
649	"FRENCH LANGUAGE VILLAGE BADAGARY, LAGOS"	0.00	0.00	0.00	31,407,198.90	7,310,350.32	-6,339.20	0.00	0.00	0.00	0.00	38,711,210.02	38,711,210.02		38,711,210.02



NOTE 28

BANK BALANCE -- Contd.

SN	MDA	CONSOLIDATED REVENUE FUND	OAGF CASH BALANCE: TSA SUB RECURRENT ACCOUNT	OAGF CASH BALANCE: TSA SUB RECURRENT ACCOUNT	CASH BALANCE: CAPITAL	CASH BALANCE: PERSONNEL	CASH BALANCE: OVERHEAD	CASH BALANCE: REVENUE	CASH BALANCE: AID & GRANTS	CASH BALANCE: LOANS	CASH BALANCE: OTHER FUNDS	BALANCE AS AT	DR	CR	NET BALANCE
		310101	310102	310103	31020101	31020102	31020103	31020104	31020106	31020107	31020108	2020			
		N	N	N	N	N	N	N	N	N	N	N	N	N	N
650	ARABIC LANGUAGE VILLAGE BORNO	0.00	0.00	0.00	5,959,074.65	14,229,592.20	172,027.25	0.00	0.00	0.00	0.00	20,360,694.10	20,360,694.10		20,360,694.10
651	"NATIONAL INSTITUTE FOR NIGERIAN LANGUAGES"	0.00	0.00	0.00	7,944,889.89	6,452,724.74	-9,671.64	413,532.98	0.00	0.00	0.00	14,801,475.97	14,801,475.97		14,801,475.97
652	FEDERAL UNIVERSITY OYE-EKITI	0.00	0.00	0.00	67,151,258.34	140,803,375.76	4,393.30	27,297,548.39	1,262,659,117.28	0.00	0.00	1,497,915,693.05	1,497,915,693.05		1,497,915,693.05
653	FEDERAL UNIVERSITY OTUOKE	0.00	0.00	0.00	0.00	237,001,377.41	-6,773.16	-219,253,581.33	50,219,318.12	0.00	0.00	67,960,341.04	67,960,341.04		67,960,341.04
654	FEDERAL UNIVERSITY DUTSE	0.00	0.00	0.00	14,522,226.88	135,391,668.76	-9,341.22	171,793,980.49	295,358,773.38	0.00	0.00	617,057,308.29	617,057,308.29		617,057,308.29
655	"ALEX EKWUEME FEDERAL UNIVERSITY NDIJUFU ALIKE IKWO"	0.00	0.00	0.00	54,324,877.41	6,574,848,878.32	1,177,947.26	1,519,803.70	451,832,512.47	0.00	0.00	7,083,704,019.16	7,083,704,019.16		7,083,704,019.16
656	FEDERAL UNIVERSITY LAFIA	0.00	0.00	0.00	37,893,510.21	73,861,538.98	-14,239.05	0.00	0.00	0.00	0.00	111,740,810.14	111,740,810.14		111,740,810.14
657	FEDERAL UNIVERSITY DUTSIN-MA	0.00	0.00	0.00	20,737,360.20	193,451,042.13	818,702.93	6,749,314.55	1,602,804,174.08	0.00	0.00	1,824,560,593.89	1,824,560,593.89		1,824,560,593.89
658	FEDERAL UNIVERSITY KASHERE	0.00	0.00	0.00	33,813,198.24	132,380,155.64	103,925.23	16,663,306.87	654,304,909.01	1,068,333.33	0.00	838,333,828.32	838,333,828.32		838,333,828.32
659	FEDERAL UNIVERSITY LOKOJA	0.00	0.00	0.00	34,643,303.13	63,931,396.34	-18,241.31	-220,299,499.22	288,671,125.37	0.00	0.00	166,928,084.31	166,928,084.31		166,928,084.31
660	FEDERAL UNIVERSITY WUKARI	0.00	0.00	0.00	673,548,846.86	275,352,901.01	19,740.35	-9,943,218.86	244,295,858.50	0.00	0.00	1,183,274,127.86	1,183,274,127.86		1,183,274,127.86
661	FEDERAL UNIVERSITY OF BERNIN KEBBI	0.00	0.00	0.00	19,568,849.10	116,373,697.42	476.88	77,693,549.46	865,300,260.06	0.00	0.00	1,078,936,832.92	1,078,936,832.92		1,078,936,832.92
662	FEDERAL UNIVERSITY OF GASHUA	0.00	0.00	0.00	33,876,021.81	75,548,615.35	-11,184.41	0.00	0.00	0.00	0.00	109,413,452.75	109,413,452.75		109,413,452.75
663	FEDERAL UNIVERSITY OF GUSAU	0.00	0.00	0.00	8,209,130.13	159,845,709.11	-3,631.30	0.00	0.00	0.00	0.00	168,051,207.94	168,051,207.94		168,051,207.94
664	NIGERIA MARITIME UNIVERSITY, OKERENKOKO	0.00	0.00	0.00	102,861,759.55	65,385.51	3,951,300.95	1,903,848.15	1,788,800.00	0.00	0.00	110,571,094.16	110,571,094.16		110,571,094.16
665	"INTERNATIONAL CENTRE FOR BIOTECHNOLOGY, UNIVERSITY OF NIGERIA NSUKKA, ENUGU STATE"	0.00	0.00	0.00	25,793,917.22	0.00	0.14	0.00	0.00	0.00	0.00	25,793,917.36	25,793,917.36		25,793,917.36
666	NIGERIAN ARMY UNIVERSITY BIU	0.00	0.00	0.00	309,174,885.13	6,737.72	4,431,769.83	130,921,754.19	0.00	0.00	0.00	444,535,146.87	444,535,146.87		444,535,146.87
667	"DIVISION OF AGRICULTURAL COLLEGE, ABU ZARIA"	0.00	0.00	0.00	51,239,523.59	45,076,172.97	-7,980.90	-7,128,912.27	0.00	0.00	0.00	89,178,803.39	89,178,803.39		89,178,803.39
668	"FEDERAL UNIVERSITY OF PETROLEUM RESOURCES, EFFURUN"	0.00	0.00	0.00	3,590.05	68,679,756.79	-21,637.16	0.00	0.00	0.00	0.00	68,661,669.68	68,661,669.68		68,661,669.68
669	NATIONAL OPEN UNIVERSITY	0.00	0.00	0.00	250,467,746.60	512,172,940.50	42,994.22	0.00	0.00	0.00	0.00	762,683,681.32	762,683,681.32		762,683,681.32
670	ES.C. SOKOTO	0.00	0.00	0.00	983,330.73	3,512,588.91	-9,272.70	0.00	0.00	0.00	0.00	4,486,646.94	4,486,646.94		4,486,646.94
671	FGC AZARE	0.00	0.00	0.00	40,725,664.37	8,522,704.75	1,915,764.00	0.00	0.00	0.00	0.00	51,164,133.12	51,164,133.12		51,164,133.12
672	FGC BUNI-YADI	0.00	0.00	0.00	25,220,981.84	0.00	30,630.35	1,281,023.00	0.00	0.00	0.00	26,532,635.19	26,532,635.19		26,532,635.19
673	FGC BIRNIAURI	0.00	0.00	0.00	12,486.46	0.00	21,166.85	0.00	0.00	0.00	0.00	33,653.31	33,653.31		33,653.31
674	FGC DAURA	0.00	0.00	0.00	8,051,700.78	4,984,258.62	606,241.05	255,029.84	0.00	0.00	0.00	13,897,230.29	13,897,230.29		13,897,230.29
675	FGC GANYE	0.00	0.00	0.00	6,938,824.09	95,015.36	-5,142.80	0.00	0.00	0.00	0.00	7,028,696.65	7,028,696.65		7,028,696.65
676	FGC GARKI	0.00	0.00	0.00	16,479,892.13	14,154,821.76	44,889.68	940,169.66	0.00	0.00	0.00	31,619,773.23	31,619,773.23		31,619,773.23
677	FGC IJANIKIN	0.00	0.00	0.00	7,870,770.88	0.99	221,862.10	2,364,563.00	0.00	0.00	0.00	10,457,196.97	10,457,196.97		10,457,196.97
678	FGC IKET NISE	0.00	0.00	0.00	12,775,124.48	3,454,075.23	62,352.15	50,136.11	0.00	0.00	0.00	16,341,687.97	16,341,687.97		16,341,687.97
679	FGC IKET VANDAKAYA	0.00	0.00	0.00	125,242.48	4,536,837.43	8,408.13	2,606,006.00	0.00	0.00	0.00	7,276,494.04	7,276,494.04		7,276,494.04
680	FGC IKOM	0.00	0.00	0.00	8,306,841.81	0.99	51,330.35	77,524.54	0.00	0.00	0.00	8,435,697.69	8,435,697.69		8,435,697.69
681	FGC IKOT EKPENE	0.00	0.00	0.00	4,012,153.45	5,849,599.34	-9,888.13	17,457,823.07	0.00	0.00	0.00	27,309,687.73	27,309,687.73		27,309,687.73



NOTE 28

BANK BALANCE -- Contd.

SN	MDA	CONSOLIDATED	OAGF CASH	OAGF CASH	CASH BALANCE:	CASH BALANCE:	CASH BALANCE:	CASH BALANCE:	CASH BALANCE:	CASH BALANCE:	CASH BALANCE:	BALANCE AS AT	DR	CR	NET BALANCE
		REVENUE FUND	BALANCE: TSA	BALANCE: TSA	CAPITAL	PERSONNEL	OVERHEAD	REVENUE	AID & GRANTS	LOANS	OTHER FUNDS	2020			
		310101	31010102	31010103	31020101	31020102	31020103	31020104	31020106	31020107	31020108				
	N	N	N	N	N	N	N	N	N	N	N	N	N	N	N
682	FGC IKURIN	0.00	0.00	0.00	52,812,782.73	4,226,203.47	156,286.25	0.00	0.00	0.00	0.00	57,195,272.45	57,195,272.45		57,195,272.45
683	FGC JOS	0.00	0.00	0.00	35,602,728.55	1.00	127,755.80	0.00	0.00	0.00	0.00	35,730,485.35	35,730,485.35		35,730,485.35
684	FGC KADUNA	0.00	0.00	0.00	12,563,840.29	0.22	68,835.05	350,973.36	0.00	0.00	0.00	12,983,648.92	12,983,648.92		12,983,648.92
685	FGC KANO	0.00	0.00	0.00	74,442.16	1,874,532.95	-2,310.44	0.00	0.00	0.00	0.00	1,946,664.67	1,946,664.67		1,946,664.67
686	FGC KEFFI	0.00	0.00	0.00	5,508,561.52	23,770,368.50	22,593,957.29	-17,785,879.15	0.00	0.00	0.00	34,087,008.16	34,087,008.16		34,087,008.16
687	FGC KIWAWA	0.00	0.00	0.00	2,310,141.71	168,034.41	284,746.83	140,000.00	0.00	0.00	0.00	2,902,922.95	2,902,922.95		2,902,922.95
688	FGC KWALI	0.00	0.00	0.00	20,778,265.09	1,926,625.08	258,295.25	0.00	0.00	0.00	0.00	22,963,185.42	22,963,185.42		22,963,185.42
689	FGC MAIDUGURI	0.00	0.00	0.00	6,881,192.20	1,040,741.27	187,753.90	31,136,079.47	0.00	0.00	0.00	39,245,766.84	39,245,766.84		39,245,766.84
690	FGC MINJIBIR	0.00	0.00	0.00	60,560,964.41	729,153.67	-2,554.15	-101,937.15	0.00	0.00	0.00	61,185,626.78	61,185,626.78		61,185,626.78
691	FGC MINNA	0.00	0.00	0.00	40,293,958.76	659,999.12	1,037.00	0.00	0.00	0.00	0.00	40,954,994.88	40,954,994.88		40,954,994.88
692	FGC ODIKOLOGUNA	0.00	0.00	0.00	16,854,532.88	230,179.17	127,073.26	7,011.77	0.00	0.00	0.00	17,208,797.08	17,208,797.08		17,208,797.08
693	FGC ODOGBOLU	0.00	0.00	0.00	18,947,685.27	1.31	2,898.75	0.00	0.00	0.00	0.00	18,950,585.33	18,950,585.33		18,950,585.33
694	FGC OGBOMOSHMO	0.00	0.00	0.00	6,035,137.66	1.00	288,445.35	0.00	0.00	0.00	0.00	6,323,584.01	6,323,584.01		6,323,584.01
695	FGC OGOJA	0.00	0.00	0.00	39,101,921.88	0.00	645,187.45	956,631.06	0.00	0.00	0.00	40,703,740.39	40,703,740.39		40,703,740.39
696	FGC OHAFIA	0.00	0.00	0.00	254,721.34	1,171.22	-3,632.50	2,384,165.84	66,794,388.64	0.00	0.00	69,430,814.54	69,430,814.54		69,430,814.54
697	FGC OKIGWE	0.00	0.00	0.00	46,277,244.87	0.55	461,579.18	0.00	0.00	0.00	0.00	46,738,824.60	46,738,824.60		46,738,824.60
698	FGC OKPESI	0.00	0.00	0.00	36,198,033.11	0.38	1,082,875.80	4,091,908.49	0.00	0.00	0.00	41,372,817.78	41,372,817.78		41,372,817.78
699	FGC ONITSHA	0.00	0.00	0.00	24,339,126.42	5.00	-3,948.55	0.00	0.00	0.00	0.00	24,335,182.87	24,335,182.87		24,335,182.87
700	FGC PORT HARCOURT	0.00	0.00	0.00	9,960,006.47	2.00	97,270.00	-8,167,248.97	0.00	0.00	0.00	1,890,029.50	1,890,029.50		1,890,029.50
701	FGC POTISKUM	0.00	0.00	0.00	10,471,265.64	299,999.96	43,354.75	-5,371,449.00	0.00	0.00	0.00	5,443,171.35	5,443,171.35		5,443,171.35
702	FGC RUBBOCHI	0.00	0.00	0.00	4,811,386.80	0.82	598.25	-15,542.00	0.00	0.00	0.00	4,796,443.87	4,796,443.87		4,796,443.87
703	FGC SOKOTO	0.00	0.00	0.00	38,195,343.53	0.92	-6,242.33	0.00	0.00	0.00	0.00	38,189,102.12	38,189,102.12		38,189,102.12
704	FGC UGWOLAWO	0.00	0.00	0.00	40,073,166.02	1.79	-1,934.80	0.00	0.00	0.00	0.00	40,071,233.01	40,071,233.01		40,071,233.01
705	FGC WARRI	0.00	0.00	0.00	25,032,007.98	360,378.03	12,186.51	783,720.13	0.00	0.00	0.00	26,188,292.65	26,188,292.65		26,188,292.65
706	FGC ZARIA	0.00	0.00	0.00	36,381,271.54	3.99	12,633.14	0.00	0.00	0.00	0.00	36,393,908.67	36,393,908.67		36,393,908.67
707	FGC BILLIRI	0.00	0.00	0.00	22,521,680.57	1.03	8,141.78	75,147.96	0.00	0.00	0.00	22,604,971.34	22,604,971.34		22,604,971.34
708	FGC IDO-ANI	0.00	0.00	0.00	4,398,410.23	7,421,413.90	1,700,642.15	0.00	0.00	0.00	0.00	13,520,466.28	13,520,466.28		13,520,466.28
709	FGC IKOLE	0.00	0.00	0.00	44,709,320.49	5,224,275.87	3,389.17	0.00	0.00	0.00	0.00	49,996,985.53	49,996,985.53		49,996,985.53
710	FGGC ABAJI	0.00	0.00	0.00	129,938.75	2.70	221,682.05	4,166,553.58	0.00	0.00	0.00	4,518,177.08	4,518,177.08		4,518,177.08
711	FGGC AKURE	0.00	0.00	0.00	6,832,821.37	0.55	4,812.55	0.00	0.00	0.00	0.00	6,837,634.47	6,837,634.47		6,837,634.47
712	FGGC ANKA	0.00	0.00	0.00	22,242,928.75	0.99	52,127.97	87,494.17	0.00	0.00	0.00	22,382,551.88	22,382,551.88		22,382,551.88
713	FGGC BAJOGA	0.00	0.00	0.00	10,412,019.40	0.00	21,776.65	-865,505.67	0.00	0.00	0.00	9,568,290.38	9,568,290.38		9,568,290.38
714	FGGC BAKORI	0.00	0.00	0.00	13,190,657.93	6,430,541.87	-3,204.45	0.00	0.00	0.00	0.00	19,617,995.35	19,617,995.35		19,617,995.35
715	FGGC BAUCHI	0.00	0.00	0.00	39,776,200.48	0.07	56,597.53	1,451,141.99	0.00	0.00	0.00	41,283,940.07	41,283,940.07		41,283,940.07
716	FGGC BENIN	0.00	0.00	0.00	34,734,214.19	556,451.48	20,670.45	-3,983,602.17	0.00	0.00	0.00	31,327,733.95	31,327,733.95		31,327,733.95
717	FGGC BIDA	0.00	0.00	0.00	21,521,520.04	1.13	-1,835.54	0.00	225,596.85	0.00	0.00	21,745,282.48	21,745,282.48		21,745,282.48
718	FGGC BWARI	0.00	0.00	0.00	32,398,232.27	719,999.92	100,238.23	267,547.00	0.00	0.00	0.00	33,486,017.42	33,486,017.42		33,486,017.42
719	FGGC CALABAR	0.00	0.00	0.00	48,008,199.52	0.37	166,984.91	212,683.32	0.00	0.00	0.00	48,387,868.12	48,387,868.12		48,387,868.12
720	FGGC EFON ALAYE	0.00	0.00	0.00	35,476,972.52	726,819.49	1,472.55	0.00	0.00	0.00	0.00	36,205,264.56	36,205,264.56		36,205,264.56
721	FGGC EFON IMSRINGI	0.00	0.00	0.00	34,734,214.19	556,451.48	20,670.45	-3,983,602.17	0.00	0.00	0.00	31,327,733.95	31,327,733.95		31,327,733.95
722	FGGC ENUGU	0.00	0.00	0.00	7,942,558.37	0.49	693,550.00	0.00	0.00	0.00	0.00	8,636,108.86	8,636,108.86		8,636,108.86
723	FGGC EZZAMGBO ABAKALIKI	0.00	0.00	0.00	8,885,844.20	0.11	-6,127.50	-1,485.75	0.00	0.00	0.00	8,878,231.06	8,878,231.06		8,878,231.06
724	FGGC GBOKO	0.00	0.00	0.00	30,078,572.02	1.82	374,788.70	0.00	0.00	0.00	0.00	30,453,362.54	30,453,362.54		30,453,362.54
725	FGGC GUSAU	0.00	0.00	0.00	40,434,415.40	1,207,164.20	42,596.17	0.00	0.00	0.00	0.00	41,684,175.77	41,684,175.77		41,684,175.77
726	FGGC GWANDU	0.00	0.00	0.00	36,743,676.39	0.00	67,160.65	0.00	0.00	0.00	0.00	36,810,837.04	36,810,837.04		36,810,837.04
727	FGGC IBILLO	0.00	0.00	0.00	10,187,205.35	0.00	-2,290.95	3,485.50	0.00	0.00	0.00	10,188,399.90	10,188,399.90		10,188,399.90
728	FGGC IBUSA	0.00	0.00	0.00	44,678,502.25	958,473.40	1,147.85	34,020.58	0.00	0.00	0.00	45,672,144.08	45,672,144.08		45,672,144.08
729	FGGC IKOT-OBIO-ITONG	0.00	0.00	0.00	3,513,283.75	893,064.04	20,430.15	72,363.41	0.00	0.00	0.00	4,499,141.35	4,499,141.35		4,499,141.35
730	FGGC ILORIN	0.00	0.00	0.00	13,442,666.51	720,056.13	-357.53	0.00	0.00	0.00	0.00	14,162,365.11	14,162,365.11		14,162,365.11
731	FGGC IPETUMODU	0.00	0.00	0.00	63,725,716.50	150,001.68	23,779.20	97,916.00	0.00	0.00	0.00	63,997,413.38	63,997,413.38		63,997,413.38
732	FGGC JALINGO	0.00	0.00	0.00	30,390,914.37	5,837,670.76	1,918.40	0.00	0.00	0.00	0.00	36,230,503.53	36,230,503.53		36,230,503.53



NOTE 28

BANK BALANCE -- Contd.

SN	MDA	CONSOLIDATED REVENUE FUND	OAGF CASH BALANCE: TSA SUB RECURRENT ACCOUNT	OAGF CASH BALANCE: TSA SUB RECURRENT ACCOUNT	CASH BALANCE: CAPITAL	CASH BALANCE: PERSONNEL	CASH BALANCE: OVERHEAD	CASH BALANCE: REVENUE	CASH BALANCE: AID & GRANTS	CASH BALANCE: LOANS	CASH BALANCE: OTHER FUNDS	BALANCE AS AT	DR	CR	NET BALANCE
		310101	310102	310103	310201	310202	310203	310204	310206	310207	310208	2020			
		N	N	N	N	N	N	N	N	N	N	N	N	N	N
733	FGGC KABBA	0.00	0.00	0.00	31,384,838.53	4,616,545.71	3,472.60	1,474,136.02	0.00	0.00	0.00	37,479,012.86	37,479,012.86		37,479,012.86
734	FGGC KAZAURE	0.00	0.00	0.00	224,883.30	9,622,078.00	17,685.25	0.00	0.00	0.00	0.00	9,864,646.55	9,864,646.55		9,864,646.55
735	FGGC KEANA	0.00	0.00	0.00	16,574,238.51	426,079.36	-152.76	0.00	0.00	0.00	0.00	17,000,165.11	17,000,165.11		17,000,165.11
736	FGGC LANGTANG	0.00	0.00	0.00	20,423,520.92	4,417,370.12	128,709.80	0.00	0.00	0.00	0.00	24,969,600.84	24,969,600.84		24,969,600.84
737	FGGC LEJJA	0.00	0.00	0.00	31,767,760.77	109,222.32	151,253.24	859,600.00	0.00	0.00	0.00	32,887,836.33	32,887,836.33		32,887,836.33
738	FGGC MONGUNO	0.00	0.00	0.00	1,677,618.59	1.06	11,751.04	0.00	0.00	0.00	0.00	1,689,370.69	1,689,370.69		1,689,370.69
739	FGGC NEW BUSA	0.00	0.00	0.00	9,033,916.25	4,437,738.82	5,686.05	80,755.00	0.00	0.00	0.00	13,558,096.12	13,558,096.12		13,558,096.12
740	FGGC OMI-ARAN	0.00	0.00	0.00	414,794.67	582,771.62	400,818.29	0.00	0.00	0.00	0.00	1,398,384.58	1,398,384.58		1,398,384.58
741	FGGC OWERRI	0.00	0.00	0.00	30,084,569.84	902,521.98	26,729.60	7,507,477.89	0.00	0.00	0.00	38,521,299.31	38,521,299.31		38,521,299.31
742	FGGC OYO	0.00	0.00	0.00	39,956,682.73	16,069,470.98	37,419.90	2,088,573.79	0.00	0.00	0.00	58,152,147.40	58,152,147.40		58,152,147.40
743	FGGC SHAGAMU	0.00	0.00	0.00	36,499,667.26	2.36	14,939.10	0.00	0.00	0.00	0.00	36,514,608.72	36,514,608.72		36,514,608.72
744	FGGC GUMI TAMBAWAL	0.00	0.00	0.00	0.00	65,149.36	917.79	0.00	0.00	0.00	0.00	66,067.15	66,067.15		66,067.15
745	FGGC UMUAHIA	0.00	0.00	0.00	18,963,674.67	3,144,689.11	5,336.45	3,139,556.49	0.00	0.00	0.00	25,253,256.72	25,253,256.72		25,253,256.72
746	FGGC WUKARI	0.00	0.00	0.00	3,513,669.78	10,835,453.05	29,434.90	0.00	0.00	0.00	0.00	14,378,557.73	14,378,557.73		14,378,557.73
747	FGGC YOLA	0.00	0.00	0.00	3,101,350.00	2,533,459.36	28,884.50	-1,091,659.51	0.00	0.00	0.00	4,572,034.35	4,572,034.35		4,572,034.35
748	FSTC AHOADA	0.00	0.00	0.00	24,333,668.39	2,044,858.25	25,514.75	-15,697,056.83	0.00	0.00	0.00	10,706,984.56	10,706,984.56		10,706,984.56
749	FSTC AWKA	0.00	0.00	0.00	41,859,433.51	0.00	9,078.92	183.60	0.00	0.00	0.00	41,868,696.03	41,868,696.03		41,868,696.03
750	FSTC JIBU-IMUSHIN	0.00	0.00	0.00	24,371,456.64	762,766.62	12,905.75	14,119,159.93	0.00	0.00	0.00	39,266,288.94	39,266,288.94		39,266,288.94
751	FSTC MICHKA	0.00	0.00	0.00	1,940,486.73	0.68	-512.30	136,335.60	0.00	0.00	0.00	2,076,310.71	2,076,310.71		2,076,310.71
752	FSTC TUNGBO - YENAGOA	0.00	0.00	0.00	3,623,716.65	2,194,678.77	464,710.10	71,837.45	0.00	0.00	0.00	6,354,942.97	6,354,942.97		6,354,942.97
753	FSTC USI-EKITI	0.00	0.00	0.00	28,622,609.65	1.07	325.05	22,331.46	0.00	0.00	0.00	28,645,267.23	28,645,267.23		28,645,267.23
754	FTC IKARE	0.00	0.00	0.00	196,891.35	936.20	29,244.30	0.00	96,431.58	0.00	0.00	323,503.43	323,503.43		323,503.43
755	FTC ILESA	0.00	0.00	0.00	31,068,294.37	1.05	20,402.45	-814,481.08	0.00	0.00	0.00	30,274,216.79	30,274,216.79		30,274,216.79
756	FTC JALINGO	0.00	0.00	0.00	1,217,445.49	7,649,964.76	31,867.05	0.00	0.00	0.00	0.00	8,899,277.30	8,899,277.30		8,899,277.30
757	FTC KAFANCHAN	0.00	0.00	0.00	35,948,307.12	897,808.75	-3,032.55	797,286.34	0.00	0.00	0.00	37,640,369.66	37,640,369.66		37,640,369.66
758	FTC LASSA	0.00	0.00	0.00	6,188,924.26	0.00	-1,417.70	0.00	0.00	0.00	0.00	6,187,506.56	6,187,506.56		6,187,506.56
759	FTC OHANSO	0.00	0.00	0.00	8,661,995.95	2,550.44	446,172.45	0.00	0.00	0.00	0.00	9,110,718.84	9,110,718.84		9,110,718.84
760	FTC OROZO	0.00	0.00	0.00	26,675,141.57	0.02	460,361.01	11,135.50	0.00	0.00	0.00	27,146,638.10	27,146,638.10		27,146,638.10
761	FTC OTOBI	0.00	0.00	0.00	27,874,620.57	3,766,711.00	84,510.31	6,121.45	0.00	0.00	0.00	31,731,963.33	31,731,963.33		31,731,963.33
762	FTC OTUPKO	0.00	0.00	0.00	29,591,230.14	798,094.71	-2,276.10	366,902.50	0.00	0.00	0.00	30,753,951.25	30,753,951.25		30,753,951.25
763	FTC SHIRORO	0.00	0.00	0.00	18,022,795.59	10,867,413.53	-2,185.10	3,064,666.04	0.00	0.00	0.00	31,952,690.06	31,952,690.06		31,952,690.06
764	FTC UROMI	0.00	0.00	0.00	949,600.11	1,718,215.48	1,958.50	4,706,150.00	0.00	0.00	0.00	7,375,924.09	7,375,924.09		7,375,924.09
765	FTC UYO	0.00	0.00	0.00	44,356,624.59	12,055,909.00	-1,477.60	385,228.00	0.00	0.00	0.00	56,796,283.99	56,796,283.99		56,796,283.99
766	FTC YABA	0.00	0.00	0.00	35,061,802.13	1.93	-196.35	304,678.81	0.00	0.00	0.00	35,366,286.52	35,366,286.52		35,366,286.52
767	FTC ZURU	0.00	0.00	0.00	14,933.01	0.00	40,516.35	0.00	0.00	0.00	0.00	55,449.36	55,449.36		55,449.36
768	KING'S COLLEGE	0.00	0.00	0.00	28,539,514.26	1.57	556,949.50	4,106,023.42	0.00	0.00	0.00	33,202,488.75	33,202,488.75		33,202,488.75
769	QUEEN'S COLLEGE LAGOS	0.00	0.00	0.00	43,247,051.97	267,164.21	162,322.45	0.00	0.00	0.00	0.00	43,676,538.63	43,676,538.63		43,676,538.63
770	SULEJA ACADEMY	0.00	0.00	0.00	20,646,010.57	1.32	38,730.00	0.00	0.00	0.00	0.00	20,684,741.89	20,684,741.89		20,684,741.89
771	FSTC DOMA	0.00	0.00	0.00	15,367,097.87	0.00	13,110.30	500.00	0.00	0.00	0.00	15,380,708.17	15,380,708.17		15,380,708.17
772	FSTC DAYI	0.00	0.00	0.00	20,956,697.90	2,242,758.77	229,519.15	0.00	0.00	0.00	0.00	23,428,975.82	23,428,975.82		23,428,975.82
773	"LIBRARIANS REGISTRATION COUNCIL OF NIGERIA"	0.00	0.00	0.00	5,936,227.27	1.98	37,913.09	0.00	0.00	0.00	0.00	5,974,142.34	5,974,142.34		5,974,142.34
774	UNESCO PARIS	0.00	0.00	0.00	0.00	0.00	48,156,576.50	0.00	0.00	0.00	0.00	48,156,576.50	48,156,576.50		48,156,576.50
775	"NATIONAL BOARD FOR TECHNICAL EDUCATION"	0.00	0.00	0.00	215,822,713.49	18,521,772.39	-2,420.31	-195,300,222.36	0.00	0.00	0.00	39,041,843.21	39,041,843.21		39,041,843.21
776	"NATIONAL BOARD FOR ARABIC AND ISLAMIC STUDIES (NBAIS) HQTRS"	0.00	0.00	0.00	96,194,322.01	0.94	-36,559.97	0.00	0.00	0.00	0.00	96,157,762.98	96,157,762.98		96,157,762.98
777	FEDERAL MINISTRY OF HEALTH - HQTRS	0.00	0.00	0.00	13,934,571,061.06	3,145,299.15	675,598,763.73	0.00	0.00	0.00	0.00	14,613,315,123.94	14,613,315,123.94		14,613,315,123.94
778	NATIONAL HEALTH INSURANCE SCHEME	0.00	0.00	0.00	117,191,353.60	0.00	0.00	0.00	0.00	0.00	0.00	117,191,353.60	117,191,353.60		117,191,353.60



NOTE 28

BANK BALANCE -- Contd.

S/N	MDA	CONSOLIDATED REVENUE FUND	OAGF CASH BALANCE: TSA SUB RECURRENT ACCOUNT	OAGF CASH BALANCE: TSA SUB RECURRENT ACCOUNT	CASH BALANCE: CAPITAL	CASH BALANCE: PERSONNEL	CASH BALANCE: OVERHEAD	CASH BALANCE: REVENUE	CASH BALANCE: AID & GRANTS	CASH BALANCE: LOANS	CASH BALANCE: OTHER FUNDS	BALANCE AS AT	DR	CR	NET BALANCE
		310101	31010102	31010103	31020101	31020102	31020103	31020104	31020106	31020107	31020108	2020			
		N	N	N	N	N	N	N	N	N	N	N	N	N	N
779	"NATIONAL PRIMARY HEALTH CARE DEVELOPMENT AGENCY"	0.00	0.00	0.00	1,947,272,916.81	71,099,012.10	3,773,415.55	0.00	0.00	0.00	0.00	2,022,145,344.46	2,022,145,344.46		2,022,145,344.46
780	NATIONAL ARBOVIRUS AND VECTOR RESEARCH	0.00	0.00	0.00	10,002,058.08	2,467,493.19	1,381.65	0.00	0.00	0.00	0.00	12,470,932.92	12,470,932.92		12,470,932.92
781	RADIOGRAPHERS REGISTRATION BOARD	0.00	0.00	0.00	13,067,694.51	6,206,112.23	2,161.35	0.00	0.00	0.00	0.00	19,275,968.09	19,275,968.09		19,275,968.09
782	DENTAL TECHNOLOGY REGISTRATION BOARD	0.00	0.00	0.00	37,605,762.08	0.45	1,414.26	0.00	0.00	0.00	0.00	37,607,176.79	37,607,176.79		37,607,176.79
783	HEALTH RECORDS REGISTRATION BOARD	0.00	0.00	0.00	2,980,000.00	1,920,282.83	492.64	2,561,389.75	0.00	0.00	0.00	7,462,165.22	7,462,165.22		7,462,165.22
784	"OPTOMETRIST AND DISPENSING OPTICIANS BOARD OF NIGERIA"	0.00	0.00	0.00	6,118,208.50	3,489,510.30	271.65	0.00	0.00	0.00	0.00	9,607,990.45	9,607,990.45		9,607,990.45
785	"COMMUNITY HEALTH PRACTITIONERS REGISTRATION BOARD"	0.00	0.00	0.00	8,727,111.63	3,649,591.40	1,471,609.05	0.00	0.00	0.00	0.00	13,848,312.08	13,848,312.08		13,848,312.08
786	NURSING AND MIDWIFERY COUNCIL	0.00	0.00	0.00	39,006,624.05	1.60	2,610,050.95	0.00	0.00	0.00	0.00	41,616,676.60	41,616,676.60		41,616,676.60
787	PHARMACIST COUNCIL OF NIGERIA COUNCIL	0.00	0.00	0.00	16,610,824.60	262,540.08	10,833.35	0.00	0.00	0.00	0.00	16,884,198.03	16,884,198.03		16,884,198.03
788	MEDICAL AND DENTAL COUNCIL OF NIGERIA	0.00	0.00	0.00	15,000,000.00	22,652,888.78	62,879.37	0.00	0.00	0.00	0.00	37,715,768.15	37,715,768.15		37,715,768.15
789	"NATIONAL AGENCY FOR FOOD AND DRUG ADMINISTRATION AND CONTROL"	0.00	0.00	0.00	2,000,446,347.44	386.37	1,293,363.27	0.00	0.00	0.00	0.00	2,001,740,097.08	2,001,740,097.08		2,001,740,097.08
790	MEDICAL REHABILITATION THERAPY BOARD	0.00	0.00	0.00	2,900,000.08	0.00	6,520.00	0.00	0.00	0.00	0.00	2,906,520.08	2,906,520.08		2,906,520.08
791	"FEDERAL COLLEGE OF DENTAL TECHNOLOGY AND THERAPY, ENUGU"	0.00	0.00	0.00	4,860,071.85	107,085,621.58	-3,262.65	0.00	0.00	0.00	0.00	111,942,430.78	111,942,430.78		111,942,430.78
792	"ENVIRONMENTAL HEALTH OFFICERS TUTORS-IBADAN"	0.00	0.00	0.00	15,125,910.19	0.00	10,523.68	-337,189.55	0.00	0.00	0.00	14,799,244.32	14,799,244.32		14,799,244.32
793	NURSE TUTOR TRAINING - ENUGU	0.00	0.00	0.00	10,315,501.94	139,450.14	95.45	0.00	0.00	0.00	0.00	10,455,047.53	10,455,047.53		10,455,047.53
794	NURSE TUTOR PROGRAMME AKOKA LAGOS	0.00	0.00	0.00	22,625.59	3,617,348.56	2,167.45	0.00	0.00	0.00	0.00	3,642,141.60	3,642,141.60		3,642,141.60
795	NURSE TUTOR TRAINING KADUNA	0.00	0.00	0.00	7,026,209.99	247,808.13	13,364.15	0.00	0.00	0.00	0.00	7,287,382.27	7,287,382.27		7,287,382.27
796	NURSE TUTOR TRAINING IBADAN	0.00	0.00	0.00	18,733,077.33	0.00	11,445.00	11,445.00	0.00	0.00	0.00	18,755,967.33	18,755,967.33		18,755,967.33
797	"NATIONAL POST GRADUATE MEDICAL COLLEGE OF NIGERIA-IJANIKIN LAGOS"	0.00	0.00	0.00	99,696,175.01	6,892,191.05	6,892,191.05	0.00	0.00	0.00	0.00	113,480,557.11	113,480,557.11		113,480,557.11
798	PHC TUTORS PROGRAMME, UCH-IBADAN	0.00	0.00	0.00	28,540,366.68	0.00	10,110.85	0.00	0.00	0.00	0.00	28,550,477.53	28,550,477.53		28,550,477.53
799	"PHC TUTORS PROGRAMME, KADUNA POLYTECHNIC"	0.00	0.00	0.00	10,935,000.00	0.00	19,469.15	0.00	0.00	0.00	0.00	10,954,469.15	10,954,469.15		10,954,469.15
800	COMMUNITY HEALTH TUTOR PROGRAMME UCH	0.00	0.00	0.00	30,923,353.95	0.00	9,472.50	3,995,103.75	0.00	0.00	0.00	34,927,930.20	34,927,930.20		34,927,930.20
801	UNIVERSITY COLLEGE HOSPITAL IBADAN	0.00	0.00	0.00	309,666,421.41	2.00	-47,730.00	5,274.60	105,023,153.72	0.00	0.00	414,647,121.73	414,647,121.73		414,647,121.73
802	LAGOS UNIVERSITY TEACHING HOSPITAL	0.00	0.00	0.00	652,587,345.49	181,699,797.03	-77,813.93	0.00	0.00	0.00	0.00	834,209,328.59	834,209,328.59		834,209,328.59



NOTE 28

BANK BALANCE -- Contd.

SN	MDA	CONSOLIDATED REVENUE FUND	OAGF CASH BALANCE: TSA SUB RECURRENT ACCOUNT	OAGF CASH BALANCE: TSA SUB RECURRENT ACCOUNT	CASH BALANCE: CAPITAL	CASH BALANCE: PERSONNEL	CASH BALANCE: OVERHEAD	CASH BALANCE: REVENUE	CASH BALANCE: AID & GRANTS	CASH BALANCE: LOANS	CASH BALANCE: OTHER FUNDS	BALANCE AS AT	DR	CR	NET BALANCE
		310101	31010102	31010103	31020101	31020102	31020103	31020104	31020106	31020107	31020108	2020			
		N	N	N	N	N	N	N	N	N	N	N	N	N	N
803	"AHMADU BELLO UNIVERSITY TEACHING HOSPITAL"	0.00	0.00	0.00	120,708,546.11	101,063,547.37	2,342,527.21	0.00	0.00	0.00	0.00	224,114,620.69	224,114,620.69		224,114,620.69
804	"UNIVERSITY OF NIGERIA TEACHING HOSPITAL, ENUGU"	0.00	0.00	0.00	-16,809,631.52	85,010,458.70	-115,963.61	-63,261,952.58	0.00	0.00	0.00	4,822,910.99	4,822,910.99		4,822,910.99
805	UNIVERSITY OF BENIN TEACHING HOSPITAL	0.00	0.00	0.00	78,243,820.67	23,544,239.67	0.00	439,993,455.67	0.00	0.00	0.00	541,781,516.01	541,781,516.01		541,781,516.01
806	"ORAFEMI AWOLOWO UNIVERSITY TEACHING HOSPITAL"	0.00	0.00	0.00	945,192,259.80	430,544,732.99	332,261.97	87,133,487.65	0.00	0.00	0.00	1,463,202,742.41	1,463,202,742.41		1,463,202,742.41
807	"UNIVERSITY OF ILORIN TEACHING HOSPITAL, ILORIN"	0.00	0.00	0.00	609,259,162.26	725,165,853.80	-560.92	0.00	0.00	0.00	0.00	1,334,424,455.14	1,334,424,455.14		1,334,424,455.14
808	JOS UNIVERSITY TEACHING HOSPITAL	0.00	0.00	0.00	503,076,379.73	83,872,732.38	136,759.51	-661,494.91	4,366,273.63	0.00	0.00	590,790,650.34	590,790,650.34		590,790,650.34
809	UNIVERSITY OF CALABAR TEACHING HOSPITAL	0.00	0.00	0.00	487,884,093.52	353,320,215.40	613,426.38	33,462,912.00	0.00	0.00	0.00	875,280,647.30	875,280,647.30		875,280,647.30
810	"UNIVERSITY OF MAIDUGURI TEACHING HOSPITAL"	0.00	0.00	0.00	1,067,369,763.78	487,026,986.07	-17,745.51	32,589,652.00	0.00	0.00	0.00	1,586,968,656.34	1,586,968,656.34		1,586,968,656.34
811	AMINU KANO UNIVERSITY TEACHING HOSPITAL	0.00	0.00	0.00	837,475,917.15	1,241,479.01	-58,475.17	0.00	0.00	0.00	0.00	838,658,920.99	838,658,920.99		838,658,920.99
812	"NNAMDI AZIKIWE UNIVERSITY TEACHING HOSPITAL, NNEWI"	0.00	0.00	0.00	513,937,292.46	244,537,088.32	-54,371.14	0.00	0.00	0.00	0.00	758,420,009.64	758,420,009.64		758,420,009.64
813	"UNIVERSITY OF ABUJA TEACHING HOSPITAL, GWAGWALADA"	0.00	0.00	0.00	310,624,770.57	346,232.24	149,305.21	30,949,213.00	0.00	0.00	0.00	342,069,521.02	342,069,521.02		342,069,521.02
814	"ABUBAKAR TARIWA BALEWA UNIVERSITY TEACHING HOSPITAL BAUCHI"	0.00	0.00	0.00	55,446,362.46	31,698,618.30	-143,498.00	5,115,842.15	0.00	0.00	0.00	92,117,324.91	92,117,324.91		92,117,324.91
815	FEDERAL TEACHING HOSPITAL, ABAKALIKI	0.00	0.00	0.00	445,984,607.38	14,347,986.83	13,031.41	97,367,848.01	0.00	0.00	0.00	557,713,473.63	557,713,473.63		557,713,473.63
816	FEDERAL TEACHING HOSPITAL, GOMBE	0.00	0.00	0.00	503,076,379.73	83,872,732.38	136,759.51	-661,494.91	4,366,273.63	0.00	0.00	590,790,650.34	590,790,650.34		590,790,650.34
817	FEDERAL TEACHING HOSPITAL, IDO-EKITI	0.00	0.00	0.00	66,171,169.19	107,951,834.82	1,030,671.86	0.00	0.00	0.00	0.00	175,153,675.87	175,153,675.87		175,153,675.87
818	IRRUA SPECIALIST TEACHING HOSPITAL, IRRUA	0.00	0.00	0.00	469,776,847.22	39,583,038.11	-54,883.50	0.00	0.00	0.00	0.00	509,305,001.83	509,305,001.83		509,305,001.83
819	UNIVERSITY OF UYO TEACHING HOSPITAL	0.00	0.00	0.00	471,672,755.68	606,703,884.67	604,233.75	0.00	0.00	0.00	0.00	1,078,980,874.10	1,078,980,874.10		1,078,980,874.10
820	FEDERAL MEDICAL CENTRE - ABUJA	0.00	0.00	0.00	12,840,742.68	98,500.91	448,459.54	214,633,714.60	0.00	0.00	0.00	228,021,417.73	228,021,417.73		228,021,417.73
821	FEDERAL PSYCHIATRIC HOSPITAL ENUGU	0.00	0.00	0.00	501,997,018.56	42,872,207.15	-21,522.81	2,836,064.78	0.00	0.00	0.00	547,683,767.48	547,683,767.48		547,683,767.48
822	FEDERAL PSYCHIATRIC HOSPITAL KADUNA	0.00	0.00	0.00	469,567,287.39	83,825,178.90	1,402,900.99	0.00	0.00	0.00	0.00	554,795,367.28	554,795,367.28		554,795,367.28
823	FEDERAL PSYCHIATRIC HOSPITAL CALABAR	0.00	0.00	0.00	246,036,282.85	340,499.04	18,915.07	21,178,280.05	0.00	0.00	0.00	267,573,977.01	267,573,977.01		267,573,977.01
824	FEDERAL PSYCHIATRIC HOSPITAL MAIDUGURI	0.00	0.00	0.00	16,179,513.48	39,269,708.26	20,294.81	22,693,883.91	0.00	0.00	0.00	78,163,400.46	78,163,400.46		78,163,400.46
825	"FEDERAL NEURO-PSYCHIATRIC HOSPITAL, KWARA-SOKOTO"	0.00	0.00	0.00	656,798,088.13	58,448,437.65	-9,568.67	0.00	0.00	0.00	0.00	715,236,957.11	715,236,957.11		715,236,957.11
826	FEDERAL NEURO-PSYCHIATRIC HOSPITAL YABA	0.00	0.00	0.00	26,510,513.25	73,241,246.05	-109,486.55	142,982,902.68	0.00	0.00	0.00	242,625,175.43	242,625,175.43		242,625,175.43





NOTE 28

BANK BALANCE -- Contd.

SN	MDA	CONSOLIDATED	OAGF CASH	OAGF CASH	CASH BALANCE:	CASH BALANCE:	CASH BALANCE:	CASH BALANCE:	CASH BALANCE:	CASH BALANCE:	CASH BALANCE:	BALANCE AS AT	DR	CR	NET BALANCE	
		REVENUE FUND	BALANCE: TSA	BALANCE: TSA	CAPITAL	PERSONNEL	OVERHEAD	REVENUE	AID & GRANTS	LOANS	OTHER FUNDS	2020				
		310101	31010102	31010103	31020101	31020102	31020103	31020104	31020106	31020107	31020108		N	N	N	N
		N	N	N	N	N	N	N	N	N	N	N	N	N	N	N
827	"FEDERAL NEURO-PSYCHIATRIC HOSPITAL ABEOKUTA"	0.00	0.00	0.00	51,344,328.57	51,765,458.22	-3,547.50	218,659,983.66	0.00	0.00	0.00	321,766,222.95	321,766,222.95		321,766,222.95	
828	"FEDERAL COLLEGE OF COMPLEMENTARY AND ALTERNATIVE MEDICINE, NIGERIA"	0.00	0.00	0.00	47,308,000.00	5,501,625.03	0.00	0.00	0.00	0.00	0.00	52,809,625.03	52,809,625.03		52,809,625.03	
829	FEDERAL PSYCHIATRIC HOSPITAL BENIN CITY	0.00	0.00	0.00	473,044,548.66	3,579,321.91	178,453.34	124,243,766.64	0.00	0.00	0.00	601,046,090.55	601,046,090.55		601,046,090.55	
830	NATIONAL ORTHOPAEDIC HOSPITAL LAGOS	0.00	0.00	0.00	74,738,028.19	256,135,140.56	10,911,105.65	-1,520,614.97	0.00	0.00	0.00	340,263,659.43	340,263,659.43		340,263,659.43	
831	"NATIONAL ORTHOPAEDIC HOSPITAL DALA KANO"	0.00	0.00	0.00	12,142,515.41	43,368,266.89	-23,120.93	19,795,834.72	0.00	0.00	0.00	75,283,496.09	75,283,496.09		75,283,496.09	
832	NATIONAL ORTHOPAEDIC HOSPITAL ENUGU	0.00	0.00	0.00	349,614,188.22	31,599,563.83	-9,850.72	2,070,011.97	15,680,721.55	0.00	0.00	398,954,634.85	398,954,634.85		398,954,634.85	
833	"NATIONAL TB AND LEPROSY REFERRED HOSPITAL AND TRAINING, ZARIA"	0.00	0.00	0.00	51,179.00	43,054.98	-3,995.48	0.00	0.00	0.00	0.00	90,238.50	90,238.50		90,238.50	
834	FEDERAL MEDICAL CENTRE, UMUAHIA	0.00	0.00	0.00	136,481,250.22	99,890,087.48	-68,952.19	0.00	0.00	0.00	0.00	236,302,385.51	236,302,385.51		236,302,385.51	
835	FEDERAL MEDICAL CENTRE, OWO	0.00	0.00	0.00	553,436,432.46	203,666,284.13	341,068.11	0.00	0.00	0.00	0.00	757,443,784.70	757,443,784.70		757,443,784.70	
836	FEDERAL MEDICAL CENTRE ABEOKUTA	0.00	0.00	0.00	565,837,802.34	162,711,491.41	1,581,666.46	0.00	0.00	0.00	0.00	730,130,960.21	730,130,960.21		730,130,960.21	
837	FEDERAL MEDICAL CENTRE, OWERRI	0.00	0.00	0.00	148,058,618.19	260,268,599.33	70,952.09	12,772,393.87	0.00	0.00	0.00	421,170,563.48	421,170,563.48		421,170,563.48	
838	FEDERAL MEDICAL CENTRE, MAKURDI	0.00	0.00	0.00	202,309,832.32	128,942,061.90	-30,872.39	-62,332,407.62	0.00	0.00	0.00	268,888,614.21	268,888,614.21		268,888,614.21	
839	FEDERAL MEDICAL CENTRE, KATSINA	0.00	0.00	0.00	22,223,486.17	178,298.51	-34,349.53	0.00	0.00	0.00	0.00	22,367,435.15	22,367,435.15		22,367,435.15	
840	FEDERAL MEDICAL CENTRE, NGURU YOBE	0.00	0.00	0.00	410,796,839.13	23,409,020.60	3,164,130.40	0.00	0.00	0.00	0.00	437,369,990.13	437,369,990.13		437,369,990.13	
841	FEDERAL MEDICAL CENTRE, ASABA	0.00	0.00	0.00	397,455,131.83	703,150.66	-69,934.15	1,503,758.66	0.00	0.00	0.00	399,592,107.00	399,592,107.00		399,592,107.00	
842	FEDERAL MEDICAL CENTRE, BIDA	0.00	0.00	0.00	38,497,583.45	20,930,539.57	-29,535.99	0.00	0.00	0.00	0.00	59,398,587.03	59,398,587.03		59,398,587.03	
843	FEDERAL MEDICAL CENTRE, GUSAU ZAMFARA	0.00	0.00	0.00	403,648,185.50	1.54	190,295,230.83	0.00	0.00	0.00	0.00	593,943,417.87	593,943,417.87		593,943,417.87	
844	FEDERAL MEDICAL CENTRE, YOLA ADAMAWA	0.00	0.00	0.00	335,893,036.87	3,267,071.00	-12,288.97	72,503.54	0.00	0.00	0.00	339,220,322.44	339,220,322.44		339,220,322.44	
845	FEDERAL MEDICAL CENTRE, KOGI	0.00	0.00	0.00	1,008,274,960.20	95,767,335.03	16,621,142.53	53,570,316.35	454,990.47	0.00	0.00	1,174,688,744.58	1,174,688,744.58		1,174,688,744.58	
846	FEDERAL MEDICAL CENTRE, AZARE BAUCHI	0.00	0.00	0.00	295,533,185.11	9,464,895.93	-35,085.33	-14,780,164.30	0.00	0.00	0.00	290,182,831.41	290,182,831.41		290,182,831.41	
847	FEDERAL MEDICAL CENTRE, KEBBI STATE	0.00	0.00	0.00	128,915,709.38	5,223,673.38	-17,246.82	0.00	0.00	0.00	0.00	134,122,135.94	134,122,135.94		134,122,135.94	
848	FEDERAL MEDICAL CENTRE, TARABA STATE	0.00	0.00	0.00	3,208,527.75	29,560,397.03	-261.02	0.00	0.00	0.00	0.00	32,768,663.76	32,768,663.76		32,768,663.76	
849	FEDERAL MEDICAL CENTRE, JIGAWA STATE	0.00	0.00	0.00	2,068,015.32	64,133.34	-13,101.28	6,560,019.84	0.00	0.00	0.00	8,679,067.22	8,679,067.22		8,679,067.22	
850	FEDERAL MEDICAL CENTRE, NASARAWA STATE	0.00	0.00	0.00	172,924,327.00	33,703,482.59	-5,818.40	0.00	0.00	0.00	0.00	206,621,991.19	206,621,991.19		206,621,991.19	
851	FEDERAL MEDICAL CENTRE, BAYELSA STATE	0.00	0.00	0.00	39,654,468.70	6,039.25	-11,651.16	3,634,890.14	0.00	0.00	0.00	43,283,746.93	43,283,746.93		43,283,746.93	
852	FEDERAL MEDICAL CENTRE, EBUTE METTA	0.00	0.00	0.00	292,949,775.95	0.82	-21,591.90	18,220,931.32	0.00	0.00	0.00	311,149,116.19	311,149,116.19		311,149,116.19	
853	NATIONAL EYE CENTRE KADUNA	0.00	0.00	0.00	831,136.98	200,996,105.30	1,255,907.64	0.00	0.00	0.00	0.00	203,083,149.92	203,083,149.92		203,083,149.92	
854	NATIONAL EAR CARE CENTRE KADUNA	0.00	0.00	0.00	49,903,943.53	16,064,477.09	-7,809.53	0.00	0.00	0.00	0.00	65,960,611.09	65,960,611.09		65,960,611.09	





NOTE 28

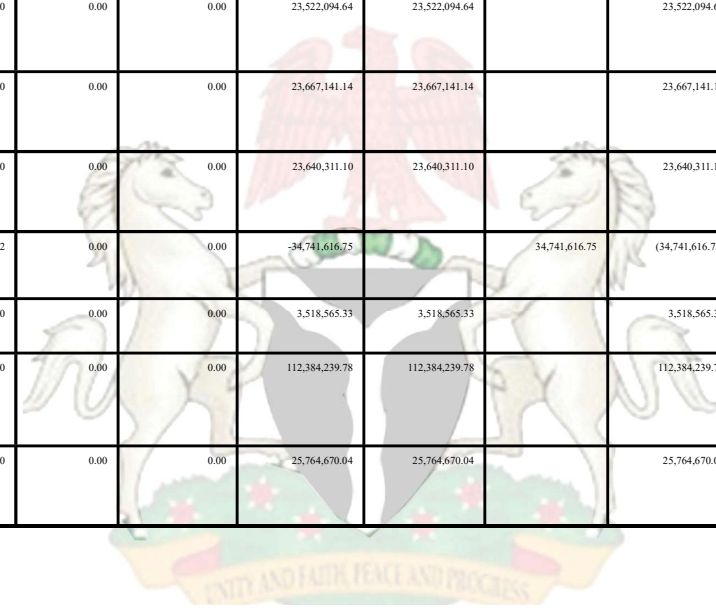
BANK BALANCE -- Contd.

SN	MDA	CONSOLIDATED	OAGF CASH	OAGF CASH	CASH BALANCE:	CASH BALANCE:	CASH BALANCE:	CASH BALANCE:	CASH BALANCE:	CASH	CASH BALANCE:	BALANCE AS AT	DR	CR	NET BALANCE
		REVENUE FUND	BALANCE: TSA	BALANCE: TSA	CAPITAL	PERSONNEL	OVERHEAD	REVENUE	AID & GRANTS	BALANCE: LOANS	OTHER FUNDS	2020			
		310101	310102	310103	31020101	31020102	31020103	31020104	31020106	31020107	31020108				
		N	N	N	N	N	N	N	N	N	N	N	N	N	N
855	INTERCOUNTRY CENTRE FOR ORAL HEALTH JOS	0.00	0.00	0.00	2,708,213.25	165,303.43	9,254.77	0.00	0.00	0.00	0.00	2,882,771.45	2,882,771.45		2,882,771.45
856	"FEDERAL SCHOOL OF MEDICAL LABORATORY JOS"	0.00	0.00	0.00	4,003,142.27	14,296,905.30	5,236.81	0.00	0.00	0.00	0.00	18,305,284.38	18,305,284.38		18,305,284.38
857	NIGERIA CENTRE FOR DISEASE CONTROL ABUJA	0.00	0.00	0.00	3,496,632,115.00	397,018.17	7,901,310.80	0.00	0.00	0.00	0.00	3,504,930,443.97	3,504,930,443.97		3,504,930,443.97
858	FEDERAL STAFF CLINICS, ABUJA PHASE II	0.00	0.00	0.00	0.00	0.00	1,250.00	0.00	0.00	0.00	0.00	1,250.00	1,250.00		1,250.00
859	FEDERAL STAFF EYE CLINICS, ABUJA	0.00	0.00	0.00	0.00	0.00	7,750.00	0.00	0.00	0.00	0.00	7,750.00	7,750.00		7,750.00
860	FEDERAL STAFF DENTAL CLINICS, ABUJA	0.00	0.00	0.00	0.00	0.00	2,250.00	0.00	0.00	0.00	0.00	2,250.00	2,250.00		2,250.00
861	FEDERAL STAFF CLINICS, GWARINPA, ABUJA	0.00	0.00	0.00	13,436,500.00	-4,541.65	0.00	0.00	0.00	0.00	0.00	13,431,958.35	13,431,958.35		13,431,958.35
862	PHS, ABUJA	0.00	0.00	0.00	0.00	0.00	771.65	0.00	0.00	0.00	0.00	771.65	771.65		771.65
863	PHS, YOLA	0.00	0.00	0.00	2,156.65	0.00	0.00	0.00	0.00	0.00	0.00	2,156.65	2,156.65		2,156.65
864	PHS, JALINGO	0.00	0.00	0.00	0.00	0.00	156.65	0.00	0.00	0.00	0.00	156.65	156.65		156.65
865	PHS, MAIDUGURI	0.00	0.00	0.00	0.00	0.00	264.15	0.00	0.00	0.00	0.00	264.15	264.15		264.15
866	PHS, DAMATURU	0.00	0.00	0.00	0.00	0.00	6,371.65	0.00	0.00	0.00	0.00	6,371.65	6,371.65		6,371.65
867	PHS, KANO	0.00	0.00	0.00	0.00	0.00	6,171.65	0.00	0.00	0.00	0.00	6,171.65	6,171.65		6,171.65
868	PHS, KASTINA	0.00	0.00	0.00	0.00	0.00	1,371.65	0.00	0.00	0.00	0.00	1,371.65	1,371.65		1,371.65
869	PHS, DUTSE	0.00	0.00	0.00	0.00	0.00	1,371.65	0.00	0.00	0.00	0.00	1,371.65	1,371.65		1,371.65
870	PHS, ILORIN	0.00	0.00	0.00	0.00	0.00	4,236.57	0.00	0.00	0.00	0.00	4,236.57	4,236.57		4,236.57
871	PHS, SOKOTO	0.00	0.00	0.00	0.00	0.00	0.25	0.00	0.00	0.00	0.00	0.25	0.25		0.25
872	PHS, IBADAN	0.00	0.00	0.00	-10.00	0.00	5,413.35	0.00	0.00	0.00	0.00	5,403.35	5,403.35		5,403.35
873	PHS, ABEOKUTA	0.00	0.00	0.00	0.00	0.00	171.65	0.00	0.00	0.00	0.00	171.65	171.65		171.65
874	"PHS, PORT-HARCOURT(BONNY, BRASS, ONNE, AIRPORT AND WHARF)"	0.00	0.00	0.00	0.00	0.00	140,439.75	0.00	0.00	0.00	0.00	140,439.75	140,439.75		140,439.75
875	PHS, CALABAR	0.00	0.00	0.00	0.00	0.00	140,371.65	0.00	0.00	0.00	0.00	140,371.65	140,371.65		140,371.65
876	PHS, LAGOS, IKEJA, TINCAN, APAPA, IDIROKO.	0.00	0.00	0.00	0.00	0.00	10,371.65	0.00	0.00	0.00	0.00	10,371.65	10,371.65		10,371.65
877	PHS, WARRI	0.00	0.00	0.00	0.00	0.00	140,371.65	0.00	0.00	0.00	0.00	140,371.65	140,371.65		140,371.65
878	INSTITUTE OF CHILD HEALTH (ENUGU) ENUGU	0.00	0.00	0.00	0.00	0.00	-322.50	0.00	0.00	0.00	0.00	-322.50		322.50	(322.50)
879	"NATIONAL INST. OF PHARM. RESEARCH AND DEVELOPMENT, ABUJA"	0.00	0.00	0.00	689,894,209.48	1,041,275.25	-8,015.84	119,816,995.12	0.00	0.00	0.00	810,744,464.01	810,744,464.01		810,744,464.01
880	"NIGERIAN INSTITUTE OF MEDICAL RESEARCH, YABA"	0.00	0.00	0.00	2,361,656.82	2,720,453.67	7,108.11	1,712,042.88	48,685,459.90	0.00	0.00	55,486,721.38	55,486,721.38		55,486,721.38
881	INSTITUTE OF PUBLIC ANALYSTS OF NIGERIA	0.00	0.00	0.00	2,223,742.55	0.99	2,142.40	0.00	0.00	0.00	0.00	2,225,885.94	2,225,885.94		2,225,885.94
882	"MEDICAL LAB. SCIENCE COUNCIL OF NIGERIA, YABA"	0.00	0.00	0.00	35,415,812.15	50,083.64	476,316.65	0.00	0.00	0.00	0.00	35,942,212.44	35,942,212.44		35,942,212.44
883	"FEDERAL SCHOOL OF OCCUPATIONAL THERAPY, YABA"	0.00	0.00	0.00	17,500,000.00	2,959,149.70	141.65	0.00	0.00	0.00	0.00	20,459,291.35	20,459,291.35		20,459,291.35
884	NOMA CHILDREN HOSPITAL, SOKOTO	0.00	0.00	0.00	3,567.50	1,328,333.35	0.00	0.00	0.00	0.00	0.00	1,331,900.85	1,331,900.85		1,331,900.85
885	INSTITUTE OF CHARTERED CHEMISTS OF NIGERIA	0.00	0.00	0.00	24.94	544,018.97	-532.76	0.00	0.00	0.00	0.00	543,511.15	543,511.15		543,511.15
886	"INSTITUTE OF FORENSICS SCIENCE LABORATORY- OSHODI"	0.00	0.00	0.00	8,695,409.99	70.00	0.00	0.00	0.00	0.00	0.00	8,695,479.99	8,695,479.99		8,695,479.99



NOTE 28
BANK BALANCE -- Contd.

S/N	MDA	CONSOLIDATED REVENUE FUND	OAGF CASH BALANCE: TSA SUB RECURRENT ACCOUNT	OAGF CASH BALANCE: TSA SUB RECURRENT ACCOUNT	CASH BALANCE: CAPITAL	CASH BALANCE: PERSONNEL	CASH BALANCE: OVERHEAD	CASH BALANCE: REVENUE	CASH BALANCE: AID & GRANTS	CASH BALANCE: LOANS	CASH BALANCE: OTHER FUNDS	BALANCE AS AT	DR	CR	NET BALANCE
		310101	3101002	3101003	3102001	3102002	3102003	3102004	3102006	3102007	3102008	2020			
		N	N	N	N	N	N	N	N	N	N	N	N	N	N
887	DENTAL THERAPISTS REGISTRATION BOARD	0.00	0.00	0.00	12,948,230.50	27,557,305.90	6,628.35	0.00	0.00	0.00	0.00	40,512,164.75	40,512,164.75		40,512,164.75
888	NATIONAL BLOOD TRANSFUSION SERVICE(NBTS)	0.00	0.00	0.00	15,107,629.91	20,112,173.83	163,839.21	0.00	0.00	0.00	0.00	35,383,642.95	35,383,642.95		35,383,642.95
889	"NATIONAL OBSTETRIC FISTULA CENTRE, ABAKALIKI"	0.00	0.00	0.00	85,646,737.03	7,608,677.60	-4,813.87	0.00	0.00	0.00	0.00	93,250,600.76	93,250,600.76		93,250,600.76
890	NATIONAL OBSTETRIC FISTULA CENTRE BAUCHI	0.00	0.00	0.00	16,056,789.71	9,596.46	4,062.15	0.00	0.00	0.00	0.00	16,070,448.32	16,070,448.32		16,070,448.32
891	NATIONAL OBSTETRIC FISTULA CENTRE KATSINA	0.00	0.00	0.00	45,336,252.48	41,895,183.55	1,556,589.03	0.00	0.00	0.00	0.00	88,788,025.06	88,788,025.06		88,788,025.06
892	NATIONAL HOSPITAL	0.00	0.00	0.00	518,443,583.85	91,657,851.71	32,622.28	21,935,123.46	0.00	0.00	0.00	632,069,181.30	632,069,181.30		632,069,181.30
893	BASIC HEALTH CARE FUND	0.00	0.00	0.00	0.00	0.00	26,457,743,000.00	0.00	0.00	0.00	0.00	26,457,743,000.00	26,457,743,000.00		26,457,743,000.00
894	"FEDERAL MINISTRY OF ENVIRONMENT HEADQUARTERS"	0.00	0.00	0.00	4,738,463,046.97	119,918,617.08	2,382,455.06	652,841,297.90	0.00	0.00	0.00	5,513,605,417.01	5,513,605,417.01		5,513,605,417.01
895	NATIONAL PARK HEADQUARTERS	0.00	0.00	0.00	168,554,658.34	5,058,002.50	427,448.73	605,638.75	0.00	0.00	0.00	174,645,748.32	174,645,748.32		174,645,748.32
896	KAINJI NATIONAL PARK	0.00	0.00	0.00	6,709,516.66	2,624,189.11	-2,690.44	0.00	0.00	0.00	0.00	9,331,015.33	9,331,015.33		9,331,015.33
897	OYO NATIONAL PARK	0.00	0.00	0.00	32,488,282.81	0.44	-3,574.24	0.00	0.00	-6,621,345.00	0.00	25,863,364.01	25,863,364.01		25,863,364.01
898	CHAD BASIN NATIONAL PARK	0.00	0.00	0.00	5,689,140.82	7,864,903.55	22,453.27	1,289,550.00	0.00	0.00	0.00	14,866,047.64	14,866,047.64		14,866,047.64
899	GASHAKA GUMTI NATIONAL PARK	0.00	0.00	0.00	5,196,764.69	2,618,933.54	-3,859.21	167,900.00	0.00	0.00	0.00	7,979,739.02	7,979,739.02		7,979,739.02
900	CROSS RIVER NATIONAL PARK	0.00	0.00	0.00	23,961,427.84	31,978,121.00	-4,515.00	0.00	0.00	0.00	0.00	55,935,033.84	55,935,033.84		55,935,033.84
901	KAMUKU NATIONAL PARK	0.00	0.00	0.00	2,563,250.35	17,102,721.32	5,611.03	3,223,080.52	0.00	0.00	0.00	22,894,663.22	22,894,663.22		22,894,663.22
902	OKUMU NATIONAL PARK	0.00	0.00	0.00	11,703,327.00	6,803,441.92	-25.50	380,143.25	0.00	0.00	0.00	18,886,886.67	18,886,886.67		18,886,886.67
903	"FEDERAL COLLEGE OF WILDLIFE MANAGEMENT - NEW BUSSA"	0.00	0.00	0.00	4,766,515.97	570,240.33	-3,355.78	0.00	0.00	0.00	0.00	5,333,400.52	5,333,400.52		5,333,400.52
904	FEDERAL COLLEGE OF FORESTRY IBADAN	0.00	0.00	0.00	5,641,307.50	0.00	-5,773.10	0.00	0.00	0.00	0.00	5,635,534.40	5,635,534.40		5,635,534.40
905	FEDERAL COLLEGE OF FORESTRY JOS	0.00	0.00	0.00	3,884,433.28	3.86	-288.85	0.00	0.00	0.00	0.00	3,884,148.29	3,884,148.29		3,884,148.29
906	"RESOURCES MANAGEMENT, SAKPOBA, EDO STATE (SOUTH -SOUTH)"	0.00	0.00	0.00	23,514,776.87	6,655.57	662.20	0.00	0.00	0.00	0.00	23,522,094.64	23,522,094.64		23,522,094.64
907	"RESOURCES MANAGEMENT, MAIDUGURI, BORNO STATE (NORTH EAST)"	0.00	0.00	0.00	23,656,805.85	11,326.55	-991.26	0.00	0.00	0.00	0.00	23,667,141.14	23,667,141.14		23,667,141.14
908	"RESOURCES MANAGEMENT, EBONYI STATE (SOUTH -EAST)"	0.00	0.00	0.00	23,527,045.16	112,225.24	1,040.70	0.00	0.00	0.00	0.00	23,640,311.10	23,640,311.10		23,640,311.10
909	FORESTRY RESEARCH INSTITUTE OF IBADAN	0.00	0.00	0.00	285,536,773.68	113,928,024.49	-36,590.13	-966,561.47	-433,203,263.32	0.00	0.00	-34,741,616.75	34,741,616.75		(34,741,616.75)
910	FORESTRY MECHANISATION COLLEGE AFAKA	0.00	0.00	0.00	2,826,390.74	672,844.15	19,330.44	0.00	0.00	0.00	0.00	3,518,565.33	3,518,565.33		3,518,565.33
911	NATIONAL ENVIRONMENTAL STANDARDS AND REGULATIONS ENFORCEMENT AGENCY	0.00	0.00	0.00	103,879,629.92	3,202.25	12,170.85	8,489,236.76	0.00	0.00	0.00	112,384,239.78	112,384,239.78		112,384,239.78
912	ENVIRONMENTAL HEALTH REGISTRATION COUNCIL OF NIGERIA	0.00	0.00	0.00	12,897,806.79	12,458,855.99	408,007.26	0.00	0.00	0.00	0.00	25,764,670.04	25,764,670.04		25,764,670.04





NOTE 28															
BANK BALANCE -- Contd.															
S/N	MDA	CONSOLIDATED REVENUE FUND	OAGF CASH BALANCE: TSA SUB RECURRENT ACCOUNT	OAGF CASH BALANCE: TSA SUB RECURRENT ACCOUNT	CASH BALANCE: CAPITAL	CASH BALANCE: PERSONNEL	CASH BALANCE: OVERHEAD	CASH BALANCE: REVENUE	CASH BALANCE: AID & GRANTS	CASH BALANCE: LOANS	CASH BALANCE: OTHER FUNDS	BALANCE AS AT	DR	CR	NET BALANCE
		310101	31010102	31010103	31020101	31020102	31020103	31020104	31020106	31020107	31020108	2020			
		N	N	N	N	N	N	N	N	N	N	N	N	N	N
913	NATIONAL AGENCY FOR GREAT GREEN WALL HQTRS	0.00	0.00	0.00	549,341,324.10	0.91	47,072.21	0.00	0.00	0.00	0.00	549,388,397.22	549,388,397.22		549,388,397.22
914	NATIONAL BIOSAFETY MANAGEMENT AGENCY (NBMA) HQTRS	0.00	0.00	0.00	29,565,818.95	0.00	226,386.45	0.00	0.00	0.00	0.00	29,792,205.40	29,792,205.40		29,792,205.40
915	NATIONAL POPULATION COMMISSION	0.00	0.00	0.00	365,177,724.00	155,661,933.28	353,000.13	0.00	0.00	0.00	0.00	521,192,657.41	521,192,657.41		521,192,657.41
916	"MINISTRY OF HUMANITARIAN AFFAIRS, DISASTER MANAGEMENT AND SOCIAL DEVELOPMENT"	0.00	0.00	0.00	1,176,090,381.06	0.00	3,014,850,767.73	0.00	0.00	0.00	0.00	4,190,941,148.79	4,190,941,148.79		4,190,941,148.79
917	"NATIONAL EMERGENCY MANAGEMENT AGENCY"	0.00	0.00	0.00	-24,638,677,662.77	56,484,508.66	24,131.03	0.00	39,117,791,739.08	0.00	0.00	14,535,622,716.00	14,535,622,716.00		14,535,622,716.00
918	NATIONAL SOCIAL INVESTMENT OFFICE	0.00	0.00	0.00	48,912,825,843.89	88,790,350,500.00	117,273,648,256.73	0.00	0.00	0.00	0.00	252,976,824,600.62	252,976,824,600.62		252,976,824,600.62
919	NORTH EAST DEVELOPMENT COMMISSION	0.00	0.00	0.00	270,000,000.00	0.00	0.00	0.00	0.00	0.00	0.00	270,000,000.00	270,000,000.00		270,000,000.00
920	NATIONAL COMMISSION FOR REFUGEES	0.00	0.00	0.00	3,025,848,361.45	0.99	2,490,497,939.59	0.00	0.00	0.00	0.00	5,516,346,302.03	5,516,346,302.03		5,516,346,302.03
	GRAND-TOTAL	-12,807,771,408,305.40	1,142,247,187,078.20	66,566,722,915.32	518,045,369,641.52	201,766,669,141.72	253,452,178,645.76	23,280,930,670.89	122,421,587,491.24	605,600,090.72	1,104,189,173,521.99	-9,375,195,989,108.01	1,088,502,896,001.40	10,463,698,885,109.40	-9,375,195,989,107.99

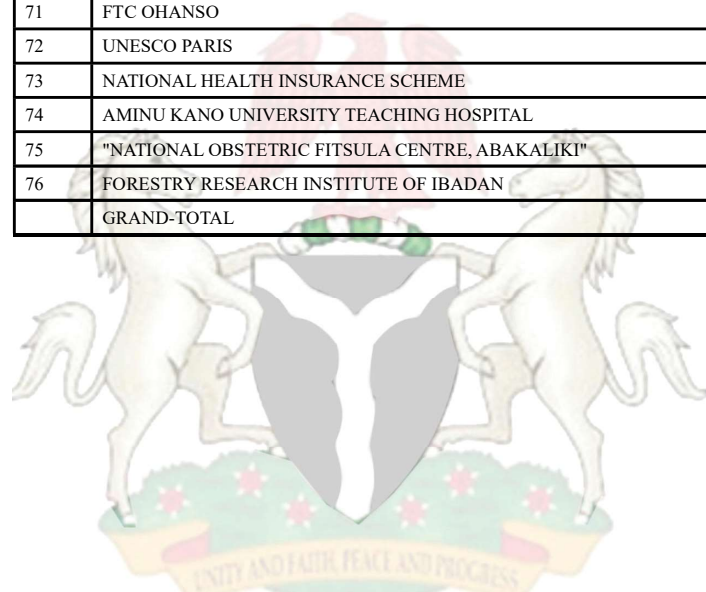




NOTE 28A						
CASH TRANSFER						
S/N	MDA	CASH TRANSFER TO OUTSTATIONS	INTER ACCOUNT TRANSFERS	INTER-MDA CASH TRANSFER	REVENUE REMITTANCE	TOTAL
		31040101	31040102	31040103	31040104	
		₦	₦	₦	₦	₦
ADMINISTRATIVE SECTOR						
1	"ECONOMIC AND FINANCIAL CRIMES COMMISSION (EFCC)"	0.00	0.00	121,081.10	0.00	121,081.10
2	"DEFENCE INTELLIGENCE AGENCY"	0.00	0.00	8,078,302,121.81	0.00	8,078,302,121.81
3	FOREIGN MISSION: BANGUI	0.00	0.00	33,645,964.12	0.00	33,645,964.12
4	FOREIGN MISSION: BEIJING	0.00	0.00	122,324,364.88	0.00	122,324,364.88
5	FOREIGN MISSION: CARACAS	0.00	0.00	15,021,905.39	0.00	15,021,905.39
6	FOREIGN MISSION: FREETOWN	0.00	19,487,425.49	0.00	0.00	19,487,425.49
7	FOREIGN MISSION: KINSHASA	0.00	0.00	119,044,848.48	0.00	119,044,848.48
8	FOREIGN MISSION: LOME	0.00	0.00	157,244.75	0.00	157,244.75
9	FOREIGN MISSION: LUANDA	0.00	24,598,484.85	0.00	10,606,060.61	35,204,545.46
10	FOREIGN MISSION: PARIS	0.00	0.00	136,502,799.84	0.00	136,502,799.84
11	FOREIGN MISSION: RIYADH	0.00	0.00	29,235,115.74	0.00	29,235,115.74
12	FOREIGN MISSION: VIENNA	0.00	0.00	128,649,844.10	0.00	128,649,844.10
13	FOREIGN MISSION: WARSAW	0.00	0.00	29,578,950.34	0.00	29,578,950.34
14	FOREIGN MISSION: YAOUNDE	0.00	27,247,611.94	0.00	0.00	27,247,611.94
15	FOREIGN MISSION VATICAN	0.00	0.00	22,733,892.51	0.00	22,733,892.51
16	VOICE OF NIGERIA	0.00	0.00	61,284.00	0.00	61,284.00
17	NIGERIA PRESS COUNCIL	0.00	0.00	500,175.00	0.00	500,175.00
18	NIGERIA CORRECTIONAL SERVICE	0.00	0.00	694,592.46	0.00	694,592.46
19	"CIVIL DEFENCE, IMMIGRATION AND PRISON SERVICE BOARD (CIPB)"	0.00	0.00	69,500.00	0.00	69,500.00
20	"OFFICE OF THE HEAD OF THE CIVIL SERVICE OF THE FEDERATION - HQTRS"	0.00	0.00	0.00	2,865,000.00	2,865,000.00
21	NATIONAL SECURITY ADVISER	0.00	0.00	9,804,976,933.42	0.00	9,804,976,933.42
22	"DIRECTORATE OF STATE SECURITY SERVICE"	0.00	0.00	18,079,521,081.05	0.00	18,079,521,081.05
23	"NATIONAL INTELLIGENCE AGENCY"	0.00	0.00	11,727,097,985.40	0.00	11,727,097,985.40
24	"NATIONAL AGENCY FOR THE CONTROL OF AIDS (NACA)"	163,600.00	0.00	0.00	0.00	163,600.00
25	"NATIONAL LOTTERY REGULATORY COMMISSION"	0.00	0.00	78,122.26	0.00	78,122.26
ECONOMIC SECTOR						
26	"FEDERAL MINISTRY OF AGRICULTURE AND RURAL DEVELOPMENT HQTRS"	0.00	0.00	0.00	2,009,318.25	2,009,318.25
27	"FEDERAL COLLEGE OF AGRICULTURE, MOORE PLANTATION- IBADAN"	0.00	0.00	0.00	1,994,238.60	1,994,238.60
28	"FEDERAL COLLEGE OF HORTICULTURE, DADIN-KOWA, GOMBE"	0.00	0.00	339,320.74	0.00	339,320.74
29	"OFFICE OF THE PERMANENT REPRESENTATIVE TO FAO"	0.00	0.00	41,162,731.68	0.00	41,162,731.68
30	"FEDERAL UNIVERSITY OF AGRICULTURE, ABEOKUTA"	0.00	33,357,661.71	0.00	0.00	33,357,661.71
31	FPO KANO	0.00	0.00	628,580,448.02	0.00	628,580,448.02
32	"CENTRE FOR MANAGEMENT DEVELOPMENT DEVELOPMENT"	4,557,800.00	0.00	0.00	0.00	4,557,800.00
33	"NIGERIAN EXPORT PROMOTION COUNCIL"	245,889,748.97	0.00	0.00	0.00	245,889,748.97
34	"EXTERNAL TRADE SECTOR, GENEVA (WTO)"	0.00	0.00	292,942,225.13	0.00	292,942,225.13
35	NIGERIA TRADE OFFICE, TAIWAN	0.00	0.00	102,317,160.68	0.00	102,317,160.68
36	NIGERIA TRADE OFFICE, CHINA	0.00	0.00	92,813,579.94	0.00	92,813,579.94
37	"NATIONAL DIRECTORATE OF EMPLOYMENT"	0.00	0.00	2,664,893.66	0.00	2,664,893.66
38	GENEVA LABOUR DESK OFFICE	0.00	0.00	144,770,416.41	0.00	144,770,416.41
39	"TECHNOLOGY BUSINESS INCUBATOR CENTRE - BENIN"	0.00	25,753,329.50	0.00	0.00	25,753,329.50
40	ENERGY COMMISSION OF NIGERIA	0.00	2,283,806.54	0.00	0.00	2,283,806.54
41	"FEDERAL MINISTRY OF TRANSPORT - HQTRS"	0.00	598,500.00	0.00	0.00	598,500.00
42	NIGERIAN RAILWAY	1,697,439,776.96	0.00	0.00	0.00	1,697,439,776.96
43	NIGERIAN METEOROLOGICAL AGENCY	0.00	0.00	9,177,000.00	0.00	9,177,000.00



NOTE 28A						
CASH TRANSFER -- <i>contd.</i>						
S/N	MDA	CASH TRANSFER TO OUTSTATIONS	INTER ACCOUNT TRANSFERS	INTER-MDA CASH TRANSFER	REVENUE REMITTANCE	TOTAL
		31040101	31040102	31040103	31040104	
		₦	₦	₦	₦	₦
44	"NATIONAL POWER TRAINING INSTITUTE"	0.00	0.00	607,562.64	0.00	607,562.64
45	"FEDERAL MINISTRY OF WORKS AND HOUSING"	221,669.32	0.00	0.00	0.00	221,669.32
46	"NIGERIA HYDROLOGICAL SERVICE AGENCY"	120,000.00	0.00	0.00	0.00	120,000.00
47	ANAMBRA/ IMO RBDA	-2,475,907.50	0.00	0.00	0.00	-2,475,907.50
48	BENIN/ OWENA RBDA	10,285,300.12	0.00	0.00	0.00	10,285,300.12
49	HADEJIA-JAMA'ARE RBDA	0.00	0.00	1,357,142.86	0.00	1,357,142.86
50	UPPER BENUE RBDA	86,528,598.51	0.00	0.00	0.00	86,528,598.51
51	NIGERIA CUSTOMS SERVICES	2,448,485,354.19	0.00	0.00	0.00	2,448,485,354.19
LAW & JUSTICES SECTOR						
52	COUNCIL OF LEGAL EDUCATION	406,028,474.76	0.00	0.00	0.00	406,028,474.76
53	"NATIONAL HUMAN RIGHTS COMMISSION"	962,934.51	0.00	0.00	0.00	962,934.51
54	CODE OF CONDUCT BUREAU	0.00	0.00	463,500.00	0.00	463,500.00
SOCIAL SECTOR						
55	"FEDERAL MINISTRY OF YOUTH & SPORTS DEVELOPMENT - HQTRS"	0.00	0.00	4,519,200.00	0.00	4,519,200.00
56	"CITIZENSHIP AND LEADERSHIP TRAINING CENTRE"	54,879,043.50	0.00	37,762.01	0.00	54,916,805.51
57	FEDERAL MINISTRY OF EDUCATION - HQTRS	28,309,845.50	0.00	0.00	0.00	28,309,845.50
58	NATIONAL TEACHERS INSTITUTE	412,901,990.99	0.00	0.00	50,000,000.00	462,901,990.99
59	FEDERAL POLYTECHNIC OFFA	0.00	-60,000,000.00	0.00	0.00	-60,000,000.00
60	FEDERAL POLYTECHNIC EDE	0.00	636,656,955.72	0.00	0.00	636,656,955.72
61	FEDERAL POLYTECHNIC NEKEDE	0.00	23,186,935.91	0.00	0.00	23,186,935.91
62	FEDERAL POLYTECHNIC GWANDU	0.00	7,588,240.00	18,940,000.00	0.00	26,528,240.00
63	"NATIONAL UNIVERSITIES COMMISSION SECRETARIAT"	0.00	0.00	9,333.33	0.00	9,333.33
64	UNIVERSITY OF JOS	0.00	225,281,334.76	0.00	0.00	225,281,334.76
65	UNIVERSITY OF TECHNOLOGY, OWERRI	0.00	40,836,616.89	0.00	0.00	40,836,616.89
66	NNAMDI AZIKIWE UNIVERSITY, AWKA	0.00	10,821,534.68	0.00	0.00	10,821,534.68
67	BAYERO UNIVERSITY, KANO	0.00	60,000,000.00	64,801,952.94	0.00	124,801,952.94
68	FEDERAL UNIVERSITY KASHERE	0.00	0.00	0.00	15,921,617.70	15,921,617.70
69	FGC DAURA	229,500.00	0.00	0.00	0.00	229,500.00
70	FGGC OMU-ARAN	0.00	0.00	8,749,080.12	0.00	8,749,080.12
71	FTC OHANSO	377,900.00	0.00	0.00	0.00	377,900.00
72	UNESCO PARIS	437,135,346.75	0.00	0.00	0.00	437,135,346.75
73	NATIONAL HEALTH INSURANCE SCHEME	288,417.95	0.00	0.00	0.00	288,417.95
74	AMINU KANO UNIVERSITY TEACHING HOSPITAL	0.00	881,411.62	0.00	0.00	881,411.62
75	"NATIONAL OBSTETRIC FITSULA CENTRE, ABAKALIKI"	0.00	0.00	0.00	78,543.83	78,543.83
76	FORESTRY RESEARCH INSTITUTE OF IBADAN	0.00	0.00	0.00	6,053,805.00	6,053,805.00
	GRAND-TOTAL	5,832,329,394.53	1,078,579,849.61	49,742,571,116.81	89,528,583.99	56,743,008,944.93





NOTE 29											
RECEIVABLES											
S/N	MDA	PERSONNAL ADVANCES	PERSONNAL ADVANCES	ADMINISTRATIVE ADVANCES	IMPRESTS	REVENUE IN ARREARS	PERSONNAL ADVANCE	SUB - TOTAL	REPAYMENT	BALANCE AS AT 31/12/2020	BALANCE AS AT 31/12/2019
		310601		310602	310603	310604	22030101	TOTALS	120210	TOTALS	TOTAL
		₦	₦	₦	₦	₦	₦	₦	₦	₦	₦
ADMINISTRATIVE SECTOR											
1	STATE HOUSE - HQTRS	31,335,325.00	0.00	0.00	0.00	0.00	0.00	31,335,325.00	0.00	31,335,325.00	4,071,900.00
2	STATE HOUSE MEDICAL CENTRE	1,000,000.00	0.00	0.00	0.00	0.00	0.00	1,000,000.00	0.00	1,000,000.00	5,000,000.00
3	STATE HOUSE LAGOS LIAISON OFFICE	0.00	0.00	0.00	0.00	0.00	0.00	0.00	0.00	0.00	131,400.00
4	OFFICE OF THE SENIOR SPECIAL ASSISTANT TO THE PRESIDENT -NIGER DELTA	589,969,300.00	0.00	0.00	0.00	0.00	0.00	589,969,300.00	0.00	589,969,300.00	5,690,010,706.05
5	NIPSS, KURU	1,614,900.00	0.00	0.00	0.00	0.00	0.00	1,614,900.00	0.00	1,614,900.00	2,243,900.00
6	BUREAU OF PUBLIC ENTERPRISES (BPE)	3,614,582.96	0.00	0.00	0.00	0.00	0.00	3,614,582.96	0.00	3,614,582.96	2,243,900.00
7	"NIGERIAN FINANCIAL INTELLIGENCE UNIT (NFIU)"	0.00	0.00	0.00	0.00	0.00	0.00	0.00	0.00	0.00	153,700.00
8	"BUREAU OF PUBLIC PROCUREMENT (BPP)"	0.00	0.00	0.00	0.00	0.00	0.00	0.00	0.00	0.00	2,243,900.00
9	"NIGERIA EXTRACTIVE INDUSTRIES TRANSPARENCY INITIATIVE (NEITI)"	10,455,929.00	0.00	0.00	0.00	0.00	0.00	10,455,929.00	0.00	10,455,929.00	19,650,558.36
10	"OFFICE OF THE CHIEF ECONOMIC ADVISER TO THE PRESIDENT"	0.00	0.00	0.00	0.00	0.00	0.00	0.00	0.00	0.00	210,000.00
11	"MINISTRY OF DEFENCE - MOD HQTRS"	0.00	0.00	0.00	0.00	0.00	0.00	0.00	257,160.10	-257,160.10	(160,000.00)
12	NIGERIAN ARMY	0.00	0.00	0.00	0.00	0.00	0.00	0.00	0.00	0.00	340,124,613.21
13	NIGERIAN AIRFORCE	0.00	0.00	0.00	0.00	0.00	0.00	0.00	0.00	0.00	25,000.00
14	"MINISTRY OF FOREIGN AFFAIRS - HQTRS"	730,409.00	0.00	0.00	0.00	0.00	0.00	730,409.00	0.00	730,409.00	-
15	"DIRECTORATE OF TECHNICAL COOP. IN AFRICA"	11,433,367.36	0.00	0.00	0.00	0.00	0.00	11,433,367.36	0.00	11,433,367.36	6,749,895.00
16	FOREIGN MISSION: ATHENS	0.00	0.00	0.00	0.00	0.00	0.00	0.00	0.00	0.00	2,241,379.31
17	FOREIGN MISSION: BAMA	0.00	0.00	1,237,199.62	0.00	0.00	0.00	1,237,199.62	0.00	1,237,199.62	-
18	FOREIGN MISSION: BANGKOK	0.00	0.00	0.00	0.00	0.00	0.00	0.00	0.00	0.00	9,362,080.33
19	FOREIGN MISSION: BERLIN	5,708,990.15	0.00	0.00	0.00	0.00	0.00	5,708,990.15	0.00	5,708,990.15	-
20	FOREIGN MISSION: BRASILIA	0.00	0.00	0.00	1,712,121.21	0.00	0.00	1,712,121.21	0.00	1,712,121.21	-
21	FOREIGN MISSION: BRUSSELS	0.00	0.00	0.00	0.00	0.00	0.00	0.00	0.00	0.00	1,965,172.41
22	FOREIGN MISSION: CANBERRA	0.00	0.00	0.00	0.00	0.00	0.00	0.00	0.00	0.00	1,389,339.39
23	FOREIGN MISSION: KINGSTON	0.00	0.00	0.00	0.00	0.00	0.00	0.00	0.00	0.00	7,575,757.59
24	FOREIGN MISSION: LOME	0.00	0.00	0.00	14,136,346.13	0.00	0.00	14,136,346.13	0.00	14,136,346.13	-
25	FOREIGN MISSION: LONDON	0.00	0.00	0.00	0.00	0.00	0.00	0.00	0.00	0.00	15,767,272.73
26	FOREIGN MISSION: LUSAKA	13,234,647.06	0.00	0.00	0.00	0.00	0.00	13,234,647.06	0.00	13,234,647.06	6,184,869.68
27	"FOREIGN MISSION: NNJC - NIAMEY"	0.00	0.00	0.00	0.00	0.00	0.00	0.00	0.00	0.00	25,050,606.06
28	FOREIGN MISSION: SEOUL	0.00	0.00	0.00	3,607,203.30	0.00	0.00	3,607,203.30	0.00	3,607,203.30	7,210,242.91
29	"FOREIGN MISSION: STOCKHOLM"	0.00	0.00	0.00	0.00	0.00	0.00	0.00	0.00	0.00	2,019,230.77
30	"FOREIGN MISSION PRAQUE, CZECH REPUBLIC"	0.00	0.00	1,181,245.54	0.00	0.00	0.00	1,181,245.54	0.00	1,181,245.54	1,181,245.54
31	"FEDERAL MINISTRY OF INFORMATION & CULTURE - HQTRS"	0.00	0.00	0.00	0.00	0.00	0.00	0.00	2,328,609.63	-2,328,609.63	-



NOTE 29											
RECEIVABLES – contd.											
S/N	MDA	PERSONNAL ADVANCES	PERSONNAL ADVANCES	ADMINISTRATIVE ADVANCES	IMPRESTS	REVENUE IN ARREARS	PERSONNAL ADVANCE	SUB - TOTAL	REPAYMENT	BALANCE AS AT 31/12/2020	BALANCE AS AT 31/12/2019
		310601		310602	310603	310604	22030101	TOTALS	120210	TOTALS	TOTAL
		₦	₦	₦	₦	₦	₦	₦	₦	₦	₦
32	VOICE OF NIGERIA	63,639,907.16	0.00	0.00	0.00	0.00	0.00	63,639,907.16	0.00	63,639,907.16	93,617,167.00
33	"NATIONAL FILM AND VIDEO CENSOR BOARD"	0.00	0.00	25,862,402.40	0.00	0.00	0.00	25,862,402.40	0.00	25,862,402.40	26,428,449.72
34	"CENTRE FOR BLACK AFRICAN ARTS AND CIVILISATION"	0.00	0.00	0.00	0.00	0.00	0.00	0.00	0.00	0.00	(8,500.00)
35	NIGERIA CORRECTIONAL SERVICE	0.00	0.00	0.00	0.00	0.00	0.00	0.00	0.00	0.00	12,538,736.00
36	NIGERIA IMMIGRATION SERVICE	5,193,700.00	0.00	0.00	0.00	0.00	0.00	5,193,700.00	0.00	5,193,700.00	10,564,780.00
37	"NIGERIA SECURITY AND CIVIL DEFENCE CORPS"	389,400.00	0.00	0.00	0.00	0.00	0.00	389,400.00	0.00	389,400.00	-
38	"NIGERIA POLICE ACADEMY WUDIL, KANO"	0.00	0.00	0.00	0.00	0.00	0.00	0.00	0.00	0.00	391,162,843.05
39	"OFFICE OF THE HEAD OF THE CIVIL SERVICE OF THE FEDERATION - HQTRS"	1,359,000.00	0.00	0.00	0.00	0.00	0.00	1,359,000.00	0.00	1,359,000.00	-
40	"ADMINISTRATIVE STAFF COLLEGE OF NIGERIA"	0.00	0.00	0.00	0.00	0.00	0.00	0.00	0.00	0.00	2,500,000.00
41	"WEST AFRICAN MGT. DEVT. INSTITUTES NETWORK"	0.00	0.00	0.00	0.00	0.00	0.00	0.00	0.00	0.00	150,000.00
42	FEDERAL TRAINING CENTRE, KADUNA	0.00	0.00	0.00	0.00	0.00	0.00	0.00	0.00	0.00	32,000.00
43	PUBLIC SERVICE INSTITUTE OF NIGERIA.	0.00	0.00	0.00	0.00	0.00	0.00	0.00	0.00	0.00	165,000.00
44	BUREAU OF PUBLIC SERVICE REFORMS	51,494,015.00	0.00	0.00	0.00	0.00	0.00	51,494,015.00	0.00	51,494,015.00	98,791,154.00
45	"AUDITOR GENERAL FOR THE FEDERATION"	348,615,216.00	0.00	0.00	0.00	0.00	0.00	348,615,216.00	0.00	348,615,216.00	195,474,300.00
46	PUBLIC COMPLAINTS COMMISSION	0.00	0.00	192,365,890.00	0.00	0.00	0.00	192,365,890.00	0.00	192,365,890.00	(486,130.39)
47	FEDERAL CIVIL SERVICE COMMISSION	20,000.00	0.00	0.00	0.00	0.00	0.00	20,000.00	0.00	20,000.00	-
48	INDEPENDENT NATIONAL ELECTORAL COMMISSION	0.00	0.00	0.00	0.00	0.00	0.00	0.00	0.00	0.00	36,879,785.00
49	FEDERAL CHARACTER COMMISSION	0.00	0.00	0.00	0.00	0.00	0.00	0.00	828,900.34	-828,900.34	(1,727,032.74)
50	"MINISTRY OF COMMUNICATION TECHNOLOGY HQTRS"	200,000.00	0.00	0.00	0.00	0.00	0.00	200,000.00	3,733,980.00	-3,533,980.00	-
51	NIGERIA COMMUNICATION SATELLITE	8,741,290.00	0.00	0.00	0.00	0.00	0.00	8,741,290.00	0.00	8,741,290.00	5,408,100.00
52	"INFRASTRUCTURE CONCESSION REGULATORY COMMISSION"	0.00	0.00	0.00	0.00	0.00	0.00	0.00	40,060,838.52	-40,060,838.52	(57,110.00)
53	"SECRETARY TO THE GOVERNMENT OF THE FEDERATION HQTRS"	0.00	0.00	0.00	0.00	0.00	0.00	0.00	0.00	0.00	612,242,233.62
54	"NATIONAL IDENTITY MANAGEMENT COMMISSION"	0.00	0.00	0.00	0.00	0.00	0.00	0.00	5,573,432.54	-5,573,432.54	-
55	NATIONAL MERIT AWARD	0.00	0.00	0.00	0.00	0.00	0.00	0.00	0.00	0.00	85,000.00
56	FEDERAL ROAD SAFETY COMMISSION	279,514.40	0.00	0.00	0.00	0.00	0.00	279,514.40	0.00	279,514.40	147,181.42
57	PRESIDENTIAL ADVISORY COMMITTEE	342,100.00	0.00	0.00	0.00	0.00	0.00	342,100.00	0.00	342,100.00	-
58	"NATIONAL AGENCY FOR THE CONTROL OF AIDS (NACA)"	31,964,461.96	0.00	0.00	0.00	0.00	0.00	31,964,461.96	0.00	31,964,461.96	18,699,951.60



NOTE 29											
RECEIVABLES -- contd.											
S/N	MDA	PERSONNAL ADVANCES	PERSONNAL ADVANCES	ADMINISTRATIVE ADVANCES	IMPRESTS	REVENUE IN ARREARS	PERSONNAL ADVANCE	SUB - TOTAL	REPAYMENT	BALANCE AS AT 31/12/2020	BALANCE AS AT 31/12/2019
		310601		310602	310603	310604	22030101	TOTALS	120210	TOTALS	TOTAL
		₦	₦	₦	₦	₦	₦	₦	₦	₦	₦
ECONOMIC SECTOR											
62	"FEDERAL MINISTRY OF AGRICULTURE AND RURAL DEVELOPMENT HQTRS"	28,075,000.00	0.00	0.00	0.00	0.00	0.00	28,075,000.00	0.00	28,075,000.00	2,762,096,452.18
63	"NATIONAL CEREALS RESEARCH INSTITUTE- BADEGGI"	0.00	0.00	0.00	0.00	0.00	0.00	0.00	0.00	0.00	(450.00)
64	"NATIONAL VETERINARY RESEARCH INSTITUTE-VOM"	0.00	0.00	1,000,000.00	3,650,040.00	0.00	0.00	4,650,040.00	0.00	4,650,040.00	672,000.00
65	"NATIONAL ROOT CROPS RESEARCH INSTITUTE- UMUDIKE"	9,973,150.00	0.00	0.00	0.00	0.00	0.00	9,973,150.00	0.00	9,973,150.00	15,555,620.00
66	"NATIONAL INSTITUTE FOR OIL PALM RESEARCH (NIFOR) - BENIN"	0.00	0.00	15,412,149.18	3,656,200.00	0.00	0.00	19,068,349.18	0.00	19,068,349.18	-
67	"NATIONAL HORTICULTURAL RESEARCH INSTITUTE- IBADAN"	0.00	0.00	0.00	0.00	0.00	0.00	0.00	774,750.00	-774,750.00	-
68	COCOA RESEARCH INSTITUTE- IBADAN	503,975.00	0.00	0.00	0.00	0.00	0.00	503,975.00	0.00	503,975.00	-
69	"INSTITUTE OF AGRICULTURAL RESEARCH AND TRAINING- IBADAN"	4,285,780.00	0.00	0.00	0.00	0.00	0.00	4,285,780.00	0.00	4,285,780.00	4,592,363.00
70	"FEDERAL COLLEGE OF ANIMAL HEALTH AND PRODUCTION TECHNOLOGY - IBADAN"	0.00	0.00	28,096,181.00	1,058,850.00	0.00	0.00	29,155,031.00	0.00	29,155,031.00	-
71	FEDERAL COLLEGE OF AGRICULTURE - AKURE	265,448.50	0.00	0.00	0.00	0.00	0.00	265,448.50	0.00	265,448.50	-
72	FEDERAL CO-OPERATIVE COLLEGE- KADUNA	24,000.00	0.00	0.00	0.00	0.00	0.00	24,000.00	0.00	24,000.00	-
73	"FEDERAL COLLEGE OF HORTICULTURE, DADIN-KOWA, GOMBE"	0.00	0.00	0.00	0.00	0.00	0.00	0.00	0.00	0.00	(78,624.04)
74	NATIONAL AGRICULTURE SEEDS COUNCIL	0.00	0.00	0.00	0.00	0.00	0.00	0.00	0.00	0.00	80,000.00
75	"AGRICULTURAL RESEARCH COUNCIL OF NIGERIA"	120,349,700.00	0.00	0.00	0.00	0.00	0.00	120,349,700.00	0.00	120,349,700.00	26,469,350.00
76	LAKE CHAD RESEARCH INSTITUTE MAIDUGURI	6,613,050.00	0.00	0.00	98,000.00	0.00	0.00	6,711,050.00	0.00	6,711,050.00	688,660.00
77	"FEDERAL UNIVERSITY OF AGRICULTURE, ABEOKUTA"	7,860,423.03	0.00	121,978,975.23	2,736,480.00	0.00	0.00	132,575,878.26	0.00	132,575,878.26	-
78	"MICHAEL OKPARA UNIVERSITY OF AGRICULTURE, UMUDIKE"	0.00	0.00	0.00	0.00	0.00	0.00	0.00	0.00	0.00	302,021,570.82
79	"FEDERAL MINISTRY OF FINANCE, BUDGET AND NATIONAL PLANNING - HQTRS"	30,910,550.00	0.00	0.00	0.00	0.00	0.00	30,910,550.00	0.00	30,910,550.00	210,000.00
80	DEBT MANAGEMENT OFFICE	580,000.00	0.00	0.00	0.00	0.00	0.00	580,000.00	0.00	580,000.00	-
81	INVESTMENT AND SECURITIES TRIBUNAL	0.00	0.00	0.00	0.00	0.00	0.00	0.00	40,000.00	-40,000.00	-
82	"OFFICE OF THE ACCOUNTANT-GENERAL OF THE FEDERATION"	362,000.00	0.00	0.00	0.00	0.00	0.00	362,000.00	0.00	362,000.00	331,010,463.15
83	FPO MINNA	0.00	0.00	0.00	0.00	0.00	0.00	0.00	0.00	0.00	4,000.00
84	FPO OSOGBO	10,000.00	0.00	0.00	0.00	0.00	0.00	10,000.00	0.00	10,000.00	-
85	FPO UMUAHIA	533,884.86	0.00	0.00	0.00	0.00	0.00	533,884.86	0.00	533,884.86	1,007,552.51
86	"PENSION TRANSITIONAL ARRANGEMENT DEPARTMENT (PTAD) HQTRS"	726,000.00	0.00	0.00	0.00	0.00	0.00	726,000.00	0.00	726,000.00	227,500.00



NOTE 29											
RECEIVABLES -- contd.											
S/N	MDA	PERSONNAL ADVANCES	PERSONNAL ADVANCES	ADMINISTRATIVE ADVANCES	IMPRESTS	REVENUE IN ARREARS	PERSONNAL ADVANCE	SUB - TOTAL	REPAYMENT	BALANCE AS AT 31/12/2020	BALANCE AS AT 31/12/2019
		310601		310602	310603	310604	22030101	TOTALS	120210	TOTALS	TOTAL
		₦	₦	₦	₦	₦	₦	₦	₦	₦	₦
113	"BIORESOURCE DEVELOPMENT CENTRE MAKURDI, BENUE STATE"	45,000.00	0.00	0.00	0.00	0.00	0.00	45,000.00	0.00	45,000.00	-
114	"BIORESOURCE DEVELOPMENT CENTRE, UBURU EBONYI STATE"	0.00	0.00	0.00	0.00	0.00	0.00	0.00	0.00	0.00	120,915.00
115	"NATIONAL ENGINEERING DESIGN AND DEVELOPMENT CENTRE -NNEWI"	0.00	0.00	0.00	0.00	0.00	0.00	0.00	0.00	0.00	200,000.00
116	"NIGERIAN BUILDING AND ROAD RESEARCH INSTITUTE - LAGOS"	0.00	0.00	0.00	0.00	0.00	0.00	0.00	0.00	0.00	1,750,000.00
117	PROJECT DEVELOPMENT INSTITUTE - ENUGU	0.00	0.00	0.00	0.00	0.00	0.00	0.00	0.00	0.00	534,462,442.91
118	"NATIONAL RESEARCH INSTITUTE FOR CHEMICAL TECHNOLOGY -ZARIA"	100,000.00	0.00	0.00	0.00	0.00	0.00	100,000.00	0.00	100,000.00	-
119	"NIGERIAN INSTITUTE FOR TRYPANOSOMIASIS RESEARCH - KADUNA"	0.00	0.00	0.00	0.00	0.00	0.00	0.00	0.00	0.00	56,000.00
120	"SCIENCE EQUIPMENT DEVELOPMENT INSTITUTE- ENUGU"	17,006,795.00	0.00	0.00	0.00	0.00	0.00	17,006,795.00	0.00	17,006,795.00	15,998,245.00
121	"FEDERAL MINISTRY OF TRANSPORT -HQTRS"	123,891,575.00	0.00	0.00	0.00	0.00	0.00	123,891,575.00	0.00	123,891,575.00	56,667,940.00
122	NIGERIAN RAILWAY	0.00	0.00	5,000.00	0.00	0.00	0.00	5,000.00	0.00	5,000.00	-
123	FEDERAL MINISTRY OF AVIATION	30,493,500.00	0.00	0.00	0.00	0.00	0.00	30,493,500.00	0.00	30,493,500.00	-
124	FEDERAL INLAND REVENUE SERVICES	0.00	0.00	0.00	0.00	0.00	0.00	0.00	0.00	0.00	40,343,741,164.79
125	"FEDERAL MINISTRY OF POWER -HQTRS"	0.00	0.00	0.00	0.00	0.00	0.00	0.00	0.00	0.00	63,818,675.31
126	"NATIONAL RURAL ELECTRIFICATION AGENCY"	0.00	0.00	0.00	0.00	0.00	0.00	0.00	4,940,161.25	-4,940,161.25	-
127	"NIGERIAN ELECTRICITY MANAGEMENT SERVICES AGENCY (NEMSA) HQTRS"	0.00	0.00	15,105,466.99	0.00	0.00	0.00	15,105,466.99	0.00	15,105,466.99	62,016,583.19
128	"FEDERAL MINISTRY OF WORKS AND HOUSING"	8,761,200.00	0.00	0.00	0.00	0.00	0.00	8,761,200.00	0.00	8,761,200.00	-
129	"OFFICE OF THE SURVEYOR-GENERAL OF THE FEDERATION"	0.00	0.00	3,072,082.84	0.00	0.00	0.00	3,072,082.84	0.00	3,072,082.84	25,830,000.00
130	"FEDERAL ROAD MAINTENANCE AGENCY"	0.00	0.00	0.00	0.00	0.00	0.00	0.00	0.00	0.00	1,556,119.87
131	"COUNCIL FOR THE REGULATION OF ENGINEERING IN NIGERIA (COREN)"	0.00	0.00	0.00	10,214,482.61	0.00	0.00	10,214,482.61	0.00	10,214,482.61	-
132	"MINISTRY OF PETROLEUM RESOURCES HQTRS"	0.00	0.00	227,295,093.50	0.00	0.00	0.00	227,295,093.50	0.00	227,295,093.50	538,395,019.00
133	PETROLEUM TRAINING INSTITUTE	0.00	0.00	6,294,704.17	0.00	0.00	0.00	6,294,704.17	0.00	6,294,704.17	15,465,008.00
134	"MINISTRY OF MINES AND STEEL DEVELOPMENT- HQTRS"	0.00	0.00	801,376,790.00	0.00	0.00	0.00	801,376,790.00	0.00	801,376,790.00	217,687,634.54
135	"NIGERIAN GEOLOGICAL SURVEY AGENCY."	0.00	0.00	222,809,871.33	0.00	0.00	0.00	222,809,871.33	0.00	222,809,871.33	655,542,048.00
136	"NATIONAL IRON ORE MINING PROJECT - ITAKPE"	0.00	0.00	2,765,500.00	0.00	0.00	0.00	2,765,500.00	0.00	2,765,500.00	6,638,900.00



NOTE 29											
RECEIVABLES -- contd.											
S/N	MDA	PERSONNAL ADVANCES	PERSONNAL ADVANCES	ADMINISTRATIVE ADVANCES	IMPRESTS	REVENUE IN ARREARS	PERSONNAL ADVANCE	SUB - TOTAL	REPAYMENT	BALANCE AS AT 31/12/2020	BALANCE AS AT 31/12/2019
		310601		310602	310603	310604	22030101	TOTALS	120210	TOTALS	TOTAL
		₦	₦	₦	₦	₦	₦	₦	₦	₦	₦
227	"LIBRARIANS REGISTRATION COUNCIL OF NIGERIA"	3,830,317.50	0.00	0.00	0.00	0.00	0.00	3,830,317.50	0.00	3,830,317.50	-
228	"NATIONAL BOARD FOR TECHNICAL EDUCATION"	1,800,000.00	0.00	0.00	0.00	0.00	0.00	1,800,000.00	0.00	1,800,000.00	67,759,150.00
229	"NATIONAL BOARD FOR ARABIC AND ISLAMIC STUDIES (NBAIS) HQTRS"	0.00	0.00	0.00	0.00	0.00	0.00	0.00	0.00	0.00	120,000.00
230	"NATIONAL PRIMARY HEALTH CARE DEVELOPMENT AGENCY"	2,296,523,489.28	0.00	0.00	0.00	0.00	0.00	2,296,523,489.28	0.00	2,296,523,489.28	862,429,365.85
231	RADIOGRAPHERS REGISTRATION BOARD	0.00	0.00	0.00	0.00	0.00	0.00	0.00	1,500,000.00	-1,500,000.00	(743,500.00)
232	MEDICAL AND DENTAL COUNCIL OF NIGERIA	0.00	0.00	0.00	0.00	0.00	0.00	0.00	0.00	0.00	(4,596,094.26)
233	"NATIONAL AGENCY FOR FOOD AND DRUG ADMINISTRATION AND CONTROL"	0.00	0.00	0.00	0.00	0.00	0.00	0.00	0.00	0.00	(1,624,086.00)
234	NURSE TUTOR TRAINING IBADAN	0.00	0.00	0.00	15,000.00	0.00	0.00	15,000.00	0.00	15,000.00	-
235	"NATIONAL POST GRADUATE MEDICAL COLLEGE OF NIGERIA-IJANIKIN LAGOS"	5,245,310.00	0.00	0.00	0.00	0.00	0.00	5,245,310.00	0.00	5,245,310.00	4,415,063.37
236	COMMUNITY HEALTH TUTOR PROGRAMME UCH	0.00	0.00	0.00	15,000.00	0.00	0.00	15,000.00	0.00	15,000.00	-
237	UNIVERSITY COLLEGE HOSPITAL IBADAN	11,379,468.38	0.00	0.00	0.00	0.00	0.00	11,379,468.38	0.00	11,379,468.38	47,740,952.94
238	"AHMADU BELLO UNIVERSITY TEACHING HOSPITAL"	0.00	0.00	0.00	0.00	0.00	0.00	0.00	0.00	0.00	(5,869,461.86)
239	UNIVERSITY OF CALABAR TEACHING HOSPITAL	0.00	0.00	0.00	0.00	0.00	0.00	0.00	0.00	0.00	(2,470,050.00)
240	"UNIVERSITY OF MAIDUGURI TEACHING HOSPITAL"	149,725.66	0.00	13,131,530.00	28,352,114.00	0.00	0.00	41,633,369.66	0.00	41,633,369.66	4,830.48
241	AMINU KANO UNIVERSITY TEACHING HOSPITAL	11,513,674.00	0.00	0.00	0.00	0.00	0.00	11,513,674.00	0.00	11,513,674.00	40,037,020.21
242	"NNAMDI AZIKIWE UNIVERSITY TEACHING HOSPITAL, NNEWI"	189,420.00	0.00	0.00	0.00	0.00	0.00	189,420.00	0.00	189,420.00	-
243	"UNIVERSITY OF ABUJA TEACHING HOSPITAL, GWAGWALADA"	0.00	0.00	0.00	0.00	0.00	0.00	0.00	0.00	0.00	30,906,506.61
244	"ABUBAKAR TAFAWA BALEWA UNIVERSITY TEACHING HOSPITAL BAUCHI"	31,089.33	0.00	0.00	0.00	0.00	0.00	31,089.33	0.00	31,089.33	33,330,000.00
245	FEDERAL TEACHING HOSPITAL, ABAKALIKI	0.00	0.00	0.00	28,410.00	1,328,958.48	0.00	1,357,368.48	0.00	1,357,368.48	1,108,268.48
246	FEDERAL MEDICAL CENTRE - ABUJA	0.00	0.00	0.00	14,500,000.00	0.00	0.00	14,500,000.00	0.00	14,500,000.00	-
247	FEDERAL NEURO-PSYCHIATRIC HOSPITAL YABA	385,575.00	0.00	0.00	280,800.00	0.00	0.00	666,375.00	0.00	666,375.00	226,558.00
248	"FEDERAL NEURO-PSYCHIATRIC HOSPITAL ABEOKUTA"	2,284,909.32	0.00	73,642,447.50	419,376.25	0.00	0.00	76,346,733.07	0.00	76,346,733.07	-
249	NATIONAL ORTHOPAEDIC HOSPITAL LAGOS	0.00	298,160.47	0.00	0.00	0.00	0.00	298,160.47	0.00	298,160.47	-
250	FEDERAL MEDICAL CENTRE, OWERRI	0.00	0.00	0.00	3,471,000.00	0.00	0.00	3,471,000.00	0.00	3,471,000.00	-
251	FEDERAL MEDICAL CENTRE, NGURU YOBE	0.00	0.00	0.00	0.00	0.00	0.00	0.00	0.00	0.00	349,191.50
252	FEDERAL MEDICAL CENTRE, AZARE BAUCHI	0.00	0.00	0.00	0.00	0.00	0.00	0.00	0.00	0.00	(13,910,466.64)



NOTE 29											
RECEIVABLES -- contd.											
S/N	MDA	PERSONNAL ADVANCES	PERSONNAL ADVANCES	ADMINIS- TRATIVE ADVANCES	IMPRESTS	REVENUE IN ARREARS	PER- SONNAL ADVANCE	SUB - TOTAL	REPAYMENT	BALANCE AS AT 31/12/2020	BALANCE AS AT 31/12/2019
		310601		310602	310603	310604	22030101	TOTALS	120210	TOTALS	TOTAL
		₦	₦	₦	₦	₦	₦	₦	₦	₦	₦
253	FEDERAL MEDICAL CENTRE, KEBBI STATE	0.00	0.00	0.00	0.00	0.00	0.00	0.00	0.00	0.00	1,158,900.00
254	FEDERAL MEDICAL CENTRE, TARABA STATE	0.00	0.00	0.00	0.00	0.00	0.00	0.00	0.00	0.00	5,476,932.74
255	FEDERAL MEDICAL CENTRE, JIGAWA STATE	88,012.30	0.00	0.00	40,000.00	0.00	0.00	128,012.30	64,824.00	63,188.30	-
256	FEDERAL MEDICAL CENTRE, BAYELSA STATE	0.00	0.00	23,295,710.00	3,880,000.00	0.00	0.00	27,175,710.00	0.00	27,175,710.00	19,844,816.39
257	NIGERIA CENTRE FOR DISEASE CONTROL ABUJA	0.00	0.00	0.00	0.00	0.00	0.00	0.00	16,937,000.00	-16,937,000.00	513,400.00
258	PHS, MAIDUGURI	1,395,000.00	0.00	0.00	0.00	0.00	0.00	1,395,000.00	0.00	1,395,000.00	-
259	"NATIONAL INST. OF PHARM. RESEARCH AND DEVELOPMENT, ABUJA"	0.00	0.00	6,084,660.00	300,000.00	0.00	0.00	6,384,660.00	0.00	6,384,660.00	-
260	INSTITUTE OF CHARTERED CHEMISTS OF NIGERIA	0.00	0.00	0.00	0.00	0.00	0.00	0.00	0.00	0.00	7,800.00
261	DENTAL THERAPISTS REGISTRA- TION BOARD	0.00	0.00	0.00	0.00	0.00	0.00	0.00	0.00	0.00	1,245,000.00
262	NATIONAL BLOOD TRANSFU- SION SERVICE(NBTS)	1,000,000.00	0.00	0.00	0.00	0.00	0.00	1,000,000.00	0.00	1,000,000.00	-
263	NATIONAL OBSTETRIC FISTULA CENTRE BAUCHI	0.00	0.00	0.00	0.00	0.00	0.00	0.00	0.00	0.00	252,726.42
264	KAINJI NATIONAL PARK	0.00	0.00	0.00	0.00	0.00	0.00	0.00	20,000.00	-20,000.00	-
265	FEDERAL COLLEGE OF FOREST- RY IBADAN	192,000.00	0.00	0.00	0.00	0.00	0.00	192,000.00	0.00	192,000.00	-
266	FORESTRY RESEARCH INSTI- TUTE OF IBADAN	0.00	0.00	6,246,125.00	0.00	0.00	0.00	6,246,125.00	463,800.88	5,782,324.12	-
267	NATIONAL ENVIRONMENTAL STANDARDS AND REGULATIONS ENFORCEMENT AGENCY	0.00	0.00	0.00	0.00	0.00	0.00	0.00	0.00	0.00	1,043,350.00
268	NATIONAL AGENCY FOR GREAT GREEN WALL HQTRS	120,000.00	0.00	0.00	0.00	0.00	0.00	120,000.00	0.00	120,000.00	-
269	"NATIONAL EMERGENCY MAN- AGEMENT AGENCY"	0.00	0.00	0.00	0.00	0.00	0.00	0.00	0.00	0.00	402,014,321.10
270	NATIONAL SOCIAL INVESTMENT OFFICE	2,048,924,218.95	0.00	0.00	0.00	0.00	0.00	2,048,924,218.95	0.00	2,048,924,218.95	-
	TOTAL	9,341,441,969.78	226,349,542.99	4,357,552,343.67	296,453,413.44	510,323,175,256.78	172,694,762.26	524,717,667,288.92	274,069,782.98	524,443,597,505.94	276,996,762,178.72





NOTE 30		
PREPAYMENT- GENERAL		
S/N	MDA	PREPAYMENT- GENERAL
		310801
		₦
ADMINISTRATIVE SECTOR		
1	TERTIARY EDUCATION TRUST FUND	133,993,352.26
ECONOMIC SECTOR		
2	"FEDERAL COLLEGE OF ANIMAL HEALTH AND PRODUCTION TECHNOLOGY - VOM"	5,045,288.00
3	"NIGERIA AGRICULTURAL QUARANTINE SERVICE"	3,306,350.00
4	"NATIONAL AGENCY FOR SCIENCE AND ENGINEERING INFRASTRUCTURES HQTRS"	110,321,436.00
5	"NATIONAL STEEL RAW MATERIALS EXPLORATION AGENCY, KADUNA"	90,919,434.62
6	NIGERIA CUSTOMS SERVICES	6,211,128.06
LAW & JUSTICES SECTOR		
7	FEDERAL HIGH COURT-ABUJA	30,225,000.00
8	NATIONAL INDUSTRIAL COURT	24,385,763.33
9	JUDICIARY SERVICE COMMITTEE-FCT ABUJA	3,083,333.33
10	"NATIONAL HUMAN RIGHTS COMMISSION"	24,603,012.85
SOCIAL SECTOR		
11	"FEDERAL MINISTRY OF YOUTH & SPORTS DEVELOPMENT - HQTRS"	1,019,814,780.63
12	UNIVERSITY OF ILORIN	157,425.75
13	FGC KADUNA	13,155,543.50
14	FGC KEFFI	5,008,087.72
15	FGGC BAUCHI	3,749,831.24
16	FSTC,DOMA	4,674,176.40
17	FEDERAL MEDICAL CENTRE, YOLA ADAMAWA	3,450,000.00
	GRAND-TOTAL	1,482,103,943.69





NOTE 31				
INVENTORIES				
S/N	MDA	INVENTORIES	WORK-IN-PROGRESS	TOTAL
		310501	310502	
		₦	₦	₦
ADMINISTRATIVE SECTOR				
1	"BUREAU OF PUBLIC PROCUREMENT (BPP)"	26,233,080.68	0.00	26,233,080.68
2	"NIGERIA EXTRACTIVE INDUSTRIES TRANSPARENCY INITIATIVE (NEITI)"	2,874,100.00	0.00	2,874,100.00
3	"NIGERIA ATOMIC ENERGY COMMISSION & ITS CENTRES"	1,241,757.00	0.00	1,241,757.00
4	SENATE	740,691,174.10	0.00	740,691,174.10
5	"MINISTRY OF DEFENCE - MOD HQTRS"	3,919,000.00	0.00	3,919,000.00
6	"NIGERIANS IN DIASPORA COMMISSION (NIDC)"	49,447,690.60	0.00	49,447,690.60
7	"INSTITUTE FOR PEACE AND CONFLICT RESOLUTION"	2,411,993.00	0.00	2,411,993.00
8	"FOREIGN MISSION: DAR-ES-SALAAM"	17,534,268.73	0.00	17,534,268.73
9	"FEDERAL RADIO CORPORATION OF NIGERIA"	705,899.80	0.00	705,899.80
10	NEWS AGENCY OF NIGERIA	6,532,115.15	0.00	6,532,115.15
11	"CENTRE FOR BLACK AFRICAN ARTS AND CIVILISATION"	5,523,322.00	0.00	5,523,322.00
12	MINISTRY OF INTERIOR - HQTRS	85,465,279.36	0.00	85,465,279.36
13	PUBLIC COMPLAINTS COMMISSION	5,000.00	0.00	5,000.00
14	CODE OF CONDUCT TRIBUNAL	290,000.00	0.00	290,000.00
15	POLICE SERVICE COMMISSION HQTRS	2,494,800.00	0.00	2,494,800.00
16	"SECRETARY TO THE GOVERNMENT OF THE FEDERATION HQTRS"	2,493,750.00	0.00	2,493,750.00
17	"NEW PARTNERSHIP FOR AFRICAN DEVELOPMENT"	33,602,048.16	0.00	33,602,048.16
18	"NATIONAL AGENCY FOR THE CONTROL OF AIDS (NACA)"	10.00	0.00	10.00
19	"NATIONAL BOUNDARY COMMISSION (NBC) HQTRS"	11,000.00	0.00	11,000.00
20	TERTIARY EDUCATION TRUST FUND	56,767,044.65	0.00	56,767,044.65
ECONOMIC SECTOR				
21	"FEDERAL MINISTRY OF AGRICULTURE AND RURAL DEVELOPMENT HQTRS"	14,007,332,249.38	0.00	14,007,332,249.38
22	"FEDERAL COLLEGE OF PRODUCE INSPECTION AND STORED PRODUCTS TECHNOLOGY, KANO"	28,992,063.00	0.00	28,992,063.00
23	"NATIONAL CEREALS RESEARCH INSTITUTE-BADEGGI"	63,377,698.21	0.00	63,377,698.21
24	"NATIONAL VETERINARY RESEARCH INSTITUTE-VOM"	18,080,639.92	0.00	18,080,639.92
25	"NATIONAL INSTITUTE FOR OIL PALM RESEARCH (NIFOR) - BENIN"	9,488,202.30	0.00	9,488,202.30
26	"INSTITUTE OF AGRICULTURAL RESEARCH-ZARIA"	20,000,000.00	0.00	20,000,000.00
27	"NATIONAL ANIMAL PRODUCT RESEARCH INSTITUTE- ZARIA"	338,450.00	0.00	338,450.00
28	"NATIONAL HORTICULTURAL RESEARCH INSTITUTE- IBADAN"	46,778,128.14	0.00	46,778,128.14
29	"NATIONAL AGRICULTURAL LAND DEVELOPMENT AUTHORITY (NALDA) HQTRS"	28,380,500.00	0.00	28,380,500.00
30	"INSTITUTE OF AGRICULTURAL RESEARCH AND TRAINING- IBADAN"	91,872,588.82	0.00	91,872,588.82
31	RUBBER RESEARCH INSTITUTE- BENIN	5,968,500.00	0.00	5,968,500.00
32	"NATIONAL INSTITUTE OF FRESHWATER FISH-NEW BUSSA"	8,396,441.25	0.00	8,396,441.25
33	"NATIONAL AGRIC. EXTENSION RESEARCH LIAISON SERVICES- ZARIA"	812,500.00	0.00	812,500.00
34	"FEDERAL COLLEGE OF ANIMAL HEALTH AND PRODUCTION TECHNOLOGY - IBADAN"	24,014,174.93	0.00	24,014,174.93
35	"FEDERAL COLLEGE OF AGRICULTURE, MOORE PLANTATION- IBADAN"	287,000.00	0.00	287,000.00
36	"FEDERAL COLLEGE OF AGRICULTURE - ISHIAGU"	90,832,937.11	0.00	90,832,937.11
37	"FEDERAL COLLEGE OF FRESH WATER FISHERIES TECHNOLOGY - NEW BUSSA"	13,892,300.00	0.00	13,892,300.00
38	"COLLEGE OF VETERINARY AND MEDICAL LABORATORY TECHNOLOGY - VOM"	580,000.00	0.00	580,000.00
39	"FEDERAL COLLEGE OF FRESH WATER FISHERIES - BAGA"	26,235,921.00	0.00	26,235,921.00
40	"FEDERAL COLLEGE OF FISHERIES AND MARINE TECHNOLOGY - LAGOS"	284,167,409.46	0.00	284,167,409.46
41	FEDERAL CO-OPERATIVE COLLEGE- KADUNA	173,450,876.16	0.00	173,450,876.16
42	"FEDERAL COLLEGE OF LAND RESOURCES TECHNOLOGY - OWERRI"	1,891,999.08	0.00	1,891,999.08



NOTE 31				
INVENTORIES -- contd.				
S/N	MDA	INVENTORIES	WORK-IN-PROGRESS	TOTAL
		310501	310502	
		₦	₦	₦
43	"FEDERAL COLLEGE OF LAND RESOURCES TECHNOLOGY, KURU - JOS"	50,000.00	0.00	50,000.00
44	"NIGERIA STORED PRODUCTS RESEARCH, ILORIN"	8,085,500.00	0.00	8,085,500.00
45	LAKE CHAD RESEARCH INSTITUTE MAIDUGURI	33,620,701.44	0.00	33,620,701.44
46	"NIGERIA INSTITUTE OF OCEANOGRAPHY AND MARINE RESEARCH"	23,257,674.42	0.00	23,257,674.42
47	"CENTRE FOR MANAGEMENT DEVELOPMENT DEVELOPMENT"	10,275,164.56	0.00	10,275,164.56
48	INDUSTRIAL TRAINING FUND	69,998,690.91	0.00	69,998,690.91
49	SMEDAN - H/QTRS	3,767,903,235.27	0.00	3,767,903,235.27
50	"FEDERAL MINISTRY OF LABOUR AND EMPLOYMENT - HQTRS"	20,491,495.20	0.00	20,491,495.20
51	"FEDERAL MINISTRY OF SCIENCE AND TECHNOLOGY - HQTRS"	19,219,496.64	0.00	19,219,496.64
52	"NATIONAL AGENCY FOR SCIENCE AND ENGINEERING INFRASTRUCTURES HQTRS"	336,135,549.79	0.00	336,135,549.79
53	"AFRICAN REGIONAL CENTRE FOR SPACE EDUCATION - ILE IFE, OSUN STATE"	30,000.00	0.00	30,000.00
54	"CENTRE FOR BASIC SPACE SCIENCE -NSUKKA,"	9,888,120.00	0.00	9,888,120.00
55	"ZONAL ADVANCED SPACE TECHNOLOGY APPLICATION, KASHERE - GOMBE STATE"	157,999.75	0.00	157,999.75
56	"BIORESOURSE DEVELOPMENT CENTREISANLU, KOGI STATE"	18,399.70	0.00	18,399.70
57	"NIGERIAN BUILDING AND ROAD RESEARCH INSTITUTE - LAGOS"	20,592,224.39	0.00	20,592,224.39
58	"NIGERIAN INSTITUTE FOR TRYPANOSOMIASIS RESEARCH - KADUNA"	26,566,109.64	0.00	26,566,109.64
59	"FEDERAL INSTITUTE OF INDUSTRIAL RESEARCH -OSHODI"	8,926,820.45	0.00	8,926,820.45
60	"SCIENCE EQUIPMENT DEVELOPMENT INSTITUTE- ENUGU"	15,972,699.99	0.00	15,972,699.99
61	"HYDRAULIC EQUIPMENT RESEARCH INSTITUTE - KANO"	202,950.00	0.00	202,950.00
62	"ADVANCE MANUFACTURING TECHNOLOGY PROGRAMME, TARABA"	5,344,538.40	0.00	5,344,538.40
63	SOKOTO ENERGY RESEARCH	2,965,532.08	0.00	2,965,532.08
64	ENERGY COMMISSION OF NIGERIA	10,932,750.00	0.00	10,932,750.00
65	"FEDERAL MINISTRY OF TRANSPORT - HQTRS"	4,274,598.11	0.00	4,274,598.11
66	"NIGERIAN INSTITUTE OF TRANSPORT TECHNOLOGY"	1,011,551,458.25	0.00	1,011,551,458.25
67	MARITIME ACADEMY, ORON	2,472,500.00	0.00	2,472,500.00
68	FEDERAL MINISTRY OF AVIATION	8,517,541.89	0.00	8,517,541.89
69	"NIGERIAN BULK ELECTRICITY TRADING PLC"	60,914,452.94	0.00	60,914,452.94
70	"FEDERAL ROAD MAINTENANCE AGENCY"	818,760.00	0.00	818,760.00
71	SURVEY COUNCIL OF NIGERIA	33,999,101.25	0.00	33,999,101.25
72	"MINISTRY OF PETROLEUM RESOURCES HQTRS"	33,444,870.50	0.00	33,444,870.50
73	"NIGERIA NUCLEAR REGULATORY AUTHORITY"	260,566.00	0.00	260,566.00
74	"NATIONAL METALLURGICAL DEVELOPMENT CENTRE, JOS"	6,220,732.63	0.00	6,220,732.63
75	AJAKUTA STEEL COMPANY LIMITED	86,000.00	0.00	86,000.00
76	"NIGERIA HYDROLOGICAL SERVICE AGENCY"	3,991,475.00	0.00	3,991,475.00
77	ANAMBRA/ IMO RBDA	150,000.00	0.00	150,000.00
78	SOKOTO RIMA RBDA	3,714,133.48	0.00	3,714,133.48
79	UPPER BENUE RBDA	3,085,452.00	0.00	3,085,452.00
80	"NIGERIA INTEGRATED WATER MANAGEMENT COMMISSION"	6,543,772.20	0.00	6,543,772.20
81	NIGERIA CUSTOMS SERVICES	1,900,424,326.29	0.00	1,900,424,326.29
LAW & JUSTICES SECTOR				
82	FEDERAL HIGH COURT-ABUJA	947,449.83	0.00	947,449.83
83	HIGH COURT OF JUSTICE-FCT ABUJA	62,668,315.00	0.00	62,668,315.00
84	CUSTOMARY COURT OF APPEAL-ABUJA	4,778,691.00	0.00	4,778,691.00
85	NATIONAL INDUSTRIAL COURT	59,170,158.00	0.00	59,170,158.00
86	JUDICIARY SERVICE COMMITTEE-FCT ABUJA	41,634,168.91	0.00	41,634,168.91



NOTE 31				
INVENTORIES -- contd.				
S/N	MDA	INVENTORIES	WORK-IN-PROGRESS	TOTAL
		310501	310502	
		₦	₦	₦
87	FEDERAL JUDICIARY SERVICE COMMISSION-ABUJA	514,739,061.62	0.00	514,739,061.62
88	"FEDERAL MINISTRY OF JUSTICE - HQTRS"	40,000.00	0.00	40,000.00
89	LEGAL AID COUNCIL	8,071,812.50	0.00	8,071,812.50
90	COUNCIL OF LEGAL EDUCATION	24,739,489.55	0.00	24,739,489.55
91	"NATIONAL HUMAN RIGHTS COMMISSION"	13,116,957.00	0.00	13,116,957.00
92	"NATIONAL AGENCY FOR THE PROHIBITION OF TRAFFIC IN PERSONS"	825,522,630.70	0.00	825,522,630.70
93	"INDEPENDENT CORRUPT PRACTICES AND RELATED OFFENCES COMMISSION"	287,000.00	0.00	287,000.00
SOCIAL SECTOR				
94	"FEDERAL MINISTRY OF YOUTH & SPORTS DEVELOPMENT - HQTRS"	269,181,979.92	0.00	269,181,979.92
95	NIGERIA INSTITUTE FOR SPORTS (NIS)	2,361,460.64	0.00	2,361,460.64
96	NATIONAL LIBRARY OF NIGERIA	42,959,013.22	0.00	42,959,013.22
97	NOMADIC EDUCATION COMMISSION	625,699.99	0.00	625,699.99
98	"NATIONAL COMMISSION FOR COLLEGE EDUCATION SECRETARIAT"	53,167,432.20	0.00	53,167,432.20
99	NATIONAL TEACHERS INSTITUTE	205,389,607.01	0.00	205,389,607.01
100	FEDERAL POLYTECHNIC KAURA-NAMODA	1,655,572.40	0.00	1,655,572.40
101	FEDERAL POLYTECHNIC MUBI	60,676,186.23	0.00	60,676,186.23
102	"AKANU IBIAM FEDERAL POLYTECHNIC, UNWANA - AFIKPO"	14,515,600.00	0.00	14,515,600.00
103	FEDERAL POLYTECHNIC AUCHI	215,638,709.71	0.00	215,638,709.71
104	FEDERAL POLYTECHNIC NEKEDE	45,139,267.84	0.00	45,139,267.84
105	FEDERAL POLYTECHNIC OKO	29,607,766.41	0.00	29,607,766.41
106	FEDERAL POLYTECHNIC DAMATURU	467,128,773.41	0.00	467,128,773.41
107	FEDERAL POLYTECHNIC HUSSAINI ADAMU	99,125,106.43	0.00	99,125,106.43
108	FEDERAL POLYTECHNIC ILARO	6,356,708.78	0.00	6,356,708.78
109	FEDERAL POLYTECHNIC EKOWE	2,950,000.00	0.00	2,950,000.00
110	FEDERAL COLLEGE OF EDUCATION AKOKA	14,313,907.75	0.00	14,313,907.75
111	FEDERAL COLLEGE OF EDUCATION GOMBE	134,786,066.46	0.00	134,786,066.46
112	FEDERAL COLLEGE OF EDUCATION OKENE	27,101,618.00	0.00	27,101,618.00
113	"NATIONAL UNIVERSITIES COMMISSION SECRETARIAT"	45,894,372.85	0.00	45,894,372.85
114	UNIVERSITY OF JOS	103,208,327.51	0.00	103,208,327.51
115	UNIVERSITY OF ILORIN	7,989,968.54	0.00	7,989,968.54
116	UNIVERSITY OF TECHNOLOGY, OWERRI	225,157,950.33	0.00	225,157,950.33
117	FEDERAL UNIVERSITY OF TECHNOLOGY, YOLA	6,924,958.29	0.00	6,924,958.29
118	NATIONAL MATHEMATICAL CENTRE, SHEDA	3,149,779.00	0.00	3,149,779.00
119	FEDERAL UNIVERSITY OTUOKE	171,831,140.01	0.00	171,831,140.01
120	FEDERAL UNIVERSITY DUTSIN-MA	363,849,321.14	0.00	363,849,321.14
121	FEDERAL UNIVERSITY KASHERE	42,380,119.50	0.00	42,380,119.50
122	FEDERAL UNIVERSITY LOKOJA	102,729,041.66	0.00	102,729,041.66
123	FEDERAL UNIVERSITY WUKARI	312,283,287.62	0.00	312,283,287.62
124	FEDERAL UNIVERSITY OF BERNIN KEBBI	81,969,841.33	0.00	81,969,841.33
125	FEDERAL UNIVERSITY OF GASHUA	55,795,279.00	0.00	55,795,279.00
126	FEDERAL UNIVERSITY OF GUSAU	23,035,475.52	0.00	23,035,475.52
127	NIGERIAN ARMY UNIVERSITY BIU	1,000,000.00	0.00	1,000,000.00
128	"DIVISION OF AGRICULTURAL COLLEGE, ABU ZARIA"	7,533,852.63	0.00	7,533,852.63
129	FGC BIRIN YAURI	98,022,500.00	0.00	98,022,500.00
130	FGC DAURA	44,386,759.06	0.00	44,386,759.06



NOTE 31				
INVENTORIES -- contd.				
S/N	MDA	INVENTORIES	WORK-IN-PROGRESS	TOTAL
		310501	310502	
		₦	₦	₦
131	FGC IKET NISE	3,809,522.00	0.00	3,809,522.00
132	FGC KADUNA	120,420,895.40	0.00	120,420,895.40
133	FGC KANO	48,053,044.12	0.00	48,053,044.12
134	FGC KIWAWA	14,790,018.07	0.00	14,790,018.07
135	FGC MAIDUGURI	11,027,861.47	0.00	11,027,861.47
136	FGC MINJIBIR	76,172,785.00	0.00	76,172,785.00
137	FGC SOKOTO	36,284,761.00	0.00	36,284,761.00
138	FGC ZARIA	65,942,617.67	0.00	65,942,617.67
139	FGGC BAKORI	43,116,671.50	0.00	43,116,671.50
140	FGGC GUSAU	58,489,332.76	0.00	58,489,332.76
141	FGGC GWANDU	103,215,000.00	0.00	103,215,000.00
142	FGGC ILORIN	13,034,600.00	0.00	13,034,600.00
143	FGGC IPETUMODU	6,832,000.00	0.00	6,832,000.00
144	FGGC KAZAURE	77,260,557.85	0.00	77,260,557.85
145	FGGC MONGUNO	3,630,000.00	0.00	3,630,000.00
146	FGGC NEW BUSA	13,869,900.00	0.00	13,869,900.00
147	FGGC OWERRI	9,254,300.00	0.00	9,254,300.00
148	FGGC, YOLA	4,356,920.93	0.00	4,356,920.93
149	FSTC AHOADA	9,357,220.61	0.00	9,357,220.61
150	FSTC MICHKA	2,000.00	0.00	2,000.00
151	FTC ILESA	23,430,000.00	0.00	23,430,000.00
152	FTC KAFANCHAN	50,430,500.00	0.00	50,430,500.00
153	FTC OHANSO	350,000.00	0.00	350,000.00
154	FTC SHIRORO	14,052,060.00	0.00	14,052,060.00
155	FTC YABA	82,083,015.00	0.00	82,083,015.00
156	FTC ZURU	73,150,000.00	0.00	73,150,000.00
157	KING'S COLLEGE	274,638,900.00	0.00	274,638,900.00
158	SULEJA ACADEMY	40,078,155.80	0.00	40,078,155.80
159	FSTC,DOMA	8,666,611.25	0.00	8,666,611.25
160	FSTC DAYI	32,795,564.00	0.00	32,795,564.00
161	"NATIONAL BOARD FOR TECHNICAL EDUCATION"	1,287,831.12	0.00	1,287,831.12
162	"NATIONAL BOARD FOR ARABIC AND ISLAMIC STUDIES (NBAIS) HQTRS"	450,312,362.92	0.00	450,312,362.92
163	FEDERAL MINISTRY OF HEALTH - HQTRS	1,521,678,274.77	0.00	1,521,678,274.77
164	NURSING AND MIDWIFERY COUNCIL	18,781,500.00	0.00	18,781,500.00
165	"FEDERAL COLLEGE OF DENTAL TECHNOLOGY AND THERAPY, ENUGU"	101,189,300.00	0.00	101,189,300.00
166	"UNIVERSITY OF ILORIN TEACHING HOSPITAL, ILORIN"	96,071,929.31	0.00	96,071,929.31
167	"UNIVERSITY OF MAIDUGURI TEACHING HOSPITAL"	720,650.00	0.00	720,650.00
168	"NNAMDI AZIKIWE UNIVERSITY TEACHING HOSPITAL, NNEWI"	16,359,049.22	0.00	16,359,049.22
169	"ABUBAKAR TAFAWA BALEWA UNIVERSITY TEACHING HOSPITAL BAUCHI"	123,302,568.10	0.00	123,302,568.10
170	FEDERAL TEACHING HOSPITAL, ABAKALIKI	90,430,234.35	0.00	90,430,234.35
171	FEDERAL PSYCHIATRIC HOSPITAL MAIDUGURI	224,624,822.93	0.00	224,624,822.93
172	FEDERAL NEURO-PSYCHIATRIC HOSPITAL YABA	715,000.00	0.00	715,000.00
173	"FEDERAL NEURO-PSYCHIATRIC HOSPITAL ABEOKUTA"	13,113,311.95	0.00	13,113,311.95
174	"NATIONAL ORTHOPAEDIC HOSPITAL DALA KANO"	2,975,365.00	0.00	2,975,365.00
175	NATIONAL ORTHOPAEDIC HOSPITAL ENUGU	1,143,323.25	0.00	1,143,323.25



NOTE 31				
INVENTORIES -- <i>contd.</i>				
S/N	MDA	INVENTORIES	WORK-IN-PROGRESS	TOTAL
		310501	310502	
		₦	₦	₦
176	"NATIONAL TB AND LEPROSY REFERRED HOSPITAL AND TRAINING, ZARIA"	6,481,255.83	0.00	6,481,255.83
177	FEDERAL MEDICAL CENTRE ABEOKUTA	7,399,880.00	0.00	7,399,880.00
178	FEDERAL MEDICAL CENTRE, KOGI	7,929,004.15	0.00	7,929,004.15
179	FEDERAL MEDICAL CENTRE, AZARE BAUCHI	1,487,100.00	0.00	1,487,100.00
180	FEDERAL MEDICAL CENTRE, JIGAWA STATE	1,266,261.13	0.00	1,266,261.13
181	FEDERAL MEDICAL CENTRE, BAYELSA STATE	19,787,168.37	0.00	19,787,168.37
182	FEDERAL MEDICAL CENTRE, EBUTE METTA	82,570.00	0.00	82,570.00
183	NIGERIA CENTRE FOR DISEASE CONTROL ABUJA	245,002.00	0.00	245,002.00
184	"NATIONAL INST. OF PHARM. RESEARCH AND DEVELOPMENT, ABUJA"	100,000.00	0.00	100,000.00
185	"NIGERIAN INSTITUTE OF MEDICAL RESEARCH, YABA"	1,014,457,326.87	0.00	1,014,457,326.87
186	NATIONAL PARK HEADQUARTERS	9,992,900.00	0.00	9,992,900.00
187	KAMUKU NATIONAL PARK	3,796,995.36	0.00	3,796,995.36
188	NATIONAL COMMISSION FOR REFUGEES	540,856,873.01	0.00	540,856,873.01
	GRAND-TOTAL	33,995,240,163.73	0.00	33,995,240,163.73





NOTE 32				
LONG TERM LOAN				
S/N	MDA	LOCAL LOANS	FOREIGN LOANS	TOTALS
		₦	₦	₦
ADMINISTRATIVE SECTOR				
1	"DEFENCE INDUSTRIES CORPORATION OF NIGERIA (DICON)"	0.00	286,657,041.48	286,657,041.48
2	"FEDERAL GOVT STAFF HOUSING LOANS BOARD"	1,469,126,827.82	0.00	1,469,126,827.82
3	TERTIARY EDUCATION TRUST FUND	2,734,459,400.03	0.00	2,734,459,400.03
SOCIAL SECTOR				
4	UNIVERSITY OF NIGERIA, NNSUKA	8,906,185.00		8,906,185.00
	GRAND TOTAL	4,212,492,412.85	286,657,041.48	4,499,149,454.33





NOTE 33				
INVESTMENT				
S/N	MDA	LOCAL INVESTMENT	FOREIGN INVESTMENT	TOTALS
ADMINISTRATIVE SECTOR				
1	TERTIARY EDUCATION TRUST FUND	340,089,577,503.26	0.00	340,089,577,503.26
	ECONOMIC SECTOR			
2	"FEDERAL MINISTRY OF FINANCE, BUDGET AND NATIONAL PLANNING - HQTRS"	0.00	147,481,696.00	147,481,696.00
3	"OFFICE OF THE ACCOUNTANT-GENERAL OF THE FEDERATION"	0.00	3,646,100,000.00	3,646,100,000.00
4	CONSOLIDATED REVENUE FUND	1,111,158,203,441.46	30,390,042,482.80	1,141,548,245,924.26
SOCIAL SECTOR				
5	YABA COLLEGE OF TECHNOLOGY	4,493,382.34	0.00	4,493,382.34
6	AHMADU BELLO UNIVERSITY, ZARIA	36,126,400.00	0.00	36,126,400.00
7	FEDERAL UNIVERSITY DUTSIN-MA	20,000,000.00	0.00	20,000,000.00
	GRAND TOTAL	1,451,308,400,727.06	34,183,624,178.80	1,485,492,024,905.86






NOTE 33 A					
SCHEDULE OF FEDERAL GOVERNMENT INVESTMENTS FOR 2020					
S/NO	INVESTMENT GROUP	AMOUNT AS 31/12/2020	DISINVESTMENT/ADJUSTMENT	ADDITION/ADJUSTMENT	AMOUNT AS AT 1/1/2020
		₦	₦	₦	₦
1	INVESTMENTS IN PUBLIC CORPORATION-MANUFACTURING INDUSTRIES	8,224,239,373.00			8,224,239,373.00
2	INVESTMENTS IN PUBLIC CORPORATION-SERVICE COMPANIES/AGENCIES	616,245,381,794.00			616,245,381,794.00
3	INVESTMENTS IN PUBLIC CORPORATION-FINANCIAL INSTITUTIONS	311,487,088,636.37			311,487,088,636.37
4	INVESTMENTS IN PUBLIC CORPORATION-INSURANCE COMPANIES	889,166,666.00			889,166,666.00
5	FOREIGN INVESTMENTS-NON QUOTED	30,390,042,482.80			30,390,042,482.80
6	INVESTMENTS: FORFIETED TO FEDERAL GOVT. OF NIGERIA	1,230,287.00			1,230,287.00
7	LOANS TO COMPANIES - UNDER POWER & STEEL	81,612,357,636.00			81,612,357,636.00
8	LOANS TO COMPANIES - UNDER FINANCE	15,188,715,049.00			15,188,715,049.00
9	LOANS TO COMPANIES - UNDER WORKS	19,263,643,570.09			19,263,643,570.09
10	LOANS TO COMPANIES - UNDER TRANSPORT	4,610,423,710.00			4,610,423,710.00
11	LOANS TO COMPANIES - UNDER COMMUNICATION	42,395,300,872.00			42,395,300,872.00
12	LOANS TO COMPANIES -UNDER SECIENCE & TECH.	42,933,333.00			42,933,333.00
13	LOANS TO COMPANIES -UNDER AGRICULTURE	3,465,055,515.00			3,465,055,515.00
14	LOANS TO COMPANIES -UNDER INDUSTRY	850,000,000.00			850,000,000.00
15	LOAN TO DEMOCRATIC REPUBLIC OF SAO-TOME & PRINCIPE	5,233,086,000.00			5,233,086,000.00
16	LOAN TO SAO-TOME & PRINCIPE JOINT DEV. AUTHORITY	1,649,581,000.00			1,649,581,000.00
17	FUNDS INVESTED ON BEHALF OF THE FGN BY CROWN AGENTS (CASH A)	-			
18	FUNDS INVESTED ON BEHALF OF THE FGN BY CROWN AGENTS (BOND & EQUITY B)	-			
19	INVESTMENT BY MDA	-	160,846,981,634.08		160,846,981,634.08
20	GIFMIS	-	182,392,164.00		182,392,164.00
	TOTAL	1,141,548,245,924.26	161,029,373,798.08	-	1,302,577,619,722.34

The sum of N161,029,373,798.08 was disinvested because it was posted by the various MDAs in error to investment code.

S/N	MDA	₦
1	TETFUND	340,089,577,503.26
2	FEDERAL MINISTRY OF FINANCE	147,481,696.00
3	OAGF	3,646,100,000.00
4	ABU	36,126,400.00
5	YABA COLLEGE OF TECHNOLOGY	4,493,382.34
6	FEDERAL UNIVERSITY DUTSINMA	20,000,000.00
		343,943,778,981.60
	TOTAL	1,485,492,024,905.86





NOTE 34A													
PROPERTY, PLANT AND EQUIPMENT (PPE)													
S/N	MDA	LAND & BUILDING - GENERAL	INFRASTRUCTURE - GENERAL	PLANT & MACHINERY - GENERAL	TRANSPORTATION EQUIPMENT - GENERAL	OFFICE EQUIPMENT - GENERAL	FURNITURE & FITTINGS - GENERAL	SERVICE CONCESSION ASSETS (PPP)- GENERAL	LEASED ASSETS-FINANCE LEASE	SPECIALISED ASSETS-GENERAL	ASSETS-UNDER-CONSTRUCTION	RECURRENT EXPENDITURE IN CAPITAL BUDGET	TOTALS
		320101	320102	320103	320104	320105	320106	320107	320108	320109	320110	3204	
		N	N	N	N	N	N	N	N	N	N	N	N
ADMINISTRATIVE SECTOR													
1	STATE HOUSE - HQTRS	8,566,771,996.49	384,741,761.94	238,823,889.09	2,631,989,352.14	36,401,078.00	65,290,365.87	0.00	0.00	298,647,079.97	0.00	0.00	12,222,665,523.50
2	STATE HOUSE OPERATIONS - PRESIDENT	1,000.00	0.00	0.00	0.00	0.00	0.00	0.00	0.00	0.00	575,002,156.02	0.00	575,003,156.02
3	"STATE HOUSE OPERATIONS - VICEPRESIDENT"	0.00	0.00	0.00	1,600,000.00	10,000,000.00	11,980,005.00	0.00	0.00	0.00	0.00	0.00	23,580,005.00
4	"OFFICE OF THE CHIEF OF STAFF TO THE PRESIDENT"	0.00	0.00	0.00	0.00	27,070,430.00	18,000.00	0.00	0.00	0.00	0.00	0.00	27,088,430.00
5	"OFFICE OF THE CHIEF SECURITY OFFICER TO THE PRESIDENT"	0.00	0.00	3,000,000.00	797,417,618.86	0.00	0.00	0.00	0.00	26,799,050.00	0.00	0.00	827,216,668.86
6	STATE HOUSE MEDICAL CENTRE	174,680,351.67	0.00	87,753,418.26	1,000.00	0.00	0.00	0.00	0.00	1,228,907,435.43	167,213,458.00	0.00	1,658,555,663.36
7	STATE HOUSE LAGOS LIAISON OFFICE	491,091,663.39	0.00	0.00	0.00	0.00	0.00	0.00	0.00	0.00	0.00	0.00	491,091,663.39
8	"OFFICE OF THE SENIOR SPECIAL ASSISTANT TO THE PRESIDENT - MDGS (OSSAP-MDGS)"	7,290,334,791.54	4,410,758,980.44	853,512,529.51	1,600,753,605.40	225,664,999.75	32,116,361.65	0.00	0.00	0.00	1,992,678,304.74	0.00	16,405,819,573.03
9	NIPSS, KURU	244,083,897.86	92,173.26	70,100,500.00	123,090,646.01	0.00	190,000.00	0.00	0.00	0.00	271,387,676.00	0.00	708,944,893.13
10	BUREAU OF PUBLIC ENTERPRISES (BPE)	44,003,257.00	6,000.00	3,824,320.60	105,880,388.00	27,919,542.80	672,526,816.88	0.00	0.00	0.00	149,901,626.00	0.00	1,004,061,951.28
11	"ECONOMIC AND FINANCIAL CRIMES COMMISSION (EFCC)"	31,515,738,692.75	180,312,569.05	495,108,116.99	3,363,619,268.16	1,748,218,573.12	843,428,182.47	0.00	0.00	21,377,144.00	26,573,899,381.65	0.00	64,741,701,928.19
12	"NIGERIAN FINANCIAL INTELLIGENCE UNIT (NFIU)"	469,029,761.90	15,794,789.76	67,484,677.92	660,849,801.34	130,448,332.92	209,154,743.26	0.00	0.00	126,651,495.24	506,524,741.88	95,176,930.26	2,281,115,274.48
13	"BUREAU OF PUBLIC PROCUREMENT (BPP)"	107,012,158.24	0.00	0.00	118,296,737.12	1,704,234.55	35,118,415.51	0.00	0.00	0.00	2,977,703.79	0.00	265,109,249.21
14	"NIGERIA EXTRACTIVE INDUSTRIES TRANSPARENCY INITIATIVE (NEITI)"	8,622,031.85	0.00	18,251,240.00	125,333,450.00	40,584,465.63	72,670,595.26	0.00	0.00	0.00	10,615,195.00	0.00	276,076,977.74
15	"NIGERIA ATOMIC ENERGY COMMISSION & ITS CENTRES"	482,327,027.99	605,488,031.95	98,088,813.00	110,704,352.76	54,782,694.48	43,879,587.90	0.00	0.00	65,969,860.50	6,813,507,096.69	0.00	8,274,747,465.27
16	"OFFICE OF THE CHIEF ECONOMIC ADVISER TO THE PRESIDENT"	0.00	0.00	0.00	0.00	14,508,385.70	8,309,837.94	0.00	0.00	0.00	0.00	0.00	22,818,223.64
17	NASS MANAGEMENT	1,657,658,468.19	2,618,021,007.40	561,295,555.72	6,181,851,965.75	2,442,414,747.41	1,301,480,705.52	0.00	0.00	765,182,358.04	1,709,648,534.98	0.00	17,237,553,343.01
18	SENATE	464,283,933.00	7,233,906,116.80	543,370,237.84	41,179,804,528.42	12,878,911,836.67	2,556,274,035.46	0.00	0.00	62,789,300.01	0.00	0.00	64,919,339,988.20
19	HOUSE OF REPRESENTATIVES	0.00	2,464,145,586.65	0.00	38,501,106,657.64	9,981,202,720.95	3,363,786,919.90	0.00	0.00	0.00	0.00	0.00	54,310,241,885.14
20	NATIONAL ASSEMBLY COMMISSION	498,941,941.85	780,839,121.36	233,397,313.81	2,023,403,511.45	667,717,939.26	264,619,920.87	0.00	0.00	219,873,665.00	1,283,019,450.00	0.00	5,971,812,863.60
21	LEGISLATIVE AIDES	0.00	0.00	0.00	0.00	1,462,561,509.98	245,069,525.56	0.00	0.00	0.00	0.00	0.00	1,707,631,035.54
22	GENERAL SERVICE	6,407,168,010.87	641,376,856.96	516,924,411.92	5,269,725,033.29	1,061,803,619.45	703,078,263.50	0.00	0.00	0.00	44,928,459,722.77	1,113,235,000.80	60,641,770,919.56
23	NATIONAL INSTITUTE FOR LEGISLATIVE STUDIES	1,953,329,103.22	0.00	78,485,943.84	5,319,512,040.94	581,441,220.55	1,700,261,754.27	0.00	0.00	0.00	109,042,861,500.38	0.00	118,675,891,563.20
24	"MINISTRY OF DEFENCE - MOD HQTRS"	111,499,688,087.86	155,288,400.00	174,193,369.85	2,701,309,098.42	1,227,962,097.45	870,680,489.01	0.00	0.00	1,436,796,450.58	6,310,074,419.83	1,840,340,433.80	126,216,332,846.80
25	DEFENCE HEADQUARTERS	986,064,974.46	0.00	22,780,800.00	2,025,554,475.00	0.00	408,777,703.16	0.00	0.00	444,074,523.00	3,546,644,880.26	7,000,000.00	7,440,897,355.88
26	"DEFENCE RESEARCH AND DEVELOPMENT BUREAU"	0.00	0.00	0.00	0.00	0.00	45,703,500.00	0.00	0.00	0.00	1,067,610,273.71	0.00	1,113,313,773.71
27	NIGERIAN ARMY	13,590,610,287.36	3,886,053,256.41	0.00	14,895,139,340.78	1,779,355,526.03	7,671,512,991.49	0.00	0.00	41,397,337,045.34	57,290,490,598.61	27,130,668,956.47	167,641,168,002.49
28	NIGERIAN NAVY	0.00	0.00	0.00	24,899,808,396.15	0.00	0.00	13,422,040,029.66	976,812,197.00	22,255,028,942.81	2,475,653,830.00	1,983,000,000.00	66,012,343,395.62
29	NIGERIAN AIRFORCE	245,248,422.76	0.00	0.00	0.00	-0.04	0.00	0.00	0.00	88,483,184,463.80	2,182,433,954.93	2,130,548,606.09	93,041,415,447.54
30	"AIRFORCE INSTITUTE OF TECHNOLOGY, KADUNA"	0.00	0.00	0.00	0.00	0.00	0.00	0.00	0.00	0.00	311,204,187.00	0.00	311,204,187.00
31	"NIGERIAN DEFENCE ACADEMY (NDA)"	489,103,594.00	300,000,000.00	1,820,129,225.94	207,211,500.00	100,000,000.00	893,000,000.00	600,000,000.00	2,885,360,875.70	3,052,822,924.39	2,544,994,488.00	400,000,000.00	13,292,622,608.03
32	NIGERIAN DEFENCE COLLEGE	7,158,467,252.79	362,478,774.43	140,080,014.22	1,058,156,260.38	1,990,000.00	315,442,718.72	32,599,006.53	1,634,538,732.58	246,608,793.99	8,647,933,287.86	931,479,645.05	20,529,774,486.55
33	"COMMAND AND STAFF COLLEGE, JAJI"	6,854,044,908.42	300,000,000.00	0.00	375,525,195.00	0.00	0.00	0.00	0.00	0.00	3,872,877,519.39	0.00	11,402,447,622.81
34	"NIGERIAN ARMED FORCES RESETTLEMENT CENTRE."	1,947,043,378.52	58,922,000.00	432,157,142.73	35,100,000.00	17,374,035.00	403,468,913.33	0.00	0.00	451,808,611.83	1,909,615,971.24	0.00	5,255,490,052.65



NOTE 34A													
PROPERTY, PLANT AND EQUIPMENT (PPE) <i>Contd.</i>													
S/N	MDA	LAND & BUILDING - GENERAL	INFRASTRUCTURE - GENERAL	PLANT & MACHINERY - GENERAL	TRANSPORTATION EQUIPMENT - GENERAL	OFFICE EQUIPMENT - GENERAL	FURNITURE & FITTINGS - GENERAL	SERVICE CONCESSION ASSETS (PPP)- GENERAL	LEASED ASSETS-FINANCE LEASE	SPECIALISED ASSETS-GENERAL	ASSETS-UNDER-CONSTRUCTION	RECURRENT EXPENDITURE IN CAPITAL BUDGET	TOTALS
		320101	320102	320103	320104	320105	320106	320107	320108	320109	320110	3204	
		N	N	N	N	N	N	N	N	N	N	N	N
75	FOREIGN MISSION: SEOUL	0.00	0.00	0.00	3,906,600.00	0.00	0.00	0.00	0.00	0.00	0.00	0.00	3,906,600.00
76	"FOREIGN MISSION: WASHINGTON"	0.00	0.00	0.00	0.00	596,751.52	242,136.37	0.00	0.00	0.00	0.00	0.00	838,887.89
77	"FOREIGN MISSION, JUBA, SOUTH SUDAN"	45,584,638.60	0.00	0.00	0.00	0.00	0.00	0.00	0.00	0.00	0.00	0.00	45,584,638.60
78	"FOREIGN MISSION LILONGWE, MALAWI"	0.00	0.00	0.00	9,322,043.01	0.00	0.00	0.00	0.00	0.00	0.00	0.00	9,322,043.01
79	FOREIGN MISSION BELGRADE, SERBIA	33,457,998.04	0.00	0.00	0.00	0.00	0.00	0.00	0.00	0.00	0.00	0.00	33,457,998.04
80	"FOREIGN MISSION PRAQUE, CZECH REPUBLIC"	0.00	0.00	0.00	0.00	0.00	36,757,474.51	0.00	0.00	0.00	0.00	0.00	36,757,474.51
81	PERMANENT REPRESENTATION, ECOWAS, ABUJA	12,749,000.80	0.00	0.00	0.00	0.00	0.00	0.00	0.00	0.00	0.00	0.00	12,749,000.80
82	"FEDERAL MINISTRY OF INFORMATION & CULTURE - HQTRS"	140,217,998.91	570,968,640.87	107,927,601.99	140,222,144.00	38,452,155.00	189,858,492.98	0.00	0.00	19,999,999.99	128,183,696.05	2,418,891,434.27	3,754,722,164.06
83	NIGERIAN TELEVISION AUTHORITY	13,822,044,757.36	39,154,608.79	9,589,357,690.46	1,905,505,791.78	317,111,961.16	962,970,805.40	0.00	0.00	53,025,000.00	0.00	0.00	26,689,170,614.95
84	"FEDERAL RADIO CORPORATION OF NIGERIA"	33,650.00	0.00	1,319,879,593.68	879,200.11	19,578,504.21	83,525,588.30	0.00	0.00	0.00	200,419.49	0.00	1,424,096,955.79
85	NEWS AGENCY OF NIGERIA	2,064,171,630.92	22,783,489.10	897,267,782.70	539,801,619.50	493,094,913.15	253,572,663.58	0.00	0.00	2,406,915.00	9,779,991.00	0.00	4,282,879,004.95
86	VOICE OF NIGERIA	1,655,308,116.49	2,475,618,078.88	926,613,266.58	53,474,116.75	325,610,905.01	16,776,285.28	0.00	0.00	8,022,483.13	56,336,833.00	0.00	5,517,760,085.12
87	NIGERIAN FILM CORPORATION	704,105,755.63	78,403,938.40	10.00	104,269,066.74	0.00	16,460,761.00	0.00	0.00	0.00	390,158,301.63	1,065,042,720.78	2,358,440,554.18
88	NATIONAL BROADCASTING	22,323,900.00	0.00	212,009,306.36	280,369,507.10	35,152,044.95	90,257,261.00	0.00	0.00	56,739,250.00	0.00	0.00	696,851,269.41
89	NIGERIA PRESS COUNCIL	0.00	0.00	0.00	115,756,920.50	65,975,358.48	36,418,055.00	0.00	0.00	0.00	14,327,864.76	0.00	232,478,198.74
90	"NATIONAL FILM AND VIDEO CENSOR BOARD"	9,999,999.99	32,597,439.00	2,355,000.00	96,568,780.00	20,000.00	22,451,750.00	0.00	0.00	0.00	0.00	0.00	163,992,968.99
91	ADVERTISING PRACTITIONERS OF NIGERIA	195,000,000.00	5,763,754.54	42,712.50	76,146,750.00	4,150,125.00	8,165,270.00	0.00	0.00	0.00	0.00	0.00	289,268,612.04
92	"NIGERIAN TOURISM DEVELOPMENT CORPORATION"	4,575,062.00	430,011,315.57	13,355,300.00	414,061,615.00	15,826,130.00	65,228,807.75	0.00	0.00	0.00	132,767,379.67	0.00	1,075,825,609.99
93	"NATIONAL COMMISSION FOR MUSEUMS AND MONUMENTS"	101,648,427.29	22,637,603.00	10.00	145,149,955.62	6,371,390.63	176,644,943.93	0.00	0.00	17,900,190.00	55,270,390.88	0.00	525,622,911.35
94	"NATIONAL COUNCIL OF ARTS AND CULTURE"	109,632,706.67	0.00	0.00	94,468,362.81	2,448,900.00	3,952,500.00	0.00	0.00	0.00	60,000,000.00	0.00	270,502,469.48
95	"CENTRE FOR BLACK AFRICAN ARTS AND CIVILISATION"	55,607,245.45	4,602,870.92	54,598,516.53	130.00	6,184,743.34	3,998,810.00	0.00	0.00	0.00	0.00	22,430,300.00	147,422,616.24
96	NATIONAL TROUPE OF NIGERIA	0.00	5,574,010.50	0.00	4,695,485.00	1,787,705.00	5,025,762.50	0.00	0.00	0.00	0.00	0.00	17,082,963.00
97	NATIONAL THEATRE	165,157,393.38	94,886,114.05	62,387,110.18	3,001,669.00	0.00	17,693,268.74	0.00	0.00	12,597,749.51	25,200,500.60	0.00	380,923,805.46
98	NATIONAL GALLERY OF ART	1,368,621,270.10	7,198,300.00	3,999,499.99	248,787,631.49	15,237,702.82	22,334,805.98	0.00	0.00	0.00	87,082,660.50	0.00	1,753,261,870.88
99	NATIONAL WAR MUSEUM - UMUAHIA	9,995,000.00	5,015,262.79	0.00	0.00	4,055,272.00	0.00	0.00	0.00	0.00	0.00	0.00	19,065,534.79
100	NATIONAL INST. OF HOSPITALITY AND TOURISM DEVELOPMENT STUDIES	42,607,860.10	53,364,410.00	16,344,464.00	68,143,986.02	15,804,460.00	26,545,757.51	0.00	0.00	2,546,608.00	0.00	0.00	225,357,545.63
101	"NATIONAL INSTITUTE FOR CULTURE ORIENTATION"	63,468,862.81	0.00	0.00	35,634,431.47	1,750,000.00	34,056,882.00	0.00	0.00	0.00	35,735,446.51	8,323,575.00	178,969,197.79
102	"INSTITUTE OF ARCHEOLOGY AND MUSEUM STUDIES, JOS"	30,000,000.00	9,621,017.00	0.00	100,000.00	2,325,600.00	0.00	0.00	0.00	4,352,791.10	0.00	0.00	46,399,408.10
103	NATIONAL ORIENTATION AGENCY	362,574,644.97	527,425,664.00	90,398,160.00	715,215,410.00	116,677,865.00	260,914,405.00	0.00	0.00	0.00	140,038,094.00	0.00	2,213,244,242.97
104	MINISTRY OF INTERIOR - HQTRS	933,123,203.28	1,326,338,171.58	286,774,737.41	102,826,250.00	541,226,713.35	222,042,206.38	0.00	0.00	33,315,457.29	35,658,000.00	0.00	3,481,304,739.29
105	NIGERIA CORRECTIONAL SERVICE	33,883,955,065.12	1,470,992,320.30	0.00	11,075,176,762.32	0.00	172,900,000.00	0.00	0.00	0.00	15,677,158,797.58	0.00	62,280,182,945.32
106	NIGERIA IMMIGRATION SERVICE	5,518,735,130.28	4,846,839,689.27	611,502,191.03	4,777,203,255.27	1,384,136,073.49	392,442,338.78	0.00	0.00	358,853,702.09	8,938,600,458.69	3,182,177,232.70	30,010,490,071.60
107	"NIGERIA SECURITY AND CIVIL DEFENCE CORPS"	1,596,381,926.76	2,368,560,284.05	1,354,028,439.79	4,311,012,470.83	98,900,000.00	1,809,987,407.71	0.00	0.00	3,202,878,290.31	3,746,291,706.48	2,154,227,244.83	20,642,267,770.76
108	"CIVIL DEFENCE, IMMIGRATION AND PRISON SERVICE BOARD (CIPB)"	2,000,082,000.00	20,375,249.99	10,520,000.00	43,379,400.00	41,546,249.99	112,000.00	0.00	0.00	0.00	34,050,400.00	0.00	2,150,065,299.98
109	FEDERAL FIRE SERVICE	1,092,022,613.62	1,765,099,609.41	7,060,679,402.41	355,719,521.86	0.00	429,120,170.56	0.00	0.00	8,209,282,482.18	604,562,404.34	0.00	19,516,486,204.38



NOTE 34A													
PROPERTY, PLANT AND EQUIPMENT (PPE) <i>Contd.</i>													
S/N	MDA	LAND & BUILDING - GENERAL	INFRASTRUCTURE - GENERAL	PLANT & MACHINERY - GENERAL	TRANSPORTATION EQUIPMENT - GENERAL	OFFICE EQUIPMENT - GENERAL	FURNITURE & FITTINGS - GENERAL	SERVICE CONCESSION ASSETS (PPP)-GENERAL	LEASED ASSETS-FINANCE LEASE	SPECIALISED ASSETS-GENERAL	ASSETS-UNDER-CONSTRUCTION	RECURRENT EXPENDITURE IN CAPITAL BUDGET	TOTALS
		320101	320102	320103	320104	320105	320106	320107	320108	320109	320110	3204	
		N	N	N	N	N	N	N	N	N	N	N	N
110	"NIGERIA POLICE ACADEMY WUDIL, KANO"	889,193,678.44	271,319,198.73	81,495,806.21	32,218,750.00	1,318,000.00	61,245,748.20	0.00	0.00	11,859,409.35	2,472,397,189.30	0.00	3,821,047,780.23
111	"POLICE FORMATIONS AND COMMANDS"	5,641,910,957.82	15,786,234,747.94	3,097,064,465.89	9,638,936,136.63	23,440,000.00	0.00	0.00	0.00	100,558,750.01	22,585,427,314.22	5,030,910,610.46	61,904,482,982.97
112	"OFFICE OF THE HEAD OF THE CIVIL SERVICE OF THE FEDERATION - HQTRS"	748,467,379.25	225,380,999.76	30,089,800.15	478,198,618.88	39,252,397.27	35,172,909.55	0.00	0.00	12,098,489.46	146,912,829.00	0.00	1,715,573,423.32
113	"FEDERAL GOVT STAFF HOUSING LOANS BOARD"	1,999,265,875.68	7,000,000.00	0.00	42,523,889.88	0.00	7,100,000.00	0.00	0.00	0.00	96,643,662.40	0.00	2,152,533,427.96
114	"ADMINISTRATIVE STAFF COLLEGE OF NIGERIA"	2,099,591,845.15	928,576,991.43	477,645,599.28	108,701,957.76	0.00	13,479,427.50	0.00	0.00	0.00	0.00	0.00	3,627,995,821.12
115	FEDERAL TRAINING CENTRE,ENUGU	39,906,308.76	0.00	200,000.00	6,700,000.00	0.00	2,707,857.10	0.00	0.00	0.00	553,600.00	0.00	50,067,765.86
116	FEDERAL TRAINING CENTRE,ILOIN	198,715,572.21	4,513,097.00	2,000.00	4,000.00	0.00	0.00	0.00	0.00	0.00	24,159,096.97	0.00	227,393,766.18
117	FEDERAL TRAINING CENTRE,KADUNA	1,496,503,806.05	0.00	0.00	90,000.00	0.00	618,800.00	0.00	0.00	0.00	0.00	0.00	1,497,212,606.05
118	FEDERAL TRAINING CENTRE,LAGOS	14,797,728.77	0.00	0.00	0.00	0.00	0.00	0.00	0.00	0.00	0.00	0.00	14,797,728.77
119	FEDERAL TRAINING CENTRE,MAIDUGURI	4,513,095.00	0.00	0.00	0.00	0.00	11,710,000.16	0.00	0.00	0.00	13,502,500.00	0.00	29,725,595.16
120	FEDERAL TRAINING CENTRE,CALABAR	36,782,654.99	4,295,737.00	0.00	0.00	0.00	0.00	0.00	0.00	0.00	41,774,994.01	0.00	82,853,386.00
121	PUBLIC SERVICE INSTITUTE OF NIGERIA.	126,213,147.72	156,048,559.29	62,253,958.97	45,479,000.00	14,862,040.00	269,817,948.53	0.00	0.00	25,979,982.12	456,795,622.25	0.00	1,157,450,258.88
122	BUREAU OF PUBLIC SERVICE REFORMS	0.00	0.00	0.00	11,946,025.00	0.00	0.00	0.00	0.00	495,312.00	0.00	0.00	12,441,337.00
123	SPECIAL DUTIES & INTER - GOVERNMENTAL AFFAIRS HQTRS	0.00	13,500,000.00	0.00	63,078,400.00	38,679,256.00	55,315,684.00	0.00	0.00	0.00	3,308,475.00	0.00	173,881,815.00
124	"AUDITOR GENERAL FOR THE FEDERATION"	67,999,100.00	69,828,124.10	50,096,000.00	372,088,386.09	233,528,313.44	32,282,000.00	0.00	0.00	0.00	0.00	0.00	825,821,923.63
125	PUBLIC COMPLAINTS COMMISSION	67,367,898.55	82,454,277.00	1,000.00	4,000.00	66,369,600.00	11,342,002.78	0.00	0.00	0.00	0.00	0.00	227,538,778.33
126	FEDERAL CIVIL SERVICE COMMISSION	0.00	3,500,000.00	69,850.00	138,308,910.59	18,983,860.00	11,998,676.56	0.00	0.00	0.00	0.00	0.00	172,861,297.15
127	INDEPENDENT NATIONAL ELECTORAL COMMISSION	5,170,756,662.48	0.00	1,523,987,947.22	2,782,217,235.83	21,300,056,343.49	2,084,729,466.83	0.00	0.00	0.00	0.00	0.00	32,861,747,655.85
128	FEDERAL CHARACTER COMMISSION	2,323,501,175.86	4,219,100.00	0.00	371,924,451.50	66,819,090.00	936,572,476.00	0.00	0.00	0.00	949,309,909.86	45,080,632.65	4,697,426,835.87
129	"FEDERAL MINISTRY OF POLICE AFFAIRS"	143,129,312.48	76,372,562.68	24,593,972.00	255,844,149.00	2,184,000.00	49,549,900.00	0.00	0.00	13,503,055.12	0.00	0.00	565,176,951.28
130	"MINISTRY OF COMMUNICATION TECHNOLOGY HQTRS"	4,483,629,585.00	1,080,612,623.31	2,267,715,943.21	109,481,970.77	30,771,466.08	0.00	0.00	0.00	0.00	2,965,759,563.48	5,851,920.00	10,943,823,071.85
131	NIGERIA COMMUNICATION SATELLITE	4,588,852.50	2,126,438,048.30	727,380,068.50	0.00	33,263,762.70	56,470,795.34	0.00	0.00	0.00	2,025,786,564.20	0.00	4,973,928,091.54
132	NIPOST	191,121,026.81	0.00	13,429,510.95	86,682,700.00	57,722,694.68	16,996,350.00	0.00	0.00	0.00	0.00	0.00	365,952,282.44
133	NATIONAL SECURITY ADVISER	1,015,000,000.00	14,523,460,390.00	0.00	26,600,000.00	0.00	0.00	0.00	0.00	5,675,092,889.20	50,273,876,561.00	19,694,493,799.00	91,208,523,639.20
134	"DIRECTORATE OF STATE SECURITY SERVICE"	2,893,687,474.67	7,013,835,450.70	737,150,500.00	1,939,470,765.23	184,320,000.00	0.00	0.00	0.00	7,983,026,417.92	5,715,524,181.50	600,000,000.00	27,067,014,790.02
135	"NATIONAL INTELLIGENCE AGENCY"	261,500,000.00	4,279,408,078.00	1,332,679,390.00	354,720,000.00	1,120,000.00	0.00	0.00	0.00	3,300,583,763.00	2,935,639,659.00	500,000,000.00	12,965,650,890.00
136	PRESIDENTIAL AIR FLEETS (STATE HOUSE)	1,559,505,360.00	826,660,000.00	6,255,074,030.00	1,076,620,000.00	1,120,000.00	55,050,000.00	0.00	0.00	70,950,000.00	245,052,000.00	3,568,126,500.00	13,658,157,890.00
137	"NATIONAL INSTITUTE FOR SECURITY STUDIES"	387,393,685.00	71,682,162.00	0.00	303,134,381.00	48,941,190.00	81,965,431.00	0.00	0.00	39,643,816.00	0.00	67,985,462.00	1,000,746,127.00
138	CODE OF CONDUCT TRIBUNAL	4,134,002,059.53	6,670,334.24	79,961,857.13	361,577,848.80	95,576,723.45	478,240,755.67	0.00	276,519,239.98	25,899,500.00	380,993,658.19	0.00	5,839,441,976.99
139	"INFRASTRUCTURE CONCESSION REGULATORY COMMISSION"	1,144,386,350.05	0.00	8,986,530.32	350,288,799.98	20,176,975.12	50,259,961.74	0.00	0.00	0.00	553,633,891.90	0.00	2,127,732,509.11
140	POLICE SERVICE COMMISSION HQTRS	277,157,054.78	98,615,246.24	31,990,787.50	145,266,120.94	22,792,875.00	114,103,680.42	0.00	0.00	0.00	1,664,358,302.72	0.00	2,354,284,067.60
141	"SECRETARY TO THE GOVERNMENT OF THE FEDERATION HQTRS"	460,942,045.64	125,723,012,779.68	865,447,022.13	1,936,141,791.60	78,531,236.93	201,609,321.59	0.00	0.00	456,967,058.01	0.00	81,480,000.00	129,804,131,255.58



NOTE 34A													
PROPERTY, PLANT AND EQUIPMENT (PPE) <i>Contd.</i>													
S/N	MDA	LAND & BUILDING - GENERAL	INFRASTRUCTURE - GENERAL	PLANT & MACHINERY - GENERAL	TRANSPORTATION EQUIPMENT - GENERAL	OFFICE EQUIPMENT - GENERAL	FURNITURE & FITTINGS - GENERAL	SERVICE CONCESSION ASSETS (PPP)- GENERAL	LEASED ASSETS-FINANCE LEASE	SPECIALISED ASSETS-GENERAL	ASSETS-UNDER-CONSTRUCTION	RECURRENT EXPENDITURE IN CAPITAL BUDGET	TOTALS
		320101	320102	320103	320104	320105	320106	320107	320108	320109	320110	3204	
		N	N	N	N	N	N	N	N	N	N	N	N
142	SPECIAL DUTIES SGF	0.00	0.00	0.00	23,312,058.52	10,411,804.98	0.00	0.00	0.00	0.00	78,187,857.96	0.00	111,911,721.46
143	LAGOS LIAISON OFFICE	371,624,299.15	58,647,875.00	200,040.00	100.00	50.00	140.00	0.00	0.00	0.00	0.00	0.00	430,472,504.15
144	"NATIONAL IDENTITY MANAGEMENT COMMISSION"	7,563,948,418.65	6,302,740,939.92	863,607,947.64	422,906,835.90	158,778,912.18	54,373,636.97	0.00	0.00	0.00	258,151,493.04	0.00	15,624,508,184.30
145	NATIONAL MERIT AWARD	68,500,061.00	15,402,900.25	7,169,970.00	0.00	22,490,285.00	24,035,000.00	0.00	0.00	0.00	43,978,000.03	0.00	181,576,216.28
146	FEDERAL ROAD SAFETY COMMISSION	1,326,674,507.86	286,865,455.43	130,881,616.50	3,469,303,836.57	122,454,952.24	214,388,220.20	0.00	0.00	51,650,931.00	1,136,515,330.70	0.00	6,738,734,850.50
147	"NEW PARTNERSHIP FOR AFRICAN DEVELOPMENT"	49,542,515.40	116,688,589.00	14,271,595.66	18,924,995.66	52,495,720.48	27,762,984.00	0.00	0.00	0.00	39,122,500.00	8,452,500.00	327,261,400.20
148	"NATIONAL AGENCY FOR THE CONTROL OF AIDS (NACA)"	40.00	2,550,000.00	81,338,248.57	170.00	52,736,703.45	37,335,816.76	0.00	0.00	2,495,000.00	0.00	1,915,991,727.12	2,092,447,705.90
149	NATIONAL PENSION COMMISSION	1,012,449,996.71	0.00	43,732,805.00	59,061,726.69	0.00	0.00	0.00	0.00	0.00	36,339,159.62	0.00	1,151,583,688.02
150	"NATIONAL HAJI COMMISSION OF NIGERIA"	138,952,067.66	10,557,613.80	12,751,784.53	89,171,788.69	6,618,150.00	159,640,664.56	0.00	0.00	0.00	597,745,120.00	0.00	1,015,437,189.24
151	"NIGERIA CHRISTIAN PILGRIM COMMISSION"	383,844,375.00	10,529,975.00	7,372,070.66	51,245,244.00	26,320,149.90	35,112,840.00	0.00	0.00	0.00	500,847,054.76	0.00	1,015,271,709.32
152	NATIONAL LOTTERY TRUST FUND	0.00	370,967,702.02	0.00	251,070,017.83	84,942,200.00	23,308,775.00	0.00	0.00	355,549,501.29	0.00	0.00	1,085,838,196.14
153	"NATIONAL LOTTERY REGULATORY COMMISSION"	58,360,310.86	0.00	0.00	50,032,675.00	0.00	86,756,165.72	0.00	0.00	0.00	176,659,567.36	0.00	371,808,718.94
154	SERVICOM	0.00	0.00	0.00	48,846,000.00	0.00	0.00	0.00	0.00	0.00	0.00	13,921,648.72	62,767,648.72
155	"PRESIDENTIAL TECHNICAL COMMITTEE ON LAND REFORMS"	0.00	11,539,413.01	9,935,867.00	0.00	0.00	0.00	0.00	0.00	0.00	1,839,998.00	0.00	23,315,278.01
156	"NATIONAL BOUNDARY COMMISSION (NBC) HQTRS"	802,199,585.62	9,848,261.27	26,596,997.22	523,971,059.00	36,157,488.70	29,789,450.00	0.00	0.00	0.00	1,389,404,388.18	33,058,590.00	2,851,025,819.99
157	"BORDER COMMUNITIES DEVELOPMENT AGENCY (BCDA) HQTRS"	1,373,199,106.67	1,568,046,594.84	483,941,982.72	250,939,863.19	15,767,015.39	1,372,812.00	0.00	0.00	43,707,148.43	20,442,979,453.71	0.00	24,179,953,976.95
158	"FEDERAL MINISTRY OF SPECIAL DUTIES & INTER-GOVERNMENTAL AFFAIRS HQTRS"	0.00	1,026,935,335.34	0.00	51,312,058.52	8,395,625.72	0.00	0.00	0.00	0.00	78,187,857.96	0.00	1,164,830,877.54
159	TERTIARY EDUCATION TRUST FUND	1,192,622,064.96	0.00	158,101,202.63	989,333,999.80	910,596,938.21	812,499,131.91	0.00	0.00	18,946,067.56	603,116,553.50	0.00	4,685,215,958.57
ECONOMIC SECTOR													
160	"FEDERAL MINISTRY OF AGRICULTURE AND RURAL DEVELOPMENT HQTRS"	8,972,626,153.00	23,888,858,075.92	55,463,964,518.33	296,867,256.24	176,105,401.00	8,792,200.00	0.00	0.00	12,327,656,776.13	19,146,077,836.95	7,045,925,198.31	127,326,873,415.88
161	"FEDERAL COLLEGE OF PRODUCE INSPECTION AND STORED PRODUCTS TECHNOLOGY, KANO"	660,112,925.17	117,905,212.00	82,652,773.27	176,056,716.23	46,452,781.00	1,815,140.00	0.00	0.00	1,861,210.00	268,803,652.52	0.00	1,355,660,410.19
162	"AGRICULTURAL RESEARCH AND MANAGEMENT INSTITUTE (ARMTI) - ILORIN"	907,709,022.02	106,886,175.25	258,293,999.65	154,217,512.23	140,483,442.03	238,713,339.80	0.00	0.00	0.00	383,154,960.90	468,958,344.18	2,658,416,796.06
163	"NATIONAL CENTRE FOR AGRICULTURAL MECHANISATION- ILORIN"	325,679,167.52	446,833,405.85	241,123,642.79	101,071,900.00	48,068,559.42	71,806,814.00	0.00	0.00	0.00	1,438,802,228.80	1,231,058,911.92	3,904,444,630.30
164	"NATIONAL CEREALS RESEARCH INSTITUTE-BADEGGI"	1,583,704,756.61	677,346,365.94	296,391,830.25	215,219,544.75	53,706,205.88	52,906,958.00	0.00	0.00	0.00	244,327,069.08	233,203,665.25	3,356,806,395.76
165	"NATIONAL VETERINARY RESEARCH INSTITUTE- VOM"	0.00	115,207,927.00	240,000.00	98,410,278.03	471,500.00	3,108,111.31	0.00	0.00	20,000.00	0.00	46,341,468.35	263,799,284.69
166	"NATIONAL ROOT CROPS RESEARCH INSTITUTE-UMUDIKE"	109,311,422.03	337,143,970.52	0.00	0.00	0.00	0.00	0.00	0.00	0.00	841,826,680.09	0.00	1,288,282,072.64
167	"NATIONAL INSTITUTE FOR OIL PALM RESEARCH (NIFOR) - BENIN"	900,000.00	50,655,666.87	3,150,000.00	7,455,453.67	0.00	711,075.00	0.00	0.00	0.00	96,286,628.10	0.00	159,158,823.64
168	"INSTITUTE OF AGRICULTURAL RESEARCH-ZARIA"	1,753,698,559.69	126,708,571.82	41,924,608.00	66,736,204.61	8,818,199.98	56,616,283.39	0.00	0.00	7,431,375.00	256,353,454.90	0.00	2,318,287,257.39



NOTE 34A													
PROPERTY, PLANT AND EQUIPMENT (PPE) <i>Contd.</i>													
S/N	MDA	LAND & BUILDING - GENERAL	INFRASTRUCTURE - GENERAL	PLANT & MACHINERY - GENERAL	TRANSPORTATION EQUIPMENT - GENERAL	OFFICE EQUIPMENT - GENERAL	FURNITURE & FITTINGS - GENERAL	SERVICE CONCESSION ASSETS (PPP)-GENERAL	LEASED ASSETS-FINANCE LEASE	SPECIALISED ASSETS-GENERAL	ASSETS-UNDER-CONSTRUCTION	RECURRENT EXPENDITURE IN CAPITAL BUDGET	TOTALS
		320101	320102	320103	320104	320105	320106	320107	320108	320109	320110	3204	
		N	N	N	N	N	N	N	N	N	N	N	N
169	"NATIONAL ANIMAL PRODUCT RESEARCH INSTITUTE- ZARIA"	694,524,253.49	26,533,734.98	4,045,000.00	8,170,000.00	0.00	0.00	0.00	0.00	2,040,000.00	120,148,954.48	0.00	855,461,942.95
170	"NATIONAL HORTICULTURAL RESEARCH INSTITUTE- IBADAN"	380,553,908.07	90,262,229.75	190,805,877.83	33,500,065.00	0.00	13,912,765.00	0.00	0.00	0.00	124,444,197.11	0.00	833,479,042.76
171	"NATIONAL AGRICULTURAL LAND DEVELOPMENT AUTHORITY (NALDA) HQTRS"	13,928,395.70	58,909,672.69	31,000.00	125,713,984.06	4,990,596.50	0.00	0.00	0.00	0.00	193,443,690.60	0.00	397,017,339.55
172	COCOA RESEARCH INSTITUTE-IBADAN	283,895,174.95	216,183,728.20	285,213,168.06	125,333,004.56	40,038,831.87	10,821,293.02	0.00	0.00	37,031,094.65	304,102,747.41	0.00	1,302,619,042.72
173	"INSTITUTE OF AGRICULTURAL RESEARCH AND TRAINING- IBADAN"	440,582,580.72	118,434,169.55	256,013,582.30	22,794,311.38	120,000.00	7,252,795.69	0.00	0.00	0.00	184,483,942.90	0.00	1,029,681,382.54
174	RUBBER RESEARCH INSTITUTE-BENIN	258,432,559.37	60,028,232.75	3,439,275.00	0.00	0.00	9,682,560.00	0.00	0.00	0.00	247,398,844.53	0.00	578,981,471.65
175	"NATIONAL INSTITUTE OF FRESHWATER FISH- NEW BUSSA"	487,127,475.13	136,255,914.46	15,485,521.00	42,708,220.00	0.00	23,464,105.00	0.00	0.00	25,887,820.00	31,102,176.99	0.00	762,031,232.58
176	"NATIONAL AGRIC. EXTENSION RESEARCH LIAISON SERVICES- ZARIA"	480,933,500.93	9,884,191.90	26,455,490.00	28,440,100.00	121,867,000.00	152,134,225.06	0.00	0.00	4,721,850.00	100,802,006.95	0.00	925,238,364.84
177	VETERINARY COUNCIL OF NIGERIA	202,788,572.32	32,090,379.56	5,243,103.89	101,523,024.89	29,477,876.72	118,390,163.82	0.00	0.00	206,595,248.00	155,227,131.19	0.00	851,335,500.39
178	"FEDERAL COLLEGE OF ANIMAL HEALTH AND PRODUCTION TECHNOLOGY - IBADAN"	771,107,364.78	242,547,022.33	40,600,455.66	135,466,563.43	0.00	2,972,714.66	0.00	0.00	0.00	157,573,266.67	100,000,000.00	1,450,267,387.53
179	FEDERAL COLLEGE OF AGRICULTURE - AKURE	476,700,897.56	19,156,260.00	53,266,701.00	117,162,456.63	0.00	6,301,215.00	0.00	0.00	9,591,159.91	334,035,699.68	0.00	1,016,214,389.78
180	"FEDERAL COLLEGE OF AGRICULTURE, MOORE PLANTATION- IBADAN"	138,054,547.27	376,465,769.94	180,863,561.66	49,665,000.00	0.00	70,902,964.46	0.00	0.00	0.00	791,535,696.96	0.00	1,607,487,540.29
181	"FEDERAL COLLEGE OF AGRICULTURE - ISHIAGU"	1,097,979,657.20	281,676,895.88	541,576,570.92	134,958,486.05	0.00	307,958,334.50	0.00	0.00	10,796,999.85	1,384,237,138.16	0.00	3,759,184,082.56
182	"FEDERAL COLLEGE OF FRESH WATER FISHERIES TECHNOLOGY - NEW BUSSA"	149,809,917.05	200,725,743.22	50,899,838.87	106,675,298.00	61,973,911.00	123,070,428.21	0.00	0.00	71,924,765.00	4,510,000.00	0.00	769,589,901.35
183	"FEDERAL COLLEGE OF ANIMAL HEALTH AND PRODUCTION TECHNOLOGY - VOM"	964,541,988.76	42,393,052.00	63,639,092.75	131,863,725.00	51,780,075.62	67,806,662.09	0.00	0.00	254,347,138.30	255,030,161.81	0.00	1,831,401,896.33
184	"COLLEGE OF VETERINARY AND MEDICAL LABORATORY TECHNOLOGY - VOM"	152,553,624.03	34,333,000.00	89,441,698.00	58,660,000.00	25,047,384.00	65,612,831.35	0.00	0.00	86,938,470.68	121,378,445.36	0.00	633,965,453.42
185	"FEDERAL COLLEGE OF FRESH WATER FISHERIES - BAGA"	887,516,711.96	935,498,937.94	477,220,834.72	141,531,301.64	0.00	69,202,680.24	0.00	0.00	5,894,100.00	139,845,323.85	14,850,000.00	2,671,559,890.35
186	"FEDERAL COLLEGE OF FISHERIES AND MARINE TECHNOLOGY - LAGOS"	5,457,151,940.92	229,080,236.59	9,300,000.00	85,545,852.91	0.00	12,369,000.00	0.00	0.00	0.00	3,897,836,404.84	0.00	9,691,283,435.26
187	FEDERAL CO-OPERATIVE COLLEGE- IBADAN	664,457,855.75	225,021,483.45	38,840,400.01	21,341,900.36	0.00	84,288,274.50	0.00	0.00	0.00	282,270,352.18	0.00	1,316,220,266.25
188	FEDERAL CO-OPERATIVE COLLEGE- KADUNA	226,132,759.34	151,773,893.49	10,502,750.00	0.00	1,115,000.00	272,057,777.75	0.00	0.00	7,319,681.07	513,443,462.36	0.00	1,182,345,324.01
189	FEDERAL CO-OPERATIVE COLLEGE- OJI RIVER	122,197,525.89	716,730,000.00	40,972,829.74	0.00	24,198,929.00	0.00	0.00	0.00	0.00	327,649,998.90	2,125,645,000.00	3,357,394,283.53
190	"FEDERAL COLLEGE OF LAND RESOURCES TECHNOLOGY - OWERRI"	231,800,568.08	22,349,491.19	20,249,047.62	40,946,494.62	696,434.00	3,078,508.00	0.00	0.00	0.00	102,204,401.17	0.00	421,324,944.68
191	"FEDERAL COLLEGE OF LAND RESOURCES TECHNOLOGY, KURU - JOS"	22,816,802.00	1,558,973,121.33	95,097,579.77	168,001.00	0.00	20,347,718.29	0.00	0.00	987,500.00	99,646,188.94	75,000,000.00	1,873,036,911.33
192	"FEDERAL COLLEGE OF HORTICULTURE, DADIN-KOWA, GOMBE"	2,184,596,825.64	73,746,589.50	77,067,626.00	389,873,441.84	29,311,053.69	33,039,661.75	0.00	0.00	0.00	653,661,720.32	0.00	3,441,296,918.74
193	"NATIONAL AGRICULTURAL INSURANCE CORPORATION (NAIC)"	38,553,385.01	0.00	5,044,811.00	144,589,461.00	0.00	19,364,881.00	0.00	0.00	0.00	1,758,880,287.48	0.00	1,966,432,825.49
194	NIGERIAN INSTITUTE OF ANIMAL SCIENCE	102,001,147.82	0.00	14,034,499.99	94,974,919.80	0.00	4,520,250.00	0.00	0.00	0.00	9,261,029.99	0.00	224,791,847.60
195	"NIGERIAN INSTITUTE OF SOIL SCIENCE (NISS) HQTRS"	1,083,929,567.71	758,886,894.09	153,153,616.00	381,795,167.35	36,524,848.00	137,999,325.49	0.00	0.00	71,249,660.00	424,510,712.67	1,760,746,848.54	4,808,796,639.85



NOTE 34A													
PROPERTY, PLANT AND EQUIPMENT (PPE) <i>Contd.</i>													
S/N	MDA	LAND & BUILDING - GENERAL	INFRASTRUCTURE - GENERAL	PLANT & MACHINERY - GENERAL	TRANSPORTATION EQUIPMENT - GENERAL	OFFICE EQUIPMENT - GENERAL	FURNITURE & FITTINGS - GENERAL	SERVICE CONCESSION ASSETS (PPP)- GENERAL	LEASED ASSETS-FINANCE LEASE	SPECIALISED ASSETS-GENERAL	ASSETS-UNDER-CONSTRUCTION	RECURRENT EXPENDITURE IN CAPITAL BUDGET	TOTALS
		320101	320102	320103	320104	320105	320106	320107	320108	320109	320110	3204	
		N	N	N	N	N	N	N	N	N	N	N	N
196	"NIGERIA STORED PRODUCTS RESEARCH, ILORIN"	6,081,092,992.71	426,257,334.35	58,704,284.59	23,400,000.00	1,213,800.00	66,448,208.00	0.00	0.00	20,222,272.80	1,473,159,269.44	4,926,006,324.21	13,076,504,486.10
197	NATIONAL AGRICULTURE SEEDS COUNCIL	337,798,789.94	104,771,443.25	54,439,641.06	50.00	56,340,655.00	41,586,086.22	0.00	0.00	2,482,012.00	320,384,221.28	0.00	917,802,898.75
198	"NIGERIA AGRICULTURAL QUARANTINE SERVICE"	89,778,667.56	19,485,297.70	426,052,580.87	99,422,119.49	12,167,289.79	29,523,360.75	0.00	0.00	0.00	221,549,115.85	0.00	897,978,432.01
199	"AGRICULTURAL RESEARCH COUNCIL OF NIGERIA"	32,468,642.66	5,000.00	2,010,000.00	27,899,200.00	12,469,025.21	8,000.00	0.00	0.00	0.00	97,624,552.65	0.00	172,484,420.52
200	"OFFICE OF THE PERMANENT REPRESENTATIVE TO FAO"	34,177,990.87	14,473,000.00	0.00	0.00	0.00	0.00	0.00	0.00	0.00	66,923,274.83	0.00	115,574,265.70
201	LAKE CHAD RESEARCH INSTITUTE MAIDUGURI	390,083,423.97	501,080.00	70,098,131.90	18,604,921.16	0.00	6,910.00	0.00	0.00	50,000.00	563,649,687.49	0.00	1,042,994,154.52
202	"NIGERIA INSTITUTE OF OCEANOGRAPHY AND MARINE RESEARCH"	2,103,005,951.08	215,641,282.32	445,853,812.30	204,066,055.00	119,022,049.76	145,744,420.00	0.00	0.00	0.00	312,525,640.13	0.00	3,545,859,210.59
203	"FEDERAL UNIVERSITY OF AGRICULTURE, ABEOKUTA"	4,752,000.00	371,982,096.27	123,887,843.75	285,300.00	39,433,746.00	3,527,255.00	0.00	0.00	214,947,134.20	224,768,434.96	0.00	983,583,810.18
204	"FEDERAL UNIVERSITY OF AGRICULTURE, MAKURDI"	32,038,187.79	0.00	0.00	0.00	0.00	0.00	0.00	0.00	0.00	974,378,095.70	0.00	1,006,416,283.49
205	"MICHAEL OKPARA UNIVERSITY OF AGRICULTURE, UMUDIKI"	1,659,834,797.01	113,566,060.87	6,906,734.43	194,379,620.32	171,023,083.62	337,369,764.74	0.00	0.00	391,111,292.09	57,175,309.00	0.00	2,931,366,662.08
206	"FEDERAL MINISTRY OF FINANCE, BUDGET AND NATIONAL PLANNING - HQTRS"	132,714,666.50	1,993,000.00	212,685,653.60	138,392,314.73	179,369,655.79	8,275,479.71	0.00	0.00	0.00	46,900,638.41	0.00	720,331,408.74
207	DEBT MANAGEMENT OFFICE	350,075,068.01	8,945,764.03	37,991,150.40	415,360,237.20	135,142,817.67	103,817,974.40	0.00	0.00	2,217,962.50	0.00	0.00	1,053,550,974.21
208	INVESTMENT AND SECURITIES TRIBUNAL	27,513,985,180.80	14,667,887.89	50.00	6,444,088,537.00	30,252,822.54	13,822,381.54	0.00	0.00	2,013,300.00	52,834,600.00	238,929,428,765.00	273,001,093,524.77
209	"OFFICE OF THE ACCOUNTANT-GENERAL OF THE FEDERATION"	313,382,881.54	47,031,828.51	0.00	83,684,400.00	0.00	23,964,026.05	0.00	0.00	17,476,000.00	2,366,605,790.77	52,685,019,080.97	55,537,164,007.84
210	FPO ABAKALIKI	0.00	0.00	7,070,000.00	0.00	1,753,000.00	1,493,000.00	0.00	0.00	0.00	0.00	0.00	10,316,000.00
211	FPO ILORIN	0.00	2,000.00	0.00	0.00	0.00	14,000.00	0.00	0.00	0.00	0.00	0.00	16,000.00
212	FPO YOLA	0.00	192,100.00	0.00	13,600.00	1,535,000.00	0.00	0.00	0.00	0.00	0.00	0.00	1,740,700.00
213	"PENSION TRANSITIONAL ARRANGEMENT DEPARTMENT (PTAD) HQTRS"	927,324,119.30	221,913,418.82	184,579,129.50	73,956,024.00	198,359,636.16	101,196,617.27	0.00	0.00	0.00	6,471,109.03	0.00	1,713,800,054.08
214	BUDGET OFFICE OF THE FEDERATION	389,561,125.65	39,372,950.00	0.00	220,256,147.49	57,826,051.10	35,416,586.93	0.00	0.00	0.00	74,376,747.06	1,521,004,850.23	2,337,814,458.46
215	SERVICE WIDE VOTE	0.00	0.00	0.00	0.00	230,036,615.00	0.00	0.00	0.00	0.00	0.00	0.00	230,036,615.00
216	"CENTRE FOR MANAGEMENT DEVELOPMENT DEVELOPMENT"	379,706,624.41	0.00	41,190,000.00	163,961,252.98	107,441,629.76	166,835,372.01	0.00	0.00	61,706,555.39	77,662,383.94	136,709,368.38	1,135,213,186.87
217	NATIONAL BUREAU OF STATISTICS	1,260,000,000.00	99,678,326.68	0.00	88,000,000.00	0.00	17,790,000.00	0.00	0.00	0.00	0.00	0.00	1,465,468,326.68
218	"NIGERIA INSTITUTE OF SOCIAL AND ECONOMIC RESEARCH"	245,137,535.17	0.00	26,253,078.00	140,131,834.00	41,493,500.00	56,100,878.00	0.00	0.00	0.00	12,165,300.00	0.00	521,282,125.17
219	BUDGET OFFICE OF THE FEDERATION	6,578,790.75	212,661,658.99	7,499,050.00	146,305,700.38	65,975,092.88	17,503,500.00	0.00	0.00	0.00	15,706,997.25	0.00	472,230,790.25
220	"FEDERAL MINISTRY OF INDUSTRY, TRADE AND INVESTMENT - HQTRS"	2,725,949,331.98	12,997,025.79	284,227,384.98	677,280,702.76	342,200,172.39	6,381,463,842.68	0.00	0.00	27,707,887.00	3,460,089,811.13	150,621,421.25	14,062,537,579.96
221	"NIGERIA SPECIAL ECONOMIC ZONE COMPANY"	15,299,287,129.20	0.00	0.00	0.00	0.00	0.00	0.00	0.00	0.00	0.00	0.00	15,299,287,129.20
222	"STANDARD ORGANIZATION OF NIGERIA"	2,463,182,351.00	37,663,011.00	83,875,248.00	198,134,654.00	139,831,359.10	40,850,926.00	0.00	0.00	0.00	58,770,335.00	0.00	3,022,307,884.10
223	"NATIONAL AUTOMOTIVE DESIGN & DEVELOPMENT COUNCIL (NADDCC) HQTRS"	0.00	0.00	0.00	0.00	0.00	0.00	0.00	0.00	0.00	0.00	375,227,634.98	375,227,634.98
224	INDUSTRIAL TRAINING FUND	280,870,074.47	388,244,986.00	21,522,827.49	32,285,253.00	90,360,519.04	54,556,931.79	0.00	0.00	0.00	178,059,578.00	35,729,946.00	1,081,630,115.79
225	"NIGERIAN EXPORT PROMOTION COUNCIL"	9,391,102.32	386,000.00	3,850,007.75	75,676,058.25	15,235,330.87	38,934,872.43	0.00	0.00	590,201.81	272,772,054.41	16,813,544.00	433,649,171.84
226	"FINANCIAL REPORTING COUNCIL OF NIGERIA"	263,093,448.21	5,822,334,357.68	95,786,378.67	258,343,772.57	91,341,310.20	85,103,711.19	0.00	0.00	0.00	17,170,647.25	0.00	6,633,173,625.77
227	"NIGERIAN EXPORT PROCESSING ZONES AUTHORITY"	360,493,987.26	1,480,401,619.68	64,900,000.00	1,298,596,938.60	646,878,394.81	108,413,672.13	0.00	0.00	51,467,019.85	12,415,543,999.27	3,917,637.27	16,430,613,268.87



NOTE 34A													
PROPERTY, PLANT AND EQUIPMENT (PPE) <i>Contd.</i>													
S/N	MDA	LAND & BUILDING - GENERAL	INFRASTRUCTURE - GENERAL	PLANT & MACHINERY - GENERAL	TRANSPORTATION EQUIPMENT - GENERAL	OFFICE EQUIPMENT - GENERAL	FURNITURE & FITTINGS - GENERAL	SERVICE CONCESSION ASSETS (PPP)-GENERAL	LEASED ASSETS-FINANCE LEASE	SPECIALISED ASSETS-GENERAL	ASSETS-UNDER-CONSTRUCTION	RECURRENT EXPENDITURE IN CAPITAL BUDGET	TOTALS
		320101	320102	320103	320104	320105	320106	320107	320108	320109	320110	3204	
		N	N	N	N	N	N	N	N	N	N	N	N
228	CONSUMER PROTECTION COUNCIL	62,301,557.43	323,889,900.15	17,345,000.00	503,677,284.32	171,159,611.89	56,853,957.99	0.00	0.00	95,500,000.00	12,185,787.23	96,186,740.00	1,339,099,839.01
229	"LAGOS INTERNATIONAL TRADE FAIR COMPLEX MANAGEMENT BOARD"	255,953,770.24	254,412,053.84	2,500,000.00	175,485,725.00	32,500.00	56,407,710.68	0.00	0.00	0.00	54,482,700.12	0.00	799,274,459.88
230	"EXTERNAL TRADE SECTOR, GENEVA (WTO)"	144,662,200.00	49,028,391.50	0.00	155,172,500.49	11,500,000.00	0.00	0.00	0.00	0.00	61,163,374.80	597,753,975.93	1,019,280,442.72
231	"OIL AND GAS FREE ZONES AUTHORITY, NIGERIA (OGFZA)"	560,948,221.36	1,037,038,740.16	72,903,633.00	206,232,421.01	0.00	470,202,593.13	0.00	0.00	0.00	142,583,211.98	146,661,175.98	2,636,569,996.62
232	"TAFAWA BALEWA SQUARE MANAGEMENT BOARD"	8,333,027,982.44	20,386,056.00	107,845,186.35	33,609,213.32	350,080.00	12,020,059.90	0.00	0.00	0.00	851,764,003.48	0.00	9,359,002,581.49
233	"NIGERIA COMMODITY EXCHANGE (NCX)"	290,651,125.56	0.00	423,587,643.69	19,251,583.75	19,816,625.00	0.00	0.00	0.00	0.00	0.00	0.00	753,306,978.00
234	NIGERIA TRADE OFFICE, CHINA	74,180,586.99	1,500,346,012.23	149,607,065.00	87,005,705.00	1,371,933.05	0.00	0.00	0.00	0.00	89,418,392.40	8,712,554,497.04	10,614,484,191.71
235	SMEDAN - H/QTRS	27,075,000.00	11,500,000.00	18,120,226.00	219,387,274.41	61,506,864.39	81,790,967.13	0.00	0.00	477,705.00	17,024,644.54	8,014,066,493.33	8,450,949,174.80
236	"NIGERIAN INVESTMENT PROMOTION COUNCIL HQTRS"	21,857,848.95	0.00	0.00	152,740,280.01	51,607,522.33	52,411,314.50	0.00	0.00	0.00	0.00	0.00	278,616,965.79
237	"NIGERIA OFFICE FOR TRADE NEGOTIATION (NOTN) ABUJA"	111,739,206.57	828,585,606.19	125,973,225.25	341,326,565.02	957,697,208.95	767,966,462.79	0.00	0.00	2,536,260.00	40,608,378.06	1,359,541,433.52	4,535,974,346.35
238	"FEDERAL MINISTRY OF LABOUR AND EMPLOYMENT - HQTRS"	90,512,018.25	28,524,727.60	4,853,740.00	161,654,993.04	136,400,645.77	8,233,710.00	0.00	0.00	12,589,905.10	1,233,075,456.89	10,975,400.00	1,686,820,596.65
239	INDUSTRIAL ARBITRATION PANEL	61,764,042.00	48,750,012.40	32,905,000.00	240,630,822.00	6,161,100.00	78,876,877.86	0.00	0.00	0.00	330,141,362.96	0.00	799,229,217.22
240	"MICHAEL IMODU INSTITUTE OF LABOUR STUDIES"	1,396,899,789.64	165,820,928.93	47,153,168.50	187,155,814.97	4,080,000.00	99,773,604.28	0.00	0.00	26,323,783.67	181,867,815.22	32,585,000.00	2,141,659,905.21
241	NATIONAL PRODUCTIVITY CENTRE	214,075,669.12	144,300,179.22	182,180,769.99	171,487,405.00	9,070,000.00	18,694,550.00	0.00	0.00	0.00	805,772,027.58	1,144,785,861.70	2,690,366,462.61
242	"NATIONAL DIRECTORATE OF EMPLOYMENT"	285,414,632.63	726,531,527.76	1,500,000.00	10,558,004.74	1,657,500.04	63,338,036.30	0.00	0.00	0.00	430,011,848.80	0.00	1,519,011,550.27
243	GENEVA LABOUR DESK OFFICE	0.00	69,273,842.70	14,115,095.54	42,389,812.50	50,975,236.23	25,636,156.09	0.00	0.00	0.00	0.00	0.00	202,390,143.06
244	"FEDERAL MINISTRY OF SCIENCE AND TECHNOLOGY - HQTRS"	869,148,441.21	1,917,816,966.71	297,908,891.88	230,081,757.53	7,688,372.50	52,491,455.75	0.00	0.00	22,448,580.00	1,212,681,056.51	167,469,592.05	4,777,735,114.14
245	"NATIONAL AGENCY FOR SCIENCE AND ENGINEERING INFRASTRUCTURES HQTRS"	140,455,625.96	19,580,343.00	1,216,653,546.59	425,667,860.74	74,313,190.45	320,000.00	0.00	0.00	188,904,415.33	6,046,455,912.53	0.00	8,112,350,894.60
246	"SHEDA SCIENCE AND TECHNOLOGY COMPLEX - ABUJA"	213,620,790.36	42,752,776.08	52,135,860.59	10,910,000.00	0.00	47,835,887.91	0.00	0.00	49,273,045.40	225,148,052.77	0.00	641,676,413.11
247	"NIGERIA NATURAL MEDICINE DEVELOPMENT AGENCY"	886,084,597.12	819,221,387.43	368,608,211.43	21,049,855.82	5,578,456.00	65,159,487.49	0.00	0.00	0.00	187,859,349.77	0.00	2,353,561,345.06
248	"NATIONAL SPACE RESEARCH AND DEVELOPMENT AGENCY - ABUJA"	28,439,029,006.00	7,833,080.20	175,400,500.60	289,145,190.65	6,932,000.00	23,827,000.00	0.00	0.00	0.00	3,892,277,030.28	0.00	32,834,443,807.73
249	"CENTRE FOR ATMOSPHERIC RESEARCH - ANYIGBA, KOGI STATE"	25,871,729.10	26,121,300.00	26,736,617.00	34,892,059.00	0.00	17,367,553.20	0.00	0.00	0.00	71,650,356.85	0.00	202,639,615.15
250	"ADVANCED SPACE TECHNOLOGY APPLICATION LABORATORY UYO AKWA IBOM STATE"	92,000,000.01	18,117,370.00	53,085,000.00	20,214,325.41	0.00	9,840,122.40	0.00	0.00	0.00	0.00	0.00	193,256,817.82
251	"CENTRE FOR GEODESY AND GEODYNAMICS - TORO BAUCHI STATE"	79,862,182.40	257,469,759.69	171,855,404.39	52,240,350.00	0.00	9,792,052.00	0.00	0.00	0.00	241,114,851.57	2,710,166,628.53	3,522,501,228.58
252	"AFRICAN REGIONAL CENTRE FOR SPACE EDUCATION - ILE IFE, OSUN STATE"	27,400,000.00	2,985,000.00	73,000.00	775,000.00	8,684,998.00	10,008,869.00	0.00	0.00	0.00	59,623,163.15	1,498,000.00	111,048,030.15
253	"CENTRE FOR SPACE TRANSPORT PROPULSION - EPE, LAGOS"	100,753,315.08	29,547,966.69	24,925,139.30	45,789,391.50	0.00	6,373,120.60	0.00	0.00	0.00	1,314,100.00	0.00	208,703,033.17
254	"CENTRE FOR BASIC SPACE SCIENCE - NSUKKA."	856,269,119.15	1,397,300,937.58	495,086,731.53	21,822,546.92	18,417,193.21	115,404,691.57	0.00	0.00	0.00	4,225,893,112.03	961,509,458.30	8,091,703,790.29
255	"NATIONAL CENTRE FOR REMOTE SENSING - JOS, PLATEAU STATE"	152,724,503.48	195,000.00	8,402,237.50	52,075,731.61	1,378,000.00	9,199,358.75	0.00	0.00	0.00	110,414,935.88	0.00	334,389,767.22



NOTE 34A													
PROPERTY, PLANT AND EQUIPMENT (PPE) <i>Contd.</i>													
S/N	MDA	LAND & BUILDING - GENERAL	INFRASTRUCTURE - GENERAL	PLANT & MACHINERY - GENERAL	TRANSPORTATION EQUIPMENT - GENERAL	OFFICE EQUIPMENT - GENERAL	FURNITURE & FITTINGS - GENERAL	SERVICE CONCESSION ASSETS (PPP)- GENERAL	LEASED ASSETS-FINANCE LEASE	SPECIALISED ASSETS-GENERAL	ASSETS-UNDER-CONSTRUCTION	RECURRENT EXPENDITURE IN CAPITAL BUDGET	TOTALS
		320101	320102	320103	320104	320105	320106	320107	320108	320109	320110	3204	
		N	N	N	N	N	N	N	N	N	N	N	N
256	"ZONAL ADVANCE TECHNOLOGY LABORATORY - KANO, KANO STATE"	28,171,311.83	14,318,695.71	2,230,400.00	5,000,000.00	0.00	236,000.00	0.00	0.00	19,552,517.25	0.00	0.00	69,508,924.79
257	"ADVANCED AIRCRAFT ENGINEERING LABORATORY, GUSAU - ZAMFARA STATE"	88,569,671.92	33,306.10	0.00	0.00	938,283.39	70,479.00	0.00	0.00	0.00	0.00	0.00	89,611,740.41
258	"ADVANCED AEROSPACE ENGINE LABORATORY, OKA - ONDO STATE"	196,867,267.77	3,263,942.28	9,511,951.06	6,615,000.00	0.00	0.00	0.00	0.00	0.00	11,265,260.00	0.00	227,523,421.11
259	"ADVANCED UNMANNED AERIAL LABORATORY, UBURU - EBONYI STATE"	86,043,445.59	0.00	250,000.00	0.00	0.00	1,689,500.00	0.00	0.00	0.00	0.00	0.00	87,982,945.59
260	"NASRDA INSTITUTE OF SPACE SCIENCE & ENGINEERING, ABUJA"	165,215,070.59	60,899,340.51	27,980,000.00	0.00	0.00	9,647,652.67	0.00	0.00	0.00	0.00	0.00	263,742,063.77
261	"ZONAL ADVANCED SPACE TECHNOLOGY APPLICATION, KASHERE - GOMBE STATE"	101,032,371.99	26,833,499.86	0.00	11,025,000.00	0.00	5,422,500.00	0.00	0.00	0.00	0.00	0.00	144,313,371.85
262	"ZONAL ADVANCE SPACE TECHNOLOGY APPLICATION, LANGTANG, PLATEAU STATE"	177,838,753.90	41,767,288.54	0.00	0.00	5,901,375.50	0.00	0.00	0.00	0.00	21,861,869.34	0.00	247,369,287.28
263	COOPERATIVE INFORMATION NETWORK	224,254,945.82	0.00	119,578,281.81	0.00	12,663,679.57	5,842,885.33	0.00	0.00	0.00	215,174,587.34	0.00	577,514,379.87
264	"NATIONAL BIOTECHNOLOGY DEVELOPMENT AGENCY - ABUJA"	1,652,354,765.61	1,269,052,111.90	219,275,000.00	169,196,479.00	6,854,800.00	36,581,622.00	0.00	0.00	70,177,756.41	21,622,401.00	0.00	3,445,114,935.92
265	"BIORESOURCE DEVELOPMENT CENTRE ABUJA, FCT"	39,553,649.53	4,850,000.00	10,715,901.00	0.00	27,052,559.20	29,073,162.39	0.00	0.00	0.00	0.00	0.00	111,245,272.12
266	"BIORESOURCE DEVELOPMENT CENTRE ISANLU, KOGI STATE"	57,512,339.47	62,554,572.56	0.00	36,000,000.00	25,830,600.14	30,839,100.73	0.00	0.00	0.00	362,297,575.54	182,352,854.00	757,387,042.44
267	"BIORESOURCE DEVELOPMENT CENTRE JALINGO, TARABA STATE"	799,598,954.94	115,073,107.00	4,828,000.00	41,976,190.47	43,410,999.91	23,226,990.94	0.00	0.00	0.00	42,525,800.00	174,917,850.00	1,245,557,893.26
268	"BIORESOURCE DEVELOPMENT CENTRE KATSINA, KATSINA STATE"	28,136,212.85	0.00	0.00	0.00	4,885,199.91	13,092,999.67	0.00	0.00	0.00	100,000,000.00	9,082,625.00	155,197,037.43
269	"BIORESOURCE DEVELOPMENT CENTRE ODI, BAYELSA STATE"	687,116,067.46	386,036,133.64	79,773,450.00	18,725,000.00	10,135,611.70	19,628,100.00	0.00	0.00	0.00	49,052,676.88	5,993,575.00	1,256,460,614.68
270	"BIORESOURCE DEVELOPMENT CENTRE OGBOMOSO, OYO STATE"	22,469,996.64	30,500,500.00	0.00	0.00	15,539,407.53	16,985,891.00	0.00	0.00	0.00	114,908,000.01	0.00	200,403,795.18
271	"BIORESOURCE DEVELOPMENT CENTRE OWODE, OGUN STATE"	15,740,307.25	32,799,848.34	7,219,389.65	10,869,096.61	25,264,035.61	29,933,396.45	0.00	0.00	0.00	150,607,438.15	0.00	272,433,512.06
272	"BIORESOURCE DEVELOPMENT CENTRE AROCHUKWU, ABIA STATE"	103,052,512.13	0.00	0.00	0.00	8,150,960.00	7,931,624.71	0.00	0.00	0.00	28,167,614.78	36,746,000.00	184,048,711.62
273	"BIORESOURCE DEVELOPMENT CENTRE KANO, KANO STATE"	165,448,129.22	7,679,800.00	0.00	0.00	19,608,414.00	21,803,870.13	0.00	0.00	0.00	0.00	0.00	214,540,213.35
274	"BIORESOURCE DEVELOPMENT CENTRE - EFFRAYA, CROSS RIVER STATE"	197,467,163.94	0.00	0.00	39,528,000.00	4,598,400.00	4,499,000.00	0.00	0.00	0.00	0.00	0.00	246,092,563.94
275	"AQUATIC BIORESOURCES TRAINING CENTRE IDAH KOGI STATE"	44,883,717.81	124,429,599.77	0.00	0.00	0.00	813,000.00	0.00	0.00	0.00	0.00	100,250,000.00	270,376,317.58
276	"AQUATIC BIORESOURCES TRAINING CENTRE TUNARI TARABA STATE"	11,997,797.00	21,632,751.69	0.00	0.00	0.00	1,320,527.95	0.00	0.00	0.00	2,646,816.00	0.00	37,597,892.64
277	"AQUATIC BIORESOURCES TRAINING CENTRE ADIABO IKOT MBO OTU CROSS RIVER STATE"	7,689,377.70	8,130,673.27	0.00	0.00	6,800,000.00	11,998,475.85	0.00	0.00	0.00	57,699,998.99	0.00	92,318,525.81
278	"BIORESOURCE DEVELOPMENT CENTRE DAPCHI, YOBE STATE"	0.00	0.00	0.00	0.00	3,000,000.00	9,001,400.00	0.00	0.00	0.00	109,325,455.61	0.00	121,326,855.61
279	"BIORESOURCE DEVELOPMENT CENTRE DIRWA BORNO STATE"	0.00	0.00	0.00	0.00	2,249,999.96	4,000,000.00	0.00	0.00	0.00	30,392,711.52	0.00	36,642,711.48
280	"BIORESOURCE DEVELOPMENT CENTRE BILIRI GOMBE STATE"	0.00	4,159,565.00	0.00	0.00	1,525,000.05	12,578,609.98	0.00	0.00	0.00	34,283,825.01	0.00	52,547,000.04



NOTE 34A													
PROPERTY, PLANT AND EQUIPMENT (PPE) <i>Contd.</i>													
S/N	MDA	LAND & BUILDING - GENERAL	INFRASTRUCTURE - GENERAL	PLANT & MACHINERY - GENERAL	TRANSPORTATION EQUIPMENT - GENERAL	OFFICE EQUIPMENT - GENERAL	FURNITURE & FITTINGS - GENERAL	SERVICE CONCESSION ASSETS (PPP)-GENERAL	LEASED ASSETS-FINANCE LEASE	SPECIALISED ASSETS-GENERAL	ASSETS-UNDER-CONSTRUCTION	RECURRENT EXPENDITURE IN CAPITAL BUDGET	TOTALS
		320101	320102	320103	320104	320105	320106	320107	320108	320109	320110	3204	
		N	N	N	N	N	N	N	N	N	N	N	N
281	"BIORESOURC DEVELOPMENT CENTRE CHIBOK, BORNO STATE"	0.00	3,619,189.98	0.00	0.00	4,499,092.50	6,879,612.48	0.00	0.00	0.00	136,279,531.91	0.00	151,277,426.87
282	"BIORESOURC DEVELOPMENT CENTRE, LANGTANG PLATEAU STATE"	1,961,870.00	0.00	0.00	0.00	43,118,314.59	6,495,000.05	0.00	0.00	0.00	330,197,308.72	69,999,344.71	451,771,838.07
283	"BIORESOURC DEVELOPMENT CENTRE MAKURDI, BENUE STATE"	59,412,569.74	0.00	0.00	0.00	685,480.00	1,403,499.97	0.00	0.00	0.00	334,439,877.95	0.00	395,941,427.66
284	"BIORESOURC DEVELOPMENT CENTRE, MICHKA ADAMAWA STATE"	4,090.00	0.00	0.00	0.00	4,999,949.79	9,499,999.97	0.00	0.00	0.00	70,894,645.29	0.00	85,398,685.05
285	"BIORESOURC DEVELOPMENT CENTRE, ILORIN KWARA STATE"	132,342,990.19	0.00	0.00	0.00	3,820,240.00	10,500,000.00	0.00	0.00	0.00	150,426,069.78	0.00	297,089,299.97
286	"BIORESOURC DEVELOPMENT CENTRE, ABAGANA ANAMBRA STATE"	0.00	0.00	0.00	0.00	11,380,000.00	11,740,240.00	0.00	0.00	0.00	171,017,959.91	16,750,000.00	210,888,199.91
287	"BIORESOURC DEVELOPMENT CENTRE, OKA AKOKO ONDO STATE"	176,823,339.35	7,940,500.00	190,000.00	44,000,000.00	5,992,875.00	16,248,750.00	0.00	0.00	0.00	323,858,800.33	0.00	575,054,264.68
288	"BIORESOURC DEVELOPMENT CENTRE, BOGORO, BAUCHI STATE"	0.00	0.00	19,867,140.84	169,570,330.79	4,140,750.00	3,902,269.00	0.00	0.00	0.00	199,303,849.00	0.00	396,784,339.63
289	"BIORESOURC DEVELOPMENT CENTRE, UBULU-UKU, DELTA STATE"	4,400,000.00	0.00	0.00	0.00	0.00	5,000,000.00	0.00	0.00	0.00	52,377,950.99	0.00	61,777,950.99
290	"BIORESOURC DEVELOPMENT CENTRE, UBURU EBONYI STATE"	0.00	0.00	0.00	0.00	0.00	0.00	0.00	0.00	0.00	30,276,761.60	0.00	30,276,761.60
291	AQUATIC BIORRESOURCES DEVELOPMENT CENTRE PATEGL, KWARA STATE	386,351,029.77	111,355,223.13	6,372,313.50	32,130,000.00	0.00	0.00	0.00	0.00	0.00	69,678,030.26	0.00	605,886,596.66
292	"BIORESOURCES DEVELOPMENT CENTRE JEGA KEBBI STATE"	31,681,852.01	16,866,215.00	0.00	0.00	0.00	0.00	0.00	0.00	0.00	40,903,005.46	0.00	89,451,072.47
293	"BOARD FOR TECHNOLOGY BUSINESS INCUBATOR CENTRE - ABUJA"	18,315,319.25	114,762,074.56	33,358,530.00	94,650,381.78	67,123,518.50	7,203,053.75	0.00	0.00	0.00	486,548,018.96	0.00	821,960,896.80
294	TECHNOLOGY INCUBATION CENTRE, GOMBE	64,421,985.33	32,205,684.01	13,221,631.51	0.00	0.00	0.00	0.00	0.00	0.00	28,264,472.28	0.00	138,113,773.13
295	TECHNOLOGY INCUBATION CENTRE, KATSINA	60,059,269.55	21,702,417.45	13,327,175.00	0.00	0.00	8,295,330.73	0.00	0.00	0.00	22,459,560.00	0.00	125,843,752.73
296	TECHNOLOGY INCUBATION CENTRE, LAFIA	4,024,759.92	52,939,984.45	18,220,000.00	13,100,000.00	155,000.00	990,000.00	0.00	0.00	0.00	30,199,048.10	0.00	119,628,792.47
297	TECHNOLOGY INCUBATION CENTRE, LOKOJA	0.00	0.00	13,650,000.00	0.00	0.00	0.00	0.00	0.00	0.00	29,090,455.03	0.00	42,740,455.03
298	"TECHNOLOGY INCUBATION CENTRE, MAKURDI"	0.00	0.00	10,990,983.00	0.00	0.00	0.00	0.00	0.00	0.00	47,567,021.40	0.00	58,558,004.40
299	NORTH WEST ZONAL OFFICE, KANO	0.00	8,200,952.40	44,816,799.99	0.00	0.00	6,080,000.00	0.00	0.00	0.00	0.00	0.00	59,097,752.39
300	NORTH EAST ZONAL OFFICE, BAUCHI	8,000,000.28	12,608,000.00	25,010,000.00	0.00	0.00	2,456,000.00	0.00	0.00	0.00	0.00	0.00	48,074,000.28
301	NORTH CENTRAL ZONAL OFFICE, MINNA	0.00	4,750,000.00	34,453,930.74	0.00	0.00	6,580,000.00	0.00	0.00	0.00	0.00	0.00	45,783,930.74
302	SOUTH WEST ZONAL OFFICE, LAGOS	0.00	3,535,040.79	32,208,999.64	0.00	0.00	0.00	0.00	0.00	0.00	0.00	0.00	35,744,040.43
303	SOUTH SOUTH ZONAL OFFICE, BENIN	18,974,400.00	4,999,998.99	29,962,900.00	0.00	0.00	0.00	0.00	0.00	0.00	0.00	0.00	53,937,298.99
304	SOUTH EAST ZONAL OFFICE, NNEWI	4,945,500.00	3,353,700.00	33,880,668.00	0.00	0.00	9,890,000.00	0.00	0.00	0.00	619,832.00	0.00	52,689,700.00
305	"TECHNOLOGY BUSINESS INCUBATOR CENTRE - AGEGE"	13,438,554.16	5,929,290.50	25,858,641.81	0.00	0.00	1,736,999.98	0.00	0.00	0.00	12,782,820.63	0.00	59,746,307.08
306	"TECHNOLOGY BUSINESS INCUBATOR CENTRE - ABA"	58,565,423.50	29,724,911.20	80,624,611.20	0.00	0.00	0.00	0.00	0.00	0.00	2,170,531.55	31,062,242.62	202,147,720.07
307	"TECHNOLOGY BUSINESS INCUBATOR CENTRE - KANO"	2,934,000.00	3,261,200.00	41,734,740.84	3,330,275.00	0.00	0.00	0.00	0.00	0.00	21,254,990.22	0.00	72,515,206.06
308	"TECHNOLOGY BUSINESS INCUBATOR CENTRE - NNEWI"	97,865,739.24	19,012,300.00	37,145,023.15	0.00	0.00	0.00	0.00	0.00	0.00	19,477,723.80	17,497,000.01	190,997,786.20
309	"TECHNOLOGY BUSINESS INCUBATOR CENTRE - CALABAR"	7,264,573.50	9,635,561.19	27,478,582.38	0.00	0.00	0.00	0.00	0.00	0.00	25,213,679.82	0.00	69,592,396.89



NOTE 34A													
PROPERTY, PLANT AND EQUIPMENT (PPE) <i>Contd.</i>													
S/N	MDA	LAND & BUILDING - GENERAL	INFRASTRUCTURE - GENERAL	PLANT & MACHINERY - GENERAL	TRANSPORTATION EQUIPMENT - GENERAL	OFFICE EQUIPMENT - GENERAL	FURNITURE & FITTINGS - GENERAL	SERVICE CONCESSION ASSETS (PPP)- GENERAL	LEASED ASSETS-FINANCE LEASE	SPECIALISED ASSETS-GENERAL	ASSETS-UNDER-CONSTRUCTION	RECURRENT EXPENDITURE IN CAPITAL BUDGET	TOTALS
		320101	320102	320103	320104	320105	320106	320107	320108	320109	320110	3204	
		N	N	N	N	N	N	N	N	N	N	N	N
310	"TECHNOLOGY BUSINESS INCUBATOR CENTRE - MINNA"	268,652,228.16	0.00	60,173,692.72	0.00	0.00	0.00	0.00	0.00	0.00	15,319,785.04	0.00	344,145,705.92
311	"TECHNOLOGY BUSINESS INCUBATOR CENTRE - WARRI"	4,410,168.00	4,959,549.97	17,606,682.56	0.00	0.00	0.00	0.00	0.00	0.00	26,374,416.43	0.00	53,350,816.96
312	"TECHNOLOGY BUSINESS INCUBATOR CENTRE - MAIDUGURI"	11,886,916.00	7,183,950.00	29,594,944.68	0.00	0.00	329,000.00	0.00	0.00	0.00	5,307,252.00	0.00	54,302,062.68
313	"TECHNOLOGY BUSINESS INCUBATOR CENTRE - GUSAU"	24,411,445.80	11,780,877.23	38,145,974.15	17,150,200.00	3,852,500.00	1,548,100.00	0.00	0.00	25,000.00	15,617,644.55	0.00	112,531,741.73
314	"TECHNOLOGY BUSINESS INCUBATOR CENTRE - SOKOTO"	14,317,249.99	7,625,972.40	12,648,212.65	19,679,625.00	230,000.00	0.00	0.00	0.00	0.00	25,859,649.74	0.00	80,360,709.78
315	"TECHNOLOGY BUSINESS INCUBATOR CENTRE - UYO"	15,381,955.60	2,065,500.00	17,564,214.95	2,181,068.16	0.00	6,535,739.45	0.00	0.00	0.00	7,024,407.67	0.00	50,752,885.83
316	"TECHNOLOGY BUSINESS INCUBATOR CENTRE - B/ KEBBI"	28,034,260.60	4,807,588.00	25,591,725.95	0.00	530,000.00	935,739.45	0.00	0.00	0.00	3,954,661.19	0.00	63,853,975.19
317	"TECHNOLOGY BUSINESS INCUBATOR CENTRE - IGBOTAKO"	35,176,351.99	10,673,758.00	19,537,257.98	0.00	0.00	31,000.00	0.00	0.00	0.00	12,921,594.98	0.00	78,339,962.95
318	"TECHNOLOGY BUSINESS INCUBATOR CENTRE - BAUCHI"	64,689,005.99	18,351,012.49	9,871,575.00	0.00	0.00	0.00	0.00	0.00	0.00	647,350.00	0.00	93,558,943.48
319	"TECHNOLOGY BUSINESS INCUBATOR CENTRE - IBADAN"	3,997,144.00	0.00	24,534,083.76	0.00	0.00	0.00	0.00	0.00	0.00	4,736,582.69	0.00	33,267,810.45
320	"TECHNOLOGY BUSINESS INCUBATOR CENTRE - BENIN"	28,070,747.30	22,868,950.00	4,567,500.00	0.00	0.00	5,338,400.00	0.00	0.00	0.00	33,298,866.25	0.00	94,144,463.55
321	"TECHNOLOGY BUSINESS INCUBATOR CENTRE - OKWE ONUIMO"	4,831,060.00	4,995,499.99	24,253,576.24	0.00	1,000.00	7,000.00	0.00	0.00	0.00	0.00	0.00	34,088,136.23
322	"TECHNOLOGY BUSINESS INCUBATOR CENTRE - ABEOKUTA"	8,676,090.00	10,259,780.25	52,269,312.14	0.00	130.00	280.00	0.00	0.00	0.00	28,250,075.58	0.00	99,455,667.97
323	"TECHNOLOGY BUSINESS INCUBATOR CENTRE - YOLA"	4,257,771.25	4,788,000.00	25,812,693.75	15,554,600.00	133,000.00	680,500.00	0.00	0.00	0.00	27,157,925.00	0.00	78,384,490.00
324	"TECHNOLOGY BUSINESS INCUBATOR CENTRE - JOS"	0.00	0.00	76,204,228.88	0.00	0.00	0.00	0.00	0.00	0.00	19,286,719.94	0.00	95,490,948.82
325	"TECHNOLOGY BUSINESS INCUBATOR CENTRE - YENEGOA"	43,768,450.90	150,471,405.94	86,370,095.19	31,250,000.00	0.00	21,552,462.56	0.00	0.00	3,470,000.00	29,955,080.34	0.00	366,837,494.93
326	"NATIONAL CENTRE FOR GENETIC RESEARCH AND BIOTECHNOLOGY - IBADAN"	46,743,950.00	13,963,248.68	7,973,607.56	2,419,250.00	11,808,875.78	5,954,750.25	0.00	0.00	0.00	10,219,775.80	0.00	99,083,458.07
327	"ELECTRONICS DEVELOPMENT INSTITUTE (ELDI), AWKA"	13,797,998.01	0.00	18,778,116.60	30,599.60	0.00	0.00	0.00	0.00	0.00	107,130,345.95	0.00	139,737,060.16
328	"NATIONAL CENTRE FOR TECHNOLOGY MANAGEMENT, HQTRS, ILE IFE"	372,246,262.20	17,398,061.62	50,543,281.65	25,983,450.00	10,354,991.90	69,259,997.55	0.00	0.00	68,153,105.22	41,676,379.41	0.00	655,615,529.55
329	"REGIONAL CENTRE FOR TECHNOLOGY MANAGEMENT (NACETEM - LAGOS)"	68,445,208.39	3,670,500.00	18,911,235.35	0.00	0.00	2,172,240.00	0.00	0.00	0.00	0.00	0.00	93,199,183.74
330	"NATIONAL ENGINEERING DESIGN AND DEVELOPMENT CENTRE - NNEWI"	53,670,471.00	373,595,394.73	159,089,103.25	64,553,475.00	10,860,535.03	31,192,825.00	0.00	0.00	39,809,490.00	0.00	68,342,147.92	801,113,441.93
331	"AFRICA REGIONAL CENTRE FOR SPACE SCIENCE & TECHNOLOGY - ILE-IFE"	0.00	197,821,335.86	0.00	0.00	0.00	0.00	0.00	0.00	0.00	4,421,052.64	0.00	202,242,388.50
332	"CENTRE FOR SATELLITE TECHNOLOGY DEVELOPMENT - ABUJA"	0.00	20,958,579.86	41,143,420.81	0.00	8,000.00	11,000.00	0.00	0.00	0.00	0.00	0.00	62,121,000.67
333	"NIGERIAN BUILDING AND ROAD RESEARCH INSTITUTE - LAGOS"	324,610,872.50	11,049,224,679.37	1,254,779,590.92	425,149,790.68	19,098,487.97	507,372,725.98	0.00	0.00	267,598,568.56	128,042,581.62	600,000.00	13,976,477,297.60
334	"PROJECT DEVELOPMENT INSTITUTE - ENUGU"	34,680,691.47	3,579,618,013.08	228,885,205.65	63,058,746.36	83,726,039.00	60,681,508.17	0.00	0.00	0.00	316,717,794.43	0.00	4,367,367,998.16
335	"NATIONAL OFFICE OF TECHNOLOGY ACQUISITION AND PROMOTION - ABUJA"	445,127,952.20	43,715,216.52	235,034.52	86,609,440.28	0.00	228,512,652.46	0.00	0.00	0.00	793,963,064.86	0.00	1,598,163,360.84
336	"NATIONAL RESEARCH INSTITUTE FOR CHEMICAL TECHNOLOGY - ZARIA"	505,135,538.27	894,348,883.31	14,198,160,017.17	230,524,037.08	2,232,374.47	7,016,946.97	0.00	0.00	0.00	1,042,602,131.74	0.00	16,880,019,929.01



NOTE 34A													
PROPERTY, PLANT AND EQUIPMENT (PPE) <i>Contd.</i>													
S/N	MDA	LAND & BUILDING - GENERAL	INFRASTRUCTURE - GENERAL	PLANT & MACHINERY - GENERAL	TRANSPORTATION EQUIPMENT - GENERAL	OFFICE EQUIPMENT - GENERAL	FURNITURE & FITTINGS - GENERAL	SERVICE CONCESSION ASSETS (PPP)- GENERAL	LEASED ASSETS- FINANCE LEASE	SPECIALISED ASSETS- GENERAL	ASSETS-UNDER- CONSTRUCTION	RECCURENT EXPENDITURE IN CAPITAL BUDGET	TOTALS
		320101	320102	320103	320104	320105	320106	320107	320108	320109	320110	3204	
		N	N	N	N	N	N	N	N	N	N	N	N
359	"SCIENCE EQUIPMENT DEVELOPMENT INSTITUTE - MINNA"	92,808,124.99	1,126,371,826.91	111,772,673.66	74,875,229.55	0.00	7,847,253.43	0.00	0.00	0.00	6,469,756.56	0.00	1,420,144,865.10
360	"TECHNOLOGY BUSINESS INCUBATOR CENTRE - ILORIN"	19,739,257.82	10,552,538.20	27,085,247.89	0.00	0.00	0.00	0.00	0.00	0.00	3,500,000.00	0.00	60,877,043.91
361	"TECHNOLOGY BUSINESS INCUBATOR CENTRE - TARABA"	177,985,328.42	56,560,249.33	474,023,379.41	22,598,160.69	60,338,811.84	21,093,419.51	0.00	0.00	0.00	0.00	0.00	812,599,349.20
362	"TECHNOLOGY BUSINESS INCUBATOR CENTRE - KADUNA"	149,079,472.06	129,699,210.42	104,715,744.60	28,035,999.99	18,052,862.51	12,802,418.00	0.00	0.00	0.00	0.00	17,635,123.82	460,020,831.40
363	"PROTOTYPE ENGINEERING DEVELOPMENT INSTITUTE, ILESHA"	104,241,696.14	33,859,532.53	30,443,499.10	39,327,910.00	2,373,000.00	9,235,650.00	0.00	0.00	0.00	0.00	19,875,429.01	239,356,716.78
364	"ADVANCE MANUFACTURING TECHNOLOGY PROGRAMME, TARABA"	316,790,365.31	180,956,328.88	74,927,539.86	68,346,857.87	12,206,142.50	10,268,100.00	0.00	0.00	0.00	153,622,861.69	0.00	817,118,196.11
365	SOKOTO ENERGY RESEARCH	256,441,441.00	35,832,642.65	81,314,699.70	31,785,000.01	0.00	11,830,697.70	0.00	0.00	0.00	22,931,224.57	0.00	440,135,705.63
366	"CENTRE FOR ENERGY RESEARCH AND DEVELOPMENT, NSUKA"	75,746,352.80	754,685,476.54	2,494,758.00	15,678,600.00	0.00	0.00	0.00	0.00	0.00	22,754,140.00	0.00	871,359,327.34
367	"NATIONAL CENTRE FOR ENERGY EFFICIENCY AND CONSERVATIVE, UNIVERSITY OF LAGOS."	67,866,998.89	13,675,351.55	25,399,729.54	5,185,832.50	0.00	18,015,759.78	0.00	0.00	0.00	32,354,240.50	0.00	162,497,912.76
368	"NATIONAL CENTRE FOR HYDROPOWER RESEARCH AND DEVELOPMENT, UNIVERSITY OF ILORIN"	227,844,729.47	840,696,332.85	3,355,550.02	15,941,543.75	0.00	7,225,631.25	0.00	0.00	0.00	0.00	0.00	1,095,063,787.34
369	"NATIONAL CENTRE FOR ENERGY AND ENVIRONMENT, UNIVERSITY OF BENIN"	285,899,226.00	5,138,480,521.35	254,640,443.00	274,599,174.00	0.00	146,922,372.96	0.00	0.00	0.00	828,280,827.51	454,807,223.42	7,383,629,788.24
370	"TECHNOLOGY BUSINESS INCUBATOR - ENUGU"	606,238,367.44	2,628,884.41	24,143,674.00	16,243,500.00	6,464,500.00	205,000.00	0.00	0.00	0.00	71,881,713.01	0.00	727,805,638.86
371	ENERGY COMMISSION OF NIGERIA	245,023,548.17	1,021,158,783.58	5,833,022.50	204,918,000.00	0.00	5,073,209.21	0.00	0.00	0.00	0.00	196,899,365.08	1,678,905,928.54
372	"NATIONAL CENTRE FOR PETROLEUM RESEARCH AND DEVELOPMENT (NCPRD), ABUBAKAR TAFAWA BALEWA UNIVERSITY BAUCHI"	54,886,273.21	48,669,940.00	30,980,254.59	0.00	17,503,570.00	16,864,450.00	0.00	0.00	0.00	0.00	0.00	168,904,487.80
373	"TECHNOLOGY BUSINESS INCUBATION CENTRE ADO-EKITI"	127,003,477.23	32,159,984,887.89	147,126,187.75	28,737,587.50	47,019,112.00	202,568,457,385.09	0.00	2,343,836,367.14	0.00	25,786,517,774.00	0.00	263,208,682,778.60
374	"TECHNOLOGY BUSINESS INCUBATION CENTRE ILE-IFE"	350,357,748.94	114,658,652.80	9,102,119.00	0.00	371,067.00	2,420,350,055.15	0.00	0.00	696,767,963.15	7,979,862,029.48	0.00	11,571,469,635.52
375	"FEDERAL MINISTRY OF TRANSPORT - HQTRS"	718,832,595.49	124,862,454,756.56	7,354,413,038.67	1,637,834,297.22	15,323,468.57	7,521,941.26	0.00	0.00	0.00	51,836,208,820.94	7,635,256,948.62	194,067,845,867.33
376	"NIGERIAN INSTITUTE OF TRANSPORT TECHNOLOGY"	501,975,378.74	14,190,804,492.90	2,469,357,923.34	852,998,578.70	3,733,687,770.17	115,976,628.65	0.00	0.00	112,429,528.47	9,459,609,725.84	0.00	31,436,840,026.81
377	NIGERIAN RAILWAY	6,384,032,660.13	4,996,704,235.60	273,422,283.21	13,990,648,887.86	232,001,667.77	523,135,868.44	0.00	0.00	178,191,360.71	136,306,866.92	0.00	26,714,443,830.64
378	"NATIONAL INLAND WATERWAYS AUTHORITY"	1,456,818,281.86	10,060,735,893.48	244,225,640.96	898,525,666.48	0.00	0.00	0.00	0.00	290,040,395.37	1,599,520,276.79	0.00	14,549,866,154.94
379	MARITIME ACADEMY, ORON	7,970,741,051.95	2,465,238,727.34	1,550,877,820.98	172,984,554.78	265,748,943.67	810,832,051.46	0.00	0.00	810,974,755.34	0.00	0.00	14,047,397,905.52
380	"COUNCIL FOR THE REGULATION OF FREIGHT FORWARDING IN NIGERIA"	2,612,579,373.95	1,897,698,386.79	2,307,031,315.72	103,027,700.00	0.00	984,202,953.95	0.00	0.00	60,275,620.30	3,603,178,022.86	31,556,425.92	11,599,549,799.49
381	FEDERAL MINISTRY OF AVIATION	0.00	1,792,943,395.70	0.00	138,600,000.00	0.00	33,984,000.00	0.00	0.00	0.00	352,796,676.91	0.00	2,318,324,072.61
382	NIGERIA CIVIL AVIATION AUTHORITY, IKEJA, LAGOS	122,014,981.11	377,302,855.85	1,986,562,909.87	7,444,440.00	62,165,796.00	1,078,135,028.50	0.00	0.00	30,022,134.67	179,652,450.83	0.00	3,843,300,596.83
383	"NIGERIAN COLLEGE OF AVIATION TECHNOLOGY-ZARIA"	48,898,903,892.04	5,087,048,658.61	10,939,050,910.52	10,803,283,415.69	22,395,069,030.35	9,901,330,251.93	0.00	0.00	42,133,663.82	57,785,982,086.35	54,260,321.24	165,907,062,230.55
384	NIGERIAN METEOROLOGICAL AGENCY	754,629,315.90	38,226,359.00	3,000,377,471.88	394,146,292.64	84,202,955.25	45,642,013.98	0.00	0.00	19,307,387.57	284,818,606.56	0.00	4,621,350,402.78
385	ACCIDENT AND INVESTIGATION BUREAU	19,857,777,137.49	200,198,033,480.79	17,762,512,569.96	1,006,135,440.52	523,711,353.60	366,743,578.65	53,929,636.00	0.00	226,323,220.52	348,032,670,274.64	95,739,401,954.35	683,767,238,646.52



NOTE 34A													
PROPERTY, PLANT AND EQUIPMENT (PPE) <i>Contd.</i>													
S/N	MDA	LAND & BUILDING - GENERAL	INFRASTRUCTURE - GENERAL	PLANT & MACHINERY - GENERAL	TRANSPORTATION EQUIPMENT - GENERAL	OFFICE EQUIPMENT - GENERAL	FURNITURE & FITTINGS - GENERAL	SERVICE CONCESSION ASSETS (PPP)-GENERAL	LEASED ASSETS-FINANCE LEASE	SPECIALISED ASSETS-GENERAL	ASSETS-UNDER-CONSTRUCTION	RECURRENT EXPENDITURE IN CAPITAL BUDGET	TOTALS
		320101	320102	320103	320104	320105	320106	320107	320108	320109	320110	3204	
		N	N	N	N	N	N	N	N	N	N	N	N
386	NIGERIA AIRSPACE MANAGEMENT AGENCY	0.00	24,839,727,908.90	1,363,156,666.00	642,246,198.00	69,338,698.00	53,422,487.00	0.00	0.00	0.00	0.00	480,161,686.91	27,448,053,644.81
387	FEDERAL INLAND REVENUE SERVICES	41,899,556,495.64	0.00	3,603,526,376.30	10,319,026,509.80	22,785,529,638.90	10,013,784,369.04	0.00	0.00	0.00	0.00	63,036,952,285.76	151,658,375,675.44
388	"FEDERAL MINISTRY OF POWER - HQTRS"	122,707,890,410.90	567,895,353,417.36	2,390,814,771.24	9,313,241,303.81	2,605,956,019.42	2,975,247,474.10	127,854,288.34	0.00	780,800,623.22	7,454,184,226.45	1,246,936,432.00	717,498,278,966.84
389	"NATIONAL RURAL ELECTRIFICATION AGENCY"	13,441,287,491.16	42,852,088,302.77	227,712,000.00	51,815,000.00	528,320,495.51	74,490,166.81	0.00	0.00	0.00	0.00	243,960,354.62	57,419,673,810.87
390	"NIGERIAN ELECTRICITY REGULATORY COMMISSION"	11,666,157,405.88	928,479,433.18	347,418,668.37	43,978,543.00	223,235,500.00	144,482,508.91	911,092.84	0.00	133,662,133.12	0.00	41,377,336.12	13,529,702,621.42
391	"NIGERIAN ELECTRICITY MANAGEMENT SERVICES AGENCY (NEMSA) HQTRS"	269,720,606.00	0.00	205,608,829.69	40,646,000.02	32,187,752.00	43,331,927.80	0.00	0.00	0.00	915,710,465.64	72,916,797.75	1,580,122,378.90
392	"NATIONAL POWER TRAINING INSTITUTE"	3,546,805,080.26	32,056,437,098.35	4,137,250.00	187,969,365.21	0.00	241,693,469.61	0.00	0.00	50,351,944.54	13,609,000,258.04	0.00	49,696,394,466.01
393	"NIGERIA ELECTRICITY LIABILITY MANAGEMENT LIMITED"	0.00	31,136,900.48	1,894,637.50	868,029,028.36	200,000.00	611,407,535.83	0.00	0.00	0.00	595,851,234.31	0.00	2,108,519,336.48
394	"TRANSMISSION COMPANY OF NIGERIA"	145,302,616,061.50	43,061,690,886.08	78,003,660,708.35	104,793,899.99	126,864,088.33	0.00	0.00	0.00	0.00	5,471,323,442.61	13,322,000.00	272,084,271,086.86
395	"NIGERIAN BULK ELECTRICITY TRADING PLC"	64,759,956.59	0.00	24,650,000.00	711,765,843.39	0.00	407,809,855.45	0.00	0.00	0.00	40,400,000.00	0.00	1,249,385,655.43
396	"FEDERAL MINISTRY OF WORKS AND HOUSING"	1,211,924,985.44	3,621,502,157.19	4,960,000.00	1,394,452,523.23	109,966,327.88	0.00	0.00	0.00	0.00	183,664,432,009.24	0.00	190,007,238,002.98
397	"OFFICE OF THE SURVEYOR-GENERAL OF THE FEDERATION"	804,188,233.96	18,284,500,631.27	866,116,827.32	270,923,989.43	104,919,464.48	124,443,336.44	0.00	0.00	4,926,322.74	8,019,236,666.94	8,640,000.00	28,487,895,472.58
398	FEDERAL SCHOOL OF SURVEY, OYO	172,810,538.58	224,402,976.12	25,083,401.28	90,713,823.79	5,054,276.57	7,612,904.40	0.00	0.00	57,543,967.82	462,407,353.50	0.00	1,045,629,242.06
399	"FEDERAL ROAD MAINTENANCE AGENCY"	4,975,417,791.95	22,488,195,726.01	192,625,174.97	2,466,080,474.77	530,192,411.12	479,151,486.55	0.00	0.00	14,424,793.50	1,749,525,493.18	577,564,253.30	33,473,177,605.35
400	"COUNCIL FOR THE REGULATION OF ENGINEERING IN NIGERIA (COREN)"	70,100,683.90	25,709,670.18	127,604,063.01	299,569,891.95	6,433,292.85	13,139,482.23	0.00	0.00	173,579,655.93	302,839,587.29	0.00	1,018,976,327.34
401	SURVEY COUNCIL OF NIGERIA	138,355,919.28	274,172,151.71	144,909,080.38	33,924,033.00	156,864,475.30	124,586,748.41	0.00	0.00	0.00	38,861,280.00	0.00	911,673,688.08
402	"REGIONAL CENTRE FOR TRAINING IN AEROSPACE SURVEY"	4,861,630,764.32	205,352,327.00	598,319,633.15	2,896,822,412.41	423,391,323.91	740,864,447.30	0.00	0.00	185,928,481.88	384,243,314.98	0.00	10,296,552,704.95
403	"MINISTRY OF PETROLEUM RESOURCES HQTRS"	10,522,841.91	950,924,134.82	278,375,436.54	100,327,500.00	79,568,682.09	7,590,813.30	0.00	0.00	59,055,045.75	412,258,704.89	0.00	1,898,623,159.30
404	"DEPARTMENT OF PETROLEUM RESOURCES"	2,673,557,635.34	606,853,682.54	896,344,640.27	465,333,333.33	384,398,580.32	647,050,809.21	0.00	0.00	361,891,059.92	485,955,772.23	0.00	6,521,385,513.16
405	PETROLEUM TRAINING INSTITUTE	1,955,636,229.87	77,551,715.95	100,510,033.74	684,372,757.28	18,515,000.00	42,971,870.01	0.00	0.00	213,571,634.38	1,474,949,003.63	0.00	4,568,078,244.86
406	NIGERIA CONTENT DEVELOPMENT AND MONITORING BOARD	58,442,665.47	175,573,145.33	166,506,059.00	0.00	0.00	6,326,198.55	0.00	0.00	0.00	0.00	0.00	406,848,068.35
407	"PETROLEUM PRODUCTS PRICING REGULATORY AGENCY (PPRA)"	171,091,122.49	858,893,301.26	542,175,552.00	1,053,689,977.33	679,019,871.49	619,869,328.12	2,500,000,000.00	0.00	205,984,322.18	126,079,117.29	0.00	6,756,802,592.16
408	"NIGERIA NUCLEAR REGULATORY AUTHORITY"	0.00	340,394,263.50	185,477,250.00	107,044,778.19	309,678,860.31	6,760,475.00	0.00	0.00	0.00	539,438,870.54	0.00	1,488,794,497.54
409	"MINISTRY OF MINES AND STEEL DEVELOPMENT- HQTRS"	252,227,143.17	2,109,189,949.79	1,698,981,704.27	809,251,414.88	0.00	37,226.61	0.00	0.00	0.00	284,126,905.52	1,654,644,714.87	6,808,459,059.11
410	"COUNCIL OF NIGERIAN MINING ENGINEERS AND GEOSCIENCES"	0.00	19,626,614.14	617,537,182.84	281,243,432.00	16,792,646.96	736,050.00	0.00	108,930,928.58	922,500.00	0.00	107,632,187.28	1,153,421,541.80
411	"NIGERIAN GEOLOGICAL SURVEY AGENCY."	174,519,299.38	587,087,587.94	594,094,015.72	167,903,545.00	0.00	0.00	0.00	0.00	242,000,000.00	0.00	0.00	1,765,604,448.04
412	"NATIONAL STEEL RAW MATERIALS EXPLORATION AGENCY, KADUNA"	76,428,968.44	172,621,495.81	852,204,410.45	41,652,365.11	4,862,800.00	8,500,000.01	0.00	0.00	31,130,071.33	105,806,746.21	377,092,987.84	1,670,299,845.20
413	"NATIONAL METALLURGICAL DEVELOPMENT CENTRE, JOS"	212,514,177.36	89,887,576.11	74,717,072.44	128,254,352.80	0.00	4,632,100.00	0.00	0.00	0.00	339,794,379.99	0.00	849,799,658.70
414	"METALLURGICAL TRAINING INSTITUTE, ONITSHA"	1,566,544,380.57	359,674,138.40	234,463,166.90	15,847,500.00	119,250,440.50	10,671,475.00	0.00	0.00	0.00	280,181,238.99	0.00	2,586,632,340.36
415	"NATIONAL IRON ORE MINING PROJECT - ITAKPE"	274,787,549.55	872,196,270.18	50,041,628.12	202,426,028.35	26,166,600.00	38,689,780.31	0.00	0.00	33,482,521.88	42,027,555.50	0.00	1,539,817,933.89



NOTE 34A													
PROPERTY, PLANT AND EQUIPMENT (PPE) <i>Contd.</i>													
S/N	MDA	LAND & BUILDING - GENERAL	INFRASTRUCTURE - GENERAL	PLANT & MACHINERY - GENERAL	TRANSPORTATION EQUIPMENT - GENERAL	OFFICE EQUIPMENT - GENERAL	FURNITURE & FITTINGS - GENERAL	SERVICE CONCESSION ASSETS (PPP)-GENERAL	LEASED ASSETS-FINANCE LEASE	SPECIALISED ASSETS-GENERAL	ASSETS-UNDER-CONSTRUCTION	RECURRENT EXPENDITURE IN CAPITAL BUDGET	TOTALS
		320101	320102	320103	320104	320105	320106	320107	320108	320109	320110	3204	
		N	N	N	N	N	N	N	N	N	N	N	N
416	"NIGERIA INSTITUTE OF MINING AND GEOSCIENCE"	263,183,900.00	58,075,297.34	341,764,613.57	0.00	46,836,338.76	0.00	0.00	0.00	4,721,506.00	62,351,640.57	68,498,267.40	845,431,563.64
417	"NIGERIA MINING CADASTRE OFFICE & CENTRES"	0.00	1,240,000.00	0.00	260,165,599.54	14,848,725.00	57,164,709.68	0.00	0.00	0.00	0.00	0.00	333,419,034.22
418	AJAKUTA STEEL COMPANY LIMITED	44,086,272.43	901,525,176.12	740,965,320.69	130,428,217.76	15,997,950.00	72,254,662.49	0.00	0.00	11,622,790.96	0.00	0.00	1,916,880,390.45
419	"SOLID MINERAL DEVELOPMENT FUND OFFICE"	22,328,178.92	7,492,957.14	395,590,813.29	1,093,727,887.67	4,670,000.00	34,467,306.00	0.00	0.00	0.00	0.00	0.00	1,558,277,143.02
420	"NATIONAL SALARIES, INCOMES AND WAGES COMMISSION"	733,650.09	46,357,200.00	21,459,000.00	235,162,064.77	17,626,750.00	29,789,337.60	0.00	0.00	0.00	6,002,500.00	0.00	357,130,502.46
421	"REVENUE MOBILIZATION, ALLOCATION, AND FISCAL COMMISSION"	3,678,995,353.36	72,886,412,412.16	745,418,509.25	230,052,283.89	58,312,260.00	77,604,087.16	353,192,810.97	0.00	859,335,190.49	45,262,253,158.66	0.00	124,151,576,065.94
422	FISCAL RESPONSIBILITY COMMISSION	49,748,590.01	639,283,438.72	20,425,673.71	95,323,346.30	29,840,592.76	17,591,163.63	0.00	0.00	0.00	0.00	0.00	852,212,805.13
423	"FEDERAL MINISTRY OF WATER RESOURCES - HQTRS"	15,830,634,231.38	42,079,137,163.99	144,877,052.84	520,825,109.19	39,612,337.85	49,749,239.78	0.00	0.00	101,407,115.55	14,225,696,420.35	115,987,035.19	73,107,925,706.12
424	"NIGERIA HYDROLOGICAL SERVICE AGENCY"	1,705,971,151.48	718,227,958.02	0.00	2,950,375,296.00	0.00	25,753,649.00	0.00	0.00	0.00	796,960,293.34	775,015,677.29	6,972,304,025.13
425	ANAMBRA/ IMO RBDA	1,100,842,427.57	1,509,282,981.76	447,986,061.97	198,310,707.80	19,931,106.00	18,063,396.15	0.00	0.00	2,352,027,925.93	10,402,324,742.79	0.00	16,048,769,349.97
426	BENIN/ OWENA RBDA	282,839,325.08	15,121,180,748.23	729,164,112.35	401,452,350.00	0.00	237,470,710.00	0.00	0.00	128,918,756.67	21,958,415,916.47	1,288,772,037.99	40,148,213,956.79
427	CHAD BASIN RBDA	1,360,125,120.04	9,352,230,090.00	1,514,693,650.12	262,000,000.00	0.00	3,130,000.00	0.00	0.00	16,979,976.72	234,773,256.12	12,989,785.00	12,756,921,878.00
428	CROSS RIVER RBDA	792,654,456.72	4,407,621,249.81	258,464,407.57	5,000,000.00	0.00	14,385,000.00	0.00	0.00	1,821,636,223.58	9,143,217,654.35	1,695,239,546.25	18,138,218,538.28
429	HADEJIA-JAMA'A, ABARE RBDA	1,313,645,415.66	4,474,526,178.23	837,877,542.55	50,210,000.00	4,500,000.00	191,688,457.17	0.00	0.00	582,720,097.01	8,133,447,197.35	387,408,180.01	15,976,023,067.98
430	LOWER BENUE RBDA	169,283,035.27	4,699,947,929.54	690,618,222.70	74,843,384.83	1,800,000.00	0.00	0.00	0.00	40,487,650.36	6,562,911,791.00	903,148,860.21	13,143,040,873.91
431	LOWER NIGER RBDA	438,241,399.16	948,387,992.61	1,199,092,150.63	103,915,787.68	41,670,271.45	387,462,547.22	0.00	0.00	929,345,119.76	5,106,619,871.90	904,315,764.59	10,059,050,905.00
432	NIGER DELTA RBDA	367,900,752.98	5,312,692,130.17	55,061,516.28	38,547,631.00	0.00	324,542,806.03	0.00	0.00	692,709,726.49	5,425,571,081.06	1,191,653,601.04	13,408,679,245.05
433	OGUN/ OSUN RBDA	1,637,358,520.36	4,462,988,634.79	325,879,681.85	385,313.88	61,000.00	0.00	0.00	0.00	243,049,521.48	2,616,519,448.89	264,887,103.82	9,551,129,225.07
434	SOKOTO RIMA RBDA	293,624,911.97	8,627,879,495.33	1,641,827,225.04	20,127,600.00	9,972,625.00	66,462,031.77	0.00	0.00	533,493,284.06	6,224,613,177.44	1,748,444,205.75	19,166,444,556.36
435	UPPER BENUE RBDA	322,414,396.61	2,545,422,370.17	1,891,391,282.51	174,437,538.93	87,404,618.95	178,633,147.17	0.00	0.00	6,963,120.00	2,308,147,778.09	373,208,503.28	7,888,022,755.71
436	UPPER NIGER RBDA	57,461,623,437.43	1,268,444,129.99	947,885,822.35	110,255,735.97	20,772,750.00	0.00	0.00	0.00	445,276,923.97	2,073,509,769.75	334,920,072.40	62,662,688,641.86
437	"NATIONAL WATER RESOURCES INSTITUTE-KADUNA"	125,170,071.43	369,941,599.82	71,806,897.90	39,471,568.73	102,453,757.16	49,611,314.42	0.00	0.00	108,153,570.99	403,821,201.44	178,549,950.67	1,448,979,932.56
438	"NIGERIA INTEGRATED WATER MANAGEMENT COMMISSION"	8,265,608,871.73	216,744,760.62	55,532,104.20	3,334,205,737.25	151,006,251.71	59,546,221.96	0.00	0.00	59,850,000.00	0.00	0.00	12,142,493,947.47
439	GURARA WATER MANAGEMENT AUTHORITY	357,163,757.18	34,982,066.27	0.00	0.00	0.00	0.00	0.00	0.00	0.00	0.00	0.00	392,145,823.45
440	NIGERIA CUSTOMS SERVICES	14,334,048,837.03	1,738,374,385.98	123,076,581.02	10,546,665,361.45	25,133,233.75	169,686,229.96	0.00	0.00	0.00	0.00	0.00	26,936,984,629.19
LAW & JUSTICES SECTOR													
441	NATIONAL JUDICIAL COUNCIL-ABUJA	1,905,414,504.33	318,216,541.47	45,666,400.00	537,069,700.00	2,404,969,567.58	181,380,142.40	0.00	0.00	511,441,273.50	0.00	0.00	5,904,158,129.28
442	SUPREME COURT OF NIGERIA	1,083,456,852.54	37,000,267.50	27,296,756.91	411,899.98	35,032,107.50	87,576,478.00	0.00	0.00	83,258,950.00	0.00	0.00	1,354,033,312.43
443	COURT OF APPEAL	10,799,519,349.50	415,041,294.36	775,805,740.75	3,463,189,928.18	687,235,575.82	2,951,902,698.93	0.00	0.00	592,002,478.35	6,437,252,883.09	0.00	26,121,949,948.98
444	FEDERAL HIGH COURT-ABUJA	57,088,087,834.95	495,044,543.19	1,113,605,478.68	6,076,168,047.11	609,825,072.30	6,340,042,472.09	0.00	0.00	702,284,448.20	0.00	0.00	72,425,057,896.52
445	HIGH COURT OF JUSTICE-FCT ABUJA	159,636,767,721.33	710,154,705.00	2,130,561,400.00	16,331,412,864.04	1,881,923,068.00	15,465,762,073.00	0.00	0.00	1,117,663,450.00	324,978,920.00	0.00	197,599,224,201.37
446	SHARIA COURT OF APPEAL-ABUJA	1,473,062,333.75	114,154,067.83	43,525,000.00	793,918,000.00	78,027,750.00	135,190,500.05	0.00	0.00	57,730,000.00	2,000,000.00	0.00	2,697,607,651.63
447	CUSTOMARY COURT OF APPEAL-ABUJA	45,883,759,844.83	809,263,640.00	596,989,901.60	4,554,707,877.00	700,761,180.00	3,710,355,001.28	0.00	0.00	531,434,283.29	0.00	0.00	56,787,271,728.00
448	NATIONAL INDUSTRIAL COURT	20,978,662,164.03	2,100,727,361.91	1,384,193,390.66	5,391,949,321.21	902,045,821.72	4,798,156,904.47	0.00	0.00	430,785,723.26	0.00	0.00	35,986,520,687.26
449	NATIONAL JUDICIAL INSTITUTE-ABUJA	18,527,579,000.00	49,856,000.00	784,285,000.00	1,127,091,000.00	955,866,000.00	2,770,191,000.00	0.00	0.00	0.00	3,592,015,000.00	0.00	27,806,883,000.00
450	JUDICIARY SERVICE COMMITTEE-FCT ABUJA	5,534,909,524.47	0.00	125,676,604.58	1,115,000,000.00	166,478,000.00	348,520,301.40	0.00	0.00	14,946,050.62	0.00	0.00	7,305,530,481.07
451	FEDERAL JUDICIARY SERVICE COMMISSION-ABUJA	10,651,324,432.71	261,333,734.96	193,319,567.00	2,023,920,970.24	597,718,598.07	1,772,420,280.08	0.00	0.00	0.00	8,363,831,195.91	0.00	23,863,868,778.97



NOTE 34A													
PROPERTY, PLANT AND EQUIPMENT (PPE) <i>Contd.</i>													
S/N	MDA	LAND & BUILDING - GENERAL	INFRASTRUCTURE - GENERAL	PLANT & MACHINERY - GENERAL	TRANSPORTATION EQUIPMENT - GENERAL	OFFICE EQUIPMENT - GENERAL	FURNITURE & FITTINGS - GENERAL	SERVICE CONCESSION ASSETS (PPP)-GENERAL	LEASED ASSETS-FINANCE LEASE	SPECIALISED ASSETS-GENERAL	ASSETS-UNDER-CONSTRUCTION	RECURRENT EXPENDITURE IN CAPITAL BUDGET	TOTALS
		320101	320102	320103	320104	320105	320106	320107	320108	320109	320110	3204	
		N	N	N	N	N	N	N	N	N	N	N	N
452	"FEDERAL MINISTRY OF JUSTICE -HQTRS"	93,359,312.10	446,047.00	238,238,323.18	251,420,583.81	178,515,742.47	8,939,764.00	0.00	0.00	34,361,776.29	239,214,610.98	428,074,050.00	1,472,570,209.83
453	"NIGERIAN LAW REFORM COMMISSION"	0.00	0.00	0.00	0.00	45,731,461.35	13,221,625.00	0.00	0.00	9,984,480.00	0.00	0.00	68,937,566.35
454	LEGAL AID COUNCIL	674,464,652.62	0.00	10,362,733.22	1,800,000.00	24,451,860.50	17,305,224.99	0.00	0.00	12,104,060.00	0.00	0.00	740,488,531.33
455	COUNCIL OF LEGAL EDUCATION	1,204,372,423.64	201,462,158.33	320,724,290.98	279,912,832.78	8,249,614.30	59,778,391.93	0.00	0.00	6,558,075.63	265,407,904.00	0.00	2,346,465,691.59
456	"NIGERIA INSTITUTE OF ADVANCED LEGAL STUDIES"	4,516,830,378.35	4,970,143.00	34,880,440.00	3,581,815.37	174,825.00	15,222,675.00	0.00	0.00	21,584,170.00	38,142,124.06	0.00	4,635,386,570.78
457	"NATIONAL HUMAN RIGHTS COMMISSION"	1,042,417,096.48	0.00	76,224,640.83	326,653,503.47	66,042,059.21	130,066,415.77	0.00	0.00	0.00	1,238,746,068.63	1,109,788,662.18	3,989,938,446.57
458	"REGIONAL CENTRE FOR INT'L COMMERCIAL ARBITRATION"	17,944,688.58	13,061,600.00	11,000,000.00	39,968,108.00	14,000,000.00	8,182,000.00	0.00	0.00	4,161,224.00	35,000,000.00	40,000,000.00	183,317,620.58
459	"NATIONAL DRUG LAW ENFORCEMENT AGENCY"	0.00	37,507,159.56	252,000.00	302,258,300.19	0.00	0.00	0.00	0.00	0.00	3,000,000.00	18,433,900.00	361,451,359.75
460	NIGERIAN COPYRIGHT COMMISSION	7,000,000.00	18,685,641.50	4,342,000.00	0.00	31,222,111.00	19,447,100.00	0.00	0.00	679,851.00	0.00	0.00	81,376,703.50
461	"NATIONAL AGENCY FOR THE PROHIBITION OF TRAFFIC IN PERSONS"	835,633,546.70	13,836,250.00	371,400.00	64,959,999.97	652,600.00	6,321,975.00	0.00	0.00	10,587,500.00	24,979,088.87	1,323,068,354.51	2,280,410,715.05
462	"INDEPENDENT CORRUPT PRACTICES AND RELATED OFFENCES COMMISSION"	0.00	975,477,844.11	88,397,184.84	626,875,825.04	89,217,653.21	167,432,769.60	0.00	0.00	1,268,118.00	222,771,499.45	70,546,184.71	2,241,987,078.96
463	CODE OF CONDUCT BUREAU	0.00	616,722,878.17	423,000,000.00	0.00	46,789,040.00	69,553,321.19	0.00	0.00	181,000,152.30	0.00	0.00	1,337,065,391.66
REGIONAL SECTOR													
464	"FEDERAL CAPITAL TERRITORY ADMINISTRATION"	9,858,030,755.57	49,721,357,905.87	26,000,000.00	102,300,000.00	0.00	0.00	0.00	0.00	0.00	8,117,233,675.91	0.00	67,824,922,337.35
465	"FEDERAL MINISTRY OF NIGER DELTA HQTRS"	4,347,528,406.09	90,416,187,935.87	1,532,792,572.86	6,843,582,716.00	78,925,171.76	6,447,375.00	0.00	0.00	147,712,836.46	1,471,341,725.33	1,083,791,845.15	105,928,310,584.52
466	"NIGER DELTA DEVELOPMENT COMMISSION"	0.00	0.00	0.00	0.00	0.00	0.00	0.00	0.00	0.00	41,049,999,999.30	0.00	41,049,999,999.30
SOCIAL SECTOR													
467	"FEDERAL MINISTRY OF YOUTH & SPORTS DEVELOPMENT - HQTRS"	3,655,032,023.69	1,132,514,528.87	678,995,367.38	60,680,000.00	37,243,221.59	168,748,946.25	0.00	0.00	62,604,102.80	2,315,490,599.39	275,248,301.98	8,386,557,091.95
468	"CITIZENSHIP AND LEADERSHIP TRAINING CENTRE"	979,519,475.23	145,820,659.78	60,307,289.62	210,036,177.94	51,509,609.27	257,562,456.69	0.00	0.00	418,217,341.61	187,836.50	0.00	2,123,160,846.64
469	"NATIONAL YOUTH SERVICE CORPS (NYSC)"	93,906,500.00	272,250,540.88	687,613,356.38	785,170,291.00	0.00	111,133,385.90	0.00	0.00	0.00	0.00	0.00	1,950,074,074.16
470	NIGERIA FOOTBALL FEDERATION	70,052,874.00	63,183,861.50	33,773,301.73	137,802,499.99	32,195,258.99	26,787,750.00	0.00	0.00	17,958,357.99	8,030,805.00	0.00	389,784,709.20
471	NIGERIA INSTITUTE FOR SPORTS (NIS)	366,331,505.88	24,076,588.99	17,950,863.59	105,422,780.00	54,848,758.50	49,878,452.76	276,544,103.51	0.00	9,995,550.00	22,114,582.98	0.00	927,163,186.21
472	"FEDERAL MINISTRY OF WOMEN AFFAIRS - HQTRS"	1,370,480,483.16	615,794,683.61	163,322,586.86	1,546,032,910.85	567,439,399.32	122,622,016.98	0.00	0.00	0.00	321,701,647.08	21,676,555.00	4,729,070,282.86
473	"NATIONAL CENTRE FOR WOMEN DEVELOPMENT"	2,600,342,042.82	1,467,000.00	253,550,653.02	54,817,167.09	593,600.00	572,500.00	0.00	0.00	2,588,827.50	286,209,591.40	0.00	3,200,141,381.83
474	FEDERAL MINISTRY OF EDUCATION - HQTRS	579,310,144.73	2,707,885,590.06	86,747,870.65	261,773,957.16	109,721,087.19	137,610,774.00	0.00	0.00	1,579,699.00	507,117,690.86	4,818,092,953.66	9,209,839,767.31
475	"UNIVERSAL BASIC EDUCATION (UBE) COMMISSION"	23,501,623,084.55	0.00	30,574,145.92	243,344,670.21	353,343,662.11	1,595,416,297.35	0.00	0.00	0.00	4,062,538,940.73	3,221,560,327.81	33,008,401,128.68
476	"WEST AFRICAN EXAMINATION COUNCIL (INTERNATIONAL)"	39,587,744.27	6,047,397.50	0.00	30,708,192.00	0.00	67,356,709.39	0.00	0.00	0.00	20,230,734.00	0.00	163,930,777.16
477	JOINT ADMISSIONS MATRICULATION BOARD	56,588,082.28	0.00	0.00	0.00	0.00	0.00	0.00	0.00	0.00	0.00	0.00	56,588,082.28
478	"WEST AFRICAN EXAMINATION COUNCIL (LOCAL)"	337,865,602.89	379,068,535.03	5,537,172.41	31,546,515.00	513,636,594.81	0.00	0.00	0.00	0.00	12,917,153.48	0.00	1,280,571,573.62
479	"NATIONAL INSTITUTE FOR EDUCATION PLANNING & ADMINISTRATION"	0.00	17,822,288.52	490,000.00	0.00	0.00	11,491,425.00	0.00	0.00	0.00	61,317,132.00	0.00	91,120,845.52
480	NATIONAL LIBRARY OF NIGERIA	2,332,575,308.09	270,724,664.92	563,774,029.50	27,000,000.00	91,716,687.63	77,931,468.90	0.00	0.00	206,804,039.96	216,868,670.88	0.00	3,787,394,869.88
481	NATIONAL EXAMINATIONS COUNCIL	4,422,654,532.21	979,873,949.85	55,493,772.00	468,737,638.13	2,194,440,359.48	172,509,547.05	0.00	0.00	0.00	1,195,479,730.85	0.00	9,489,189,529.57
482	MASS LITERACY COUNCIL	360,573,731.02	49,306,308.36	517,817,367.50	370,713,962.32	102,689,398.20	324,708,914.33	0.00	0.00	0.00	221,522,886.05	0.00	1,947,332,567.78



NOTE 34A													
PROPERTY, PLANT AND EQUIPMENT (PPE) <i>Contd.</i>													
S/N	MDA	LAND & BUILDING - GENERAL	INFRASTRUCTURE - GENERAL	PLANT & MACHINERY - GENERAL	TRANSPORTATION EQUIPMENT - GENERAL	OFFICE EQUIPMENT - GENERAL	FURNITURE & FITTINGS - GENERAL	SERVICE CONCESSION ASSETS (PPP)-GENERAL	LEASED ASSETS-FINANCE LEASE	SPECIALISED ASSETS-GENERAL	ASSETS-UNDER-CONSTRUCTION	RECURRENT EXPENDITURE IN CAPITAL BUDGET	TOTALS
		320101	320102	320103	320104	320105	320106	320107	320108	320109	320110	3204	
		N	N	N	N	N	N	N	N	N	N	N	N
483	NOMADIC EDUCATION COMMISSION	1,101,745,724.55	8,077,557.49	91,790,050.00	213,539,039.61	67,039,315.28	60,867,942.71	0.00	0.00	0.00	232,466,575.08	0.00	1,775,526,204.72
484	"NATIONAL EDUCATION RESEARCH & DEVELOPMENT COUNCIL"	784,578.20	0.00	17,972,250.00	73,640,000.00	0.00	3,398,020.00	0.00	0.00	1,538,900.00	253,557,369.30	0.00	350,891,117.50
485	"NATIONAL BUSINESS AND TECHNICAL EDUCATION BOARD"	1,047,611,963.29	6,992,445.00	891,290.00	128,621,806.30	58,739,065.21	12,426,962.00	0.00	0.00	0.00	0.00	0.00	1,255,283,531.80
486	"TEACHERS REGISTRATION COUNCIL OF NIGERIA"	440,140,156.89	63,272,747.20	53,582,999.25	268,325,140.49	358,589,032.42	376,010,267.90	0.00	0.00	0.00	45,734,058.74	0.00	1,605,654,402.89
487	"COMPUTER REGISTRATION COUNCIL OF NIGERIA"	308,274,246.50	1,292,065.41	80,711.89	44,363,673.50	989,100.00	4,818,652.50	0.00	0.00	0.00	38,325,441.00	51,020,800.00	449,164,690.80
488	"NATIONAL COMMISSION FOR COLLEGE EDUCATION SECRETARIAT"	81,794,357.09	93,834,000.00	41,018,120.00	767,171,204.92	11,989,274.06	530,977,668.16	0.00	0.00	0.00	52,633,418.15	22,016,107.00	1,601,434,149.38
489	NATIONAL TEACHERS INSTITUTE	358,687,431.24	0.00	79,500.00	292,934,074.92	890,000.00	0.00	0.00	0.00	0.00	620,765,113.88	0.00	1,273,356,120.04
490	FEDERAL POLYTECHNIC ADO-EKITI	4,650,456,661.06	2,125,943,100.23	79,063,942.00	850,880,394.39	22,733,332.46	546,800,119.21	0.00	0.00	132,113,238.99	142,340,634.72	97,219,608.75	8,647,551,031.81
491	FEDERAL POLYTECHNIC BAUCHI	306,073,891.16	9,599,900.00	110,153,959.59	0.00	13,040,534.23	121,245,809.59	0.00	0.00	59,219,874.54	431,539,435.47	0.00	1,050,873,404.58
492	FEDERAL POLYTECHNIC BIDA	3,367,700,711.77	636,821,335.93	1,173,632,939.59	168,279,353.05	313,102,404.39	896,504,542.26	0.00	0.00	1,284,500,483.00	223,412,876.82	0.00	8,063,954,646.81
493	FEDERAL POLYTECHNIC IDAH	2,053,365,410.47	545,383,911.28	358,061,875.36	379,204,260.66	101,395,051.95	650,201,981.81	0.00	0.00	320,303,587.13	64,379,272.02	0.00	4,472,295,350.68
494	FEDERAL POLYTECHNIC KAURA-NAMODA	523,017,937.19	0.00	40,049,432.15	6,928,366.17	38,492,737.50	151,916,041.35	0.00	0.00	20,543,455.00	541,117,132.81	0.00	1,322,065,102.17
495	FEDERAL POLYTECHNIC MUBI	124,693,959.61	619,366,043.28	18,367,300.00	71,566,150.00	142,989,419.81	159,705,238.07	0.00	0.00	147,850,636.37	576,752,281.21	0.00	1,861,291,028.35
496	FEDERAL POLYTECHNIC NASARAWA	3,053,779,533.18	2,242,006,781.02	20,462,794.29	845,166,880.85	140,188,111.15	384,997,307.71	0.00	0.00	467,690,470.74	2,013,107,055.13	0.00	9,167,398,934.07
497	"AKANU IBIAM FEDERAL POLYTECHNIC, UNWANA - AFIKPO"	3,557,696,701.68	4,160,316,643.47	336,466,231.92	336,288,297.50	156,676,420.37	753,404,634.77	0.00	0.00	110,506,388.00	3,024,361,727.64	45,001,711.40	12,480,718,756.75
498	FEDERAL POLYTECHNIC KADUNA	1,467,658,723.29	28,986,595.03	48,095,054.11	145,632,004.10	214,052,825.80	651,685,801.81	0.00	0.00	58,481,711.39	375,296,151.86	42,274,431.00	3,032,163,298.39
499	FEDERAL POLYTECHNIC OFFA	2,570,895,284.07	682,628,308.24	414,793,331.42	468,820,791.62	90,742,227.78	1,078,760,921.98	0.00	0.00	98,397,337.97	410,659,402.84	0.00	5,815,697,605.92
500	FEDERAL POLYTECHNIC EDE	197,849,624.05	43,044,772.22	28,600,000.00	150,892,101.00	46,614,983.73	69,715,791.45	0.00	0.00	0.00	205,150,397.58	0.00	741,867,670.03
501	FEDERAL POLYTECHNIC AUCHI	7,857,458,348.00	254,601,864.34	283,764,454.00	67,966,625.00	63,398,944.74	383,232,962.02	0.00	0.00	25,597,297.75	1,134,367,202.35	0.00	10,070,387,698.20
502	FEDERAL POLYTECHNIC NEKEDE	1,077,064,584.30	346,746,588.78	235,570,859.06	28.00	69,282,527.85	297,046,120.35	0.00	0.00	40,784,551.25	1,007,185,574.20	0.00	3,073,680,833.79
503	FEDERAL POLYTECHNIC OKO	1,716,733,394.00	321,179,680.54	590,491,693.00	411,384,934.86	2,359,222,863.01	1,032,754,133.70	0.00	0.00	1,074,244,330.50	2,157,521,263.39	0.00	9,663,532,293.00
504	FEDERAL POLYTECHNIC DAMATURU	13,667,337,780.06	110,769,423.20	143,586,018.00	264,836,005.00	142,570,754.13	985,262,413.73	0.00	0.00	139,860,595.79	95,095,304.18	0.00	15,549,318,294.09
505	FEDERAL POLYTECHNIC HUSSAINI ADAMU	468,408,350.12	97,942,184.57	46,131,276.26	0.00	128,935,289.22	104,562,818.44	0.00	0.00	116,926,717.73	254,199,131.58	0.00	1,217,105,767.92
506	FEDERAL POLYTECHNIC GWANDU	464,246,369.72	115,734,566.17	16,730,509.95	65,190,908.96	2,372,150.00	41,893,411.98	0.00	0.00	2,989,300.00	2,700,000.00	0.00	711,857,216.78
507	FEDERAL POLYTECHNIC ILARO	2,378,139,215.80	564,359,641.69	311,817,260.48	262,894,285.84	284,913,515.45	553,223,188.71	0.00	0.00	417,300,271.27	487,819,866.45	0.00	5,260,467,245.69
508	YABA COLLEGE OF TECHNOLOGY	46,706,794.18	108,007,981.74	21,313,400.50	46,385,820.00	205,440,014.25	263,205,039.57	0.00	0.00	16,065,094.23	341,109,332.43	0.00	1,048,233,476.90
509	FEDERAL POLYTECHNIC BALI	2,073,472,090.36	29,084,135.68	360,783,347.31	273,639,359.70	1,447,319,448.05	589,587,546.89	0.00	0.00	0.00	1,419,479,198.90	0.00	6,193,365,126.89
510	FEDERAL POLYTECHNIC EKOWE	4,853,000,000.00	112,163,849.65	155,792,550.00	91,973,652.48	4,404,754.54	4,000,000.00	0.00	0.00	8,518,166.44	73,620,717.01	0.00	5,303,473,690.12
511	FEDERAL POLYTECHNIC BONNY	826,348,708.23	26,950,260.57	0.00	19,190,475.00	9,128,410.31	38,923,475.84	0.00	0.00	0.00	0.00	0.00	920,541,329.95
512	FEDERAL POLYTECHNIC UKANA	1,220,168,346.28	359,659,916.38	20,733,700.00	15,200,000.00	0.00	16,395,617.07	0.00	0.00	270,082,852.81	276,110,697.91	0.00	2,178,351,130.45
513	"NATIONAL INSTITUTE FOR CONSTRUCTION TECHNOLOGY UROMI, EDO STATE"	335,638,033.43	110,517,342.47	50,529,282.61	70,864,026.60	45,351,787.00	43,235,824.27	0.00	0.00	10,049,902.28	126,604,862.41	0.00	792,791,061.07
514	"FEDERAL POLYTECHNIC, ILE-OLUJII, ONDO STATE"	1,395,141,196.80	474,009,866.32	80,572,295.23	280,700,648.73	105,330,721.20	139,559,480.77	0.00	0.00	193,309,650.13	1,555,034,414.59	0.00	4,223,658,273.77
515	FEDERAL COLLEGE OF EDUCATION ABEOKUTA	172,240,808.33	0.00	215,114,155.29	437,989,175.60	825,509,790.47	1,099,880,516.16	0.00	0.00	272,204,296.67	297,502,130.12	73,000,002.71	3,393,440,875.35
516	FEDERAL COLLEGE OF EDUCATION AKOKA	14,992,272.29	330,657,880.58	101,537,645.00	107,037,468.00	233,501,839.00	626,406,110.62	0.00	0.00	147,904,133.00	1,239,449,830.62	2,093,456,886.57	4,894,944,065.68



NOTE 34A													
PROPERTY, PLANT AND EQUIPMENT (PPE) <i>Contd.</i>													
S/N	MDA	LAND & BUILDING - GENERAL	INFRASTRUCTURE - GENERAL	PLANT & MACHINERY - GENERAL	TRANSPORTATION EQUIPMENT - GENERAL	OFFICE EQUIPMENT - GENERAL	FURNITURE & FITTINGS - GENERAL	SERVICE CONCESSION ASSETS (PPP)-GENERAL	LEASED ASSETS-FINANCE LEASE	SPECIALISED ASSETS-GENERAL	ASSETS-UNDER-CONSTRUCTION	RECURRENT EXPENDITURE IN CAPITAL BUDGET	TOTALS
		320101	320102	320103	320104	320105	320106	320107	320108	320109	320110	3204	
		N	N	N	N	N	N	N	N	N	N	N	N
517	FEDERAL COLLEGE OF EDUCATION ASABA	152,486,922.16	0.00	0.00	0.00	15,644,020.50	132,854,462.54	0.00	0.00	0.00	119,292,152.23	1,410,558,921.96	1,830,836,479.39
518	FEDERAL COLLEGE OF EDUCATION BICHI	140,479,861.99	80,891,199.80	59,868,621.20	99,150,295.62	24,066,457.41	241,233,878.48	0.00	0.00	6,002,160.00	2,712,997,734.87	32,482,800.14	3,397,173,009.51
519	FEDERAL COLLEGE OF EDUCATION GOMBE	5,833,700,000.00	770,502,995.82	814,225,533.46	423,761,400.00	1,002,000,215.03	2,112,906,126.46	0.00	0.00	182,149,931.25	2,238,339,652.52	198,934,700.29	13,576,520,554.83
520	FEDERAL COLLEGE OF EDUCATION GUSAU	376,526,796.33	54,567,904.50	13,764,762.92	83,035,750.28	26,779,420.00	72,269,434.10	0.00	0.00	68,503,490.21	195,674,756.60	5,806,830,529.98	6,697,952,844.92
521	FEDERAL COLLEGE OF EDUCATION KANO	1,374,948,369.23	124,057,352.89	53,954,493.28	110,501,766.59	25,611,529.80	64,103,319.98	0.00	0.00	41,994,549.89	189,587,577.28	14,868,157.52	1,999,627,116.46
522	FEDERAL COLLEGE OF EDUCATION KATSINA	1,172,485,898.64	5,852,090.54	88,364,162.82	664,387,143.60	295,630,087.62	376,507,923.09	0.00	0.00	0.00	113,412,466.44	202,841,461.13	2,919,481,233.88
523	"FEDERAL COLLEGE OF EDUCATION KOTANGORA"	32,165,833,713.92	19,767,500.00	16,935,162.74	83,921,923.77	2,666,100.00	4,792,340.00	0.00	0.00	0.00	147,339,749.61	215,997,684.42	32,657,254,174.46
524	FEDERAL COLLEGE OF EDUCATION OBUDU	382,356,959.16	5,198,940.00	35,886,244.35	128,380,112.31	95,897,320.14	214,097,413.08	0.00	0.00	0.00	787,108,007.99	40,002,420.13	1,688,927,417.16
525	FEDERAL COLLEGE OF EDUCATION OKENE	8,286,817,478.82	563,174,716.90	800,535,341.93	787,341,768.02	502,726,296.74	2,448,396,027.95	0.00	0.00	9,706,768.75	539,506,774.01	128,337,846.75	14,066,543,019.87
526	FEDERAL COLLEGE OF EDUCATION OMUKU	157,825,754.22	6,190,925.00	279,926,288.40	267,657,899.04	176,046,988.24	708,025,166.86	0.00	0.00	411,017,064.86	496,539,723.58	5,345,431,093.49	7,848,660,903.69
527	FEDERAL COLLEGE OF EDUCATION ONDO	5,220,049,541.66	99,079,326.63	285,399,066.68	271,275,051.67	283,135,626.57	641,923,031.21	0.00	0.00	457,429,822.16	1,132,106,927.80	2,543,450,035.63	10,933,848,430.01
528	FEDERAL COLLEGE OF EDUCATION OYO	2,696,766,650.82	295,081,271.59	58,500,142.79	56,946,877.94	101,724,220.09	489,600,712.96	0.00	0.00	61,890,531.50	1,008,764,005.17	0.00	4,769,274,412.86
529	FEDERAL COLLEGE OF EDUCATION PANKSHIN	1,392,796,117.97	91,247,709.47	18,316,744.70	234,722,597.96	53,499,939.01	131,675,676.87	0.00	0.00	0.00	115,117,777.38	0.00	2,037,376,563.36
530	FEDERAL COLLEGE OF EDUCATION POTISKUM	2,755,943,232.07	101,060,824.98	105,342,259.25	59,478,370.00	97,804,926.00	193,868,058.56	0.00	0.00	19,752,108.22	788,648,861.25	46,868,544.66	4,168,767,184.99
531	FEDERAL COLLEGE OF EDUCATION UMUNZE	2,345,437,260.00	332,218,924.91	188,483,191.00	559,639,014.00	273,380,486.00	742,898,823.70	0.00	0.00	9,939,384.00	224,365,418.04	0.00	4,676,362,501.65
532	FEDERAL COLLEGE OF EDUCATION YOLA	1,840,394,229.09	0.00	252,999,999.97	210,000,000.00	0.00	1,103,912.00	0.00	0.00	21,516,684.17	206,310,101.24	0.00	2,532,324,926.47
533	FEDERAL COLLEGE OF EDUCATION ZARIA	2,936,221,957.52	15,972,000.00	213,770.00	44,870,164.00	404,655,856.29	694,104,850.00	0.00	0.00	48,289,219.00	168,504,822.95	0.00	4,312,832,639.76
534	"FEDERAL COLLEGE OF EDUCATION EHA- AMUFU"	394,951,565.56	7,693,818.00	42,650,094.00	96,640,354.00	281,905,164.00	687,028,831.96	379,870,787.00	0.00	0.00	1,263,324,001.79	0.00	3,154,064,616.31
535	"ALVAN IKOKU COLLEGE OF EDUCATION, OWERRI"	2,251,151,981.03	80,205,310.83	65,701,715.85	60,237,334.75	106,418,294.54	51,098,885.30	0.00	0.00	159,941,298.60	92,447,988.69	0.00	2,867,202,809.59
536	"NATIONAL UNIVERSITIES COMMISSION SECRETARIAT"	2,149,565,541.94	5,766,300.88	148,443,454.06	247,012,822.90	45,007,451.47	9,663,022.95	0.00	0.00	0.00	32,973,420.00	1,602,448,024.01	4,240,880,038.21
537	UNIVERSITY OF IBADAN	25,242,355,778.53	219,702,620.52	55,568,551.07	400,525,152.78	190,109,040.73	114,969,959.46	0.00	0.00	41,029,827.24	120,232,640.09	2,623,976,198.18	29,008,469,768.60
538	UNIVERSITY OF LAGOS	66,023,203,309.88	292,442,433.21	13,631,614.12	586,585,987.87	2,147,137,636.36	1,296,449,484.82	0.00	0.00	53,867,618.51	9,152,070,364.18	24,316,542.59	79,589,704,991.54
539	UNIVERSITY OF NIGERIA, NNSUKA	3,559,894,406.34	1,555,035,963.80	33,588,709.45	155,368,900.00	49,719,883.02	118,400,965.97	0.00	0.00	191,934,972.34	1,309,003,383.35	0.00	6,972,947,184.27
540	AHMADU BELLO UNIVERSITY, ZARIA	2,381,534,121.61	2,798,399,307.62	617,308,983.00	625,522,578.92	46,614,690.23	692,830,506.35	0.00	0.00	0.00	61,060,927.34	0.00	7,223,271,115.07
541	OBAFEMI AWOLOWO UNIVERSITY	1,755,589,019.95	200,853,789.64	112,645,550.74	108,983,586.70	40,236,095.29	14,083,229.81	0.00	0.00	150,000.00	147,442,938.86	6,980,945.00	2,386,965,155.99
542	UNIVERSITY OF BENIN	7,199,262,181.88	85,725,347.68	19,848,594.65	0.00	85,532,984.00	99,431,708.25	0.00	0.00	54,321,648.77	696,888,048.21	0.00	8,241,010,513.44
543	UNIVERSITY OF JOS	5,524,758,388.73	414,798,581.00	272,244,605.37	412,548,067.84	206,221,569.17	529,612,638.89	0.00	0.00	345,876,119.83	1,158,875,607.84	18,327,025.13	8,883,262,603.80
544	UNIVERSITY OF CALABAR	1,196,133,142.02	543,977,354.25	98,196,855.00	77,080,000.00	27,457,184.34	348,121,971.40	0.00	0.00	812,318,152.49	1,725,704,767.30	0.00	4,828,989,426.80
545	UNIVERSITY OF ILORIN	18,347,749,922.24	736,912,770.31	377,287,150.66	1,576,060,905.95	409,275,128.95	874,410,955.69	0.00	17,126,550.52	6,740,121,930.14	14,088,660,537.29	0.00	43,167,605,851.75
546	UNIVERSITY OF ABUJA	12,117,707,937.36	211,184,653.64	764,642,895.32	972,765,305.81	248,292,190.00	1,537,655,841.20	0.00	0.00	101,679,680.10	6,508,602,412.03	0.00	22,462,530,915.46
547	UNIVERSITY OF PORT HARCOURT	13,102,583,312.74	678,739,124.62	56,735,107.95	638,708,874.00	1,891,328,650.49	2,292,904,132.99	0.00	0.00	0.00	13,541,846,342.63	0.00	32,202,845,545.42
548	"ABUBAKAR TAFAWA BALEWA UNIVERSITY, BAUCHI"	957,863,438.60	301,194,848.67	0.00	35,150,000.00	31,099,022.20	84,493,247.25	0.00	0.00	54,211,864.43	281,547,821.16	0.00	1,745,560,242.31
549	UNIVERSITY OF TECHNOLOGY, OWERRI	15,959,015,254.80	318,796,170.21	158,127,370.39	789,157,200.16	67,445,342.74	287,239,924.45	0.00	0.00	50,646,392.82	1,098,054,818.20	369,485,270.04	19,097,967,743.81
550	FEDERAL UNIVERSITY OF TECHNOLOGY, AKURE	2,299,201,989.16	187,040,562.01	138,436,700.39	340,429,836.28	12,033,146.16	36,319,265.73	0.00	0.00	6,186,917.60	78,400,939.50	60,894,700.39	3,158,944,057.22
551	"FEDERAL UNIVERSITY OF TECHNOLOGY, MINNA"	1,007,337,855.20	49,916,000.00	0.00	78,504,311.32	0.00	0.00	0.00	0.00	0.00	80,136,173.02	3,150,000.00	1,219,044,339.54



NOTE 34A													
PROPERTY, PLANT AND EQUIPMENT (PPE) <i>Contd.</i>													
S/N	MDA	LAND & BUILDING - GENERAL	INFRASTRUCTURE - GENERAL	PLANT & MACHINERY - GENERAL	TRANSPORTATION EQUIPMENT - GENERAL	OFFICE EQUIPMENT - GENERAL	FURNITURE & FITTINGS - GENERAL	SERVICE CONCESSION ASSETS (PPP)-GENERAL	LEASED ASSETS-FINANCE LEASE	SPECIALISED ASSETS-GENERAL	ASSETS-UNDER-CONSTRUCTION	RECURRENT EXPENDITURE IN CAPITAL BUDGET	TOTALS
		320101	320102	320103	320104	320105	320106	320107	320108	320109	320110	3204	
		N	N	N	N	N	N	N	N	N	N	N	N
552	FEDERAL UNIVERSITY OF TECHNOLOGY, YOLA	1,407,478,795.10	363,795,652.36	545,196,573.19	441,756,078.45	681,728,414.21	1,275,000,068.69	0.00	0.00	2,729,446,269.06	120,157,221.78	0.00	7,564,559,072.84
553	UNIVERSITY OF UYO	805,446,942.00	81,828,011.71	100,500.00	150,920,000.00	12,013,340.00	242,689,567.00	0.00	0.00	30,094,252.00	375,689,760.70	54,732,141,845.00	56,430,924,218.41
554	UNIVERSITY OF MAIDUGURI	1,874,512,652.77	1,415,029,879.09	93,717,523.50	71,931,290.84	172,284,758.54	152,650,393.05	0.00	0.00	44,607,509.03	477,066,994.34	78,899.51	4,301,879,900.67
555	NNAMDI AZIKIWE UNIVERSITY, AWKA	403,119,042.30	48,034,261.99	74,395,088.23	246,240,209.99	65,105,622.11	223,750,033.27	0.00	0.00	177,495,971.10	2,825,396,574.56	788,328,125.68	4,851,864,929.23
556	BAYERO UNIVERSITY, KANO	39,040,933,911.32	716,197,687.56	363,535,860.43	298,264,884.00	144,372,562.68	804,946,815.83	0.00	0.00	656,083,477.47	1,776,038,158.88	0.00	43,800,373,358.17
557	USMAN DAN FODIO UNIVERSITY, SOKOTO	443,945,675.13	43,439,653.08	0.00	271,445,432.51	3,458,399.51	37,567,521.73	0.00	0.00	262,472,005.87	1,101,712,587.14	0.00	2,164,041,274.97
558	NATIONAL MATHEMATICAL CENTRE, SHEDA	843,714,261.28	312,210,679.48	268,915,192.54	209,496,218.33	192,353,462.94	224,411,723.55	0.00	0.00	84,789,763.76	453,611,892.84	25,494,594.99	2,614,997,789.71
559	"FRENCH LANGUAGE VILLAGE BADAGARY, LAGOS"	66,222,938.72	30,720,836.91	32,885,814.45	78,207,517.00	2,898,840.00	1,413,310.00	0.00	0.00	479,820.00	115,976,986.34	639,597,045.35	968,403,108.77
560	ARABIC LANGUAGE VILLAGE BORNO	165,612,494.74	16,158,000.00	21,000,000.00	60,500,000.00	0.00	23,860,263.20	0.00	0.00	0.00	196,901,608.82	0.00	484,032,366.76
561	"NATIONAL INSTITUTE FOR NIGERIAN LANGUAGES"	67,181,778.26	15,043,091.00	0.00	0.00	0.00	2,001,003.42	0.00	0.00	0.00	100,790,658.82	100,250,000.00	285,266,531.50
562	FEDERAL UNIVERSITY OYE-EKITI	1,395,486,502.19	1,834,794,998.61	47,449,119.18	152,748,046.15	207,581,336.21	526,429,858.69	0.00	0.00	472,441,166.20	91,041,649.72	0.00	4,727,972,676.95
563	FEDERAL UNIVERSITY OTUOKE	2,137,830,691.90	49,106,384.37	8,927,164.52	420,269,569.50	54,746,491.41	403,936,702.76	0.00	0.00	53,465,898.46	760,889,693.86	8,473,872.95	3,897,646,469.73
564	FEDERAL UNIVERSITY DUTSE	1,385,395,356.36	254,671,434.20	82,592,976.59	229,926,823.20	913,646,767.63	308,477,360.42	0.00	0.00	0.00	1,456,646,082.99	0.00	4,631,356,801.39
565	"ALEX EKWUEME FEDERAL UNIVERSITY NDUFU ALIKE IKWO"	3,280,673,586.12	947,159,244.87	57,756,656.13	277,730,644.52	122,920,236.07	251,453,641.08	15,000.00	0.00	419,321,670.93	114,641,587.05	0.00	5,471,672,266.77
566	FEDERAL UNIVERSITY LAFIA	150,976,549.75	911,599,792.59	33,612,600.00	294,709,000.00	0.00	22,585,710.00	0.00	0.00	0.00	0.00	0.00	1,413,483,652.34
567	FEDERAL UNIVERSITY DUTSIN-MA	1,276,095,423.13	346,811,097.83	360,527,694.95	488,727,688.00	120,576,324.77	2,713,886,758.91	0.00	0.00	999,050,437.35	811,929,937.91	0.00	7,117,605,362.85
568	FEDERAL UNIVERSITY KASHERE	877,437,946.75	304,798,608.82	369,582,534.64	408,895,434.37	69,444,475.49	363,975,995.00	0.00	0.00	27,459,731.33	1,383,399,686.12	0.00	3,804,994,412.52
569	FEDERAL UNIVERSITY LOKOJA	4,207,125,609.31	483,855,948.56	114,856,576.52	209,747,028.05	115,726,536.42	195,297,744.98	0.00	0.00	5,361,500.00	691,123,661.85	0.00	6,023,094,605.69
570	FEDERAL UNIVERSITY WUKARI	1,099,411,811.32	80,324,291.11	103,478,767.35	308,434,416.66	25,146,622.98	505,643,217.00	0.00	0.00	186,775,596.68	5,805,490,745.81	33,928,005.21	8,148,633,474.12
571	FEDERAL UNIVERSITY OF BERNIN KEBBI	1,895,369,945.82	196,432,846.25	6,967,805.18	28,514,187.69	0.00	54,484,297.45	0.00	0.00	167,472,261.16	1,484,251,496.00	0.00	3,833,492,839.55
572	FEDERAL UNIVERSITY OF GASHUA	654,200,873.27	1,256,906,329.93	134,342,661.81	235,748,300.00	47,247,537.50	64,975,286.40	0.00	0.00	74,479,983.22	260,750,028.31	0.00	2,728,651,000.44
573	FEDERAL UNIVERSITY OF GUSAU	1,472,746,777.60	975,919,706.37	158,000.00	20,576,760.00	60,884,240.48	87,009,721.75	0.00	0.00	109,990,437.92	0.00	0.00	2,727,285,644.12
574	NIGERIA MARITIME UNIVERSITY, OKERENKOKO	21,600,000.00	0.00	0.00	301,327,525.80	0.00	74,410,124.15	73,562,000.00	0.00	0.00	0.00	0.00	470,899,649.95
575	"INTERNATIONAL CENTRE FOR BIOTECHNOLOGY, UNIVERSITY OF NIGERIA NSUKKA, ENUGU STATE"	0.00	0.00	172,849.99	6,599,998.77	0.00	0.00	0.00	0.00	0.00	0.00	0.00	6,772,848.76
576	NIGERIAN ARMY UNIVERSITY BIU	622,802,394.97	38,967,714.67	0.00	90,298,239.71	144,417,843.72	50,655,211.51	0.00	0.00	309,786,209.08	0.00	0.00	1,256,927,613.66
577	"DIVISION OF AGRICULTURAL COLLEGE, ABU ZARIA"	4,037,512,297.37	234,114,551.89	43,420,749.67	139,946,474.91	0.00	29,950,254.00	0.00	0.00	0.00	250,922,626.74	0.00	4,735,866,954.58
578	"FEDERAL UNIVERSITY OF PETROLEUM RESOURCES, EFFURUN"	1,080,728,823.65	12,650,008.66	10,703,878.58	55,427,499.20	16,661,560.92	62,981,363.84	0.00	0.00	5,526,536.04	120,790,232.41	0.00	1,365,469,903.30
579	NATIONAL OPEN UNIVERSITY	2,288,219,650.12	1,004,139,475.99	203,116,704.37	38,587,500.00	948,844,751.00	572,376,036.02	0.00	0.00	38,419,816.97	719,553,161.73	0.00	5,813,257,096.20
580	F.S.C. SOKOTO	74,073,568.81	0.00	18,098,842.50	8,241,458.73	0.00	0.00	0.00	0.00	0.00	160,682,740.24	0.00	261,096,610.28
581	FGC AZARE	1,420,000.00	37,640,242.58	85,868,750.00	97,372,093.01	41,555,782.00	45,102,093.63	0.00	0.00	230,000.00	351,157,305.58	0.00	660,346,266.80
582	FGC BUNI-YADI	445,727,977.32	74,145,613.33	19,606,512.21	3,300,000.00	0.00	6,844,000.00	0.00	0.00	0.00	443,192,910.30	0.00	992,817,013.16
583	FGC BIRIN YAURI	171,519,759.98	16,657,657.00	0.00	0.00	20,549,294.95	0.00	0.00	0.00	0.00	303,507,213.80	0.00	512,233,925.73
584	FGC DAURA	1,486,205,716.24	42,975,671.54	38,685,056.06	66,923,337.79	0.00	7,385,000.00	0.00	0.00	0.00	106,314,198.00	0.00	1,748,488,979.63
585	FGC GANYE	184,368,505.54	37,895,494.75	0.00	77,951,011.50	0.00	13,848,786.60	0.00	0.00	0.00	105,745,729.69	0.00	419,809,528.08
586	FGC GARKI	117,810,703.05	44,872,816.50	9,375,650.45	1,470,000.00	14,084,562.31	17,525,559.87	0.00	0.00	0.00	241,493,916.22	0.00	446,633,208.40
587	FGC IJANKIN	14,972,569,030.46	220,015,374.68	60.00	90.00	0.00	5,290,947.71	0.00	0.00	0.00	186,487,954.50	0.00	15,384,363,457.35
588	FGC IKET NISE	1,585,452,167.04	39,742,679.13	27,910,000.00	60,799,342.22	30,170,000.00	19,013,000.00	0.00	0.00	0.00	67,412,654.27	0.00	1,830,499,842.66
589	FGC IKET VANDAKYA	72,712,259.29	42,765,460.29	11,913,000.00	1,000.00	12,005,000.00	1,869,000.00	0.00	0.00	301,594.72	117,609,137.47	0.00	259,176,451.77
590	FGC IKOM	68,128,351.54	70,073,137.71	0.00	0.00	0.00	7,400,000.00	0.00	0.00	0.00	302,047,181.06	0.00	447,648,670.31



NOTE 34A													
PROPERTY, PLANT AND EQUIPMENT (PPE) <i>Contd.</i>													
S/N	MDA	LAND & BUILDING - GENERAL	INFRASTRUCTURE - GENERAL	PLANT & MACHINERY - GENERAL	TRANSPORTATION EQUIPMENT - GENERAL	OFFICE EQUIPMENT - GENERAL	FURNITURE & FITTINGS - GENERAL	SERVICE CONCESSION ASSETS (PPP)- GENERAL	LEASED ASSETS- FINANCE LEASE	SPECIALISED ASSETS- GENERAL	ASSETS-UNDER- CONSTRUCTION	RECCURENT EXPENDITURE IN CAPITAL BUDGET	TOTALS
		320101	320102	320103	320104	320105	320106	320107	320108	320109	320110	3204	
		N	N	N	N	N	N	N	N	N	N	N	N
591	FGC IKOT EKPENE	405,370,420.38	148,142,530.38	0.00	0.00	3,230,000.00	0.00	0.00	0.00	0.00	31,226,742.80	0.00	587,969,693.56
592	FGC IKURIN	49,295,815.13	27,976,489.87	23,442,331.62	35,425,000.00	14,000,000.00	6,554,000.00	0.00	0.00	1,419,926.56	141,474,839.97	0.00	299,588,403.15
593	FGC JOS	159,834,467.51	40,330,195.70	0.00	157,276,969.89	0.00	0.00	0.00	0.00	0.00	8,000,000.00	30,000,000.00	395,441,633.10
594	FGC KADUNA	175,694,091.33	11,282,133.20	0.00	0.00	0.00	34,020,000.00	0.00	0.00	0.00	28,523,183.55	89,107,625.45	338,627,033.53
595	FGC KANO	50,135,821.47	20,407,181.71	43,736,000.00	9,700,000.00	740,000.00	730,000.00	0.00	0.00	0.00	191,066,622.14	92,649,003.66	409,164,628.98
596	FGC KEFFI	41,701,822.01	74,466,644.35	0.00	0.00	13,480,228.13	39,596,899.11	0.00	0.00	0.00	152,710,262.95	0.00	321,955,856.55
597	FGC KIYAWA	91,012,147.87	0.00	0.00	0.00	0.00	16,220,304.90	0.00	0.00	0.00	157,808,848.97	0.00	265,041,301.74
598	FGC KWALI	33,318,209.46	93,993,555.17	13,215,000.00	30,000,000.00	32,473,157.85	800,000.00	0.00	0.00	21,189,250.01	149,892,879.29	0.00	374,882,051.78
599	FGC MAIDUGURI	63,811,125.00	13,040,355.99	6,000,000.00	0.00	0.00	25,645,700.00	0.00	0.00	0.00	242,665,380.60	0.00	351,162,561.59
600	FGC MINJIBIR	371,337,102.34	71,514,855.90	3,040,500.00	9,425,000.00	0.00	0.00	0.00	0.00	0.00	215,358,606.35	0.00	670,676,064.59
601	FGC MINNA	145,728,749.63	8,569,200.01	22,690,000.00	43,721,283.34	18,087,816.68	74,013,227.61	0.00	0.00	0.00	90,957,498.25	0.00	403,767,775.52
602	FGC ODIKOLOGUNA	414,278,413.53	19,527,273.43	9,497,097.55	4,983,000.00	14,363,746.03	4,021,150.00	0.00	0.00	0.00	236,613,846.21	0.00	703,284,526.75
603	FGC ODOGBOLU	90,758,091.39	94,871,762.50	40,318,190.00	14,500,000.00	6,653,024.99	432,000.00	0.00	0.00	11,019,875.18	207,072,915.53	0.00	465,625,859.59
604	FGC OGBOMOSHMO	214,966,141.74	14,662,434.88	0.00	135,635.39	13,750,000.00	1,750,000.00	0.00	0.00	0.00	164,675,993.56	0.00	409,940,205.57
605	FGC OGOJA	272,477,987.74	20,724,375.00	0.00	0.00	0.00	0.00	0.00	0.00	35,755,938.92	67,461,881.72	0.00	396,420,183.38
606	FGC OHAFIA	51,040,349.09	157,937,724.46	985,778.00	3,558,371.47	4,922,295.73	12,792,147.54	0.00	0.00	7,388,377.67	114,308,431.36	0.00	352,933,475.32
607	FGC OKIGWE	301,619,674.92	22,065,628.86	675,400.00	23,000,100.00	10,325,571.44	1,643,000.00	0.00	0.00	2,000.00	47,218,906.90	0.00	406,550,282.12
608	FGC OKPOSI	2,771,466,485.37	19,621,999.95	106,000,000.00	179,150,000.00	0.00	17,595,000.00	0.00	0.00	0.00	209,940,112.71	0.00	3,303,773,598.03
609	FGC ONITSHA	111,657,309.30	23,233,678.29	0.00	25,253,000.00	0.00	0.00	0.00	0.00	0.00	100,843,561.99	0.00	260,987,549.58
610	FGC PORT HARCOURT	134,001,270.29	32,544,344.01	0.00	0.00	0.00	144,000.00	0.00	0.00	0.00	66,001,351.98	0.00	232,690,966.28
611	FGC POTISKUM	798,756,810.25	989,000.00	33,140,000.00	3,500,000.00	0.00	10,615,600.00	0.00	0.00	0.00	191,105,993.63	0.00	1,038,107,403.88
612	FGC RUBBOCHI	170,341,504.55	81,376,927.12	7,000.00	40,880,001.00	9,000.00	227,000.00	0.00	0.00	0.00	157,322,786.82	0.00	450,164,219.49
613	FGC SOKOTO	107,619,840.80	12,966,938.38	0.00	14,999,999.70	0.00	9,300,000.00	0.00	0.00	10,842,799.00	191,650,520.64	0.00	347,380,098.52
614	FGC UGWOLAWO	558,400,803.90	63,128,814.46	13,835,794.47	4,849,462.59	1,825,000.00	4,462,030.00	0.00	0.00	20,193,565.89	39,409,821.34	0.00	706,105,292.65
615	FGC WARRI	2,140,484,564.08	0.00	0.00	11,193,000.00	392,000.00	8,805,974.96	0.00	0.00	1,151,800.00	159,352,953.45	0.00	2,321,380,292.49
616	FGC ZARIA	978,035,891.65	0.00	15,810,000.00	100,325,000.00	3,477,588.75	979,000.00	0.00	0.00	0.00	143,724,447.77	0.00	1,242,351,928.17
617	FGC, BILLIRI	1,630,856,008.51	75,701,108.12	20,900,000.00	50,500,000.00	0.00	34,209,755.65	0.00	0.00	0.00	277,886,007.17	0.00	2,090,052,879.45
618	FGC, IDO-ANI	265,904,401.60	38,237,245.00	24,794,682.80	28,820,000.00	0.00	45,197,000.00	0.00	0.00	0.00	259,900,032.45	0.00	662,853,361.85
619	FGC, IKOLE	63,029,357.56	3,531,071.50	0.00	225,000.00	0.00	3,762,050.00	0.00	0.00	0.00	232,265,111.78	0.00	302,812,590.84
620	FGGC ABAJI	131,842,168.19	103,038,368.91	0.00	0.00	0.00	0.00	0.00	0.00	0.00	34,509,469.65	0.00	269,390,006.75
621	FGGC ABULOMA	88,928,808.62	12,766,341.60	19,803,042.00	0.00	2,500,000.00	0.00	0.00	0.00	5,019,000.00	120,768,002.88	0.00	249,785,195.10
622	FGGC AKURE	119,702,120.05	32,018,047.50	3,000.00	4,985,000.00	0.00	16,106,000.00	0.00	0.00	0.00	139,302,150.40	0.00	312,116,317.95
623	FGGC ANKA	92,678,482.30	48,694,777.12	6,000.00	195,000.00	0.00	2,028,500.00	0.00	0.00	0.00	118,161,371.87	0.00	261,764,131.29
624	FGGC BAJOGA	136,043,159.28	42,567,084.34	357,000.00	17,900,000.00	17,900,000.00	2,285,000.00	0.00	0.00	0.00	301,019,067.63	0.00	518,071,311.25
625	FGGC BAKORI	832,310,784.67	0.00	21,794,885.01	57,155,820.55	1,500,000.00	0.00	0.00	0.00	0.00	149,088,221.73	0.00	1,061,849,711.96
626	FGGC BAUCHI	5,438,305,867.81	0.00	21,050,000.00	58,199,831.18	0.00	48,978,500.00	0.00	0.00	0.00	162,440,984.03	0.00	5,728,975,183.02
627	FGGC BENIN	810,010,376.93	1,934,000.00	31,973,250.00	4,200,000.00	0.00	38,821,835.00	0.00	0.00	0.00	96,514,599.63	0.00	983,454,061.56
628	FGGC BIDA	2,238,615,663.29	141,894,016.82	65,919,251.00	18,478,000.00	0.00	18,341,950.00	0.00	0.00	0.00	75,987,452.01	0.00	2,559,236,333.12
629	FGGC BWARI	11,209,705.60	8,928,041.40	1,580,000.00	610,000.00	0.00	2,460,750.00	0.00	0.00	0.00	302,227,734.66	0.00	327,016,231.66
630	FGGC CALABAR	116,254,558.00	11,704,234.10	0.00	0.00	2,608,593.75	7,900,400.00	0.00	0.00	1,396,934.89	124,833,638.20	0.00	264,698,358.94
631	FGGC EFON ALAYE	34,693,205.28	118,733,207.20	200,000.00	8,685,000.00	689,500.00	0.00	0.00	0.00	0.00	238,217,736.40	0.00	401,218,648.88
632	FGGC EFON IMNRINGI	784,024,175.04	52,303,141.97	2,547,000.00	0.00	0.00	10,703,112.70	0.00	0.00	0.00	145,542,474.47	0.00	995,119,904.18
633	FGGC ENUGU	8,592,257,486.00	51,050,252.47	26,494,399.89	0.00	6,375,288.28	6,177,065.00	0.00	0.00	8,781,054.92	239,353,915.84	0.00	8,930,489,462.40
634	FGGC EZZAMGBO ABAKALIKI	417,132,395.05	52,824,114.01	12,000,000.00	36,500,000.00	3,808,250.00	2,864,000.00	0.00	0.00	0.00	203,775,528.28	0.00	728,904,287.34
635	FGGC GBOKO	124,516,221.12	22,847,414.07	6,532,439.06	0.00	5,374,950.00	4,469,194.55	0.00	0.00	0.00	37,997,282.20	0.00	201,737,501.00
636	FGGC GUSAU	308,482,056.37	24,939,277.00	0.00	68,243,865.00	11,769,257.18	0.00	0.00	0.00	4,962,524.78	123,758,672.79	0.00	542,155,653.12
637	FGGC GWANDU	156,190,924.94	51,686,577.80	0.00	45,900,000.00	0.00	5,995,000.00	0.00	0.00	150,000.00	348,404,658.53	0.00	608,327,161.27
638	FGGC IBILLO	181,192,983.15	0.00	0.00	0.00	0.00	4,432,000.00	0.00	0.00	0.00	198,337,722.73	0.00	383,962,705.88
639	FGGC IBUSA	118,600,222.93	19,763,408.84	849,838.56	59,064,849.91	0.00	7,870,818.92	0.00	0.00	0.00	271,808,881.41	0.00	477,958,020.57
640	FGGC IKOT-OBIO-ITONG	867,543,270.64	51,454,701.39	59,003,921.34	13,030,000.00	69,400.00	0.00	0.00	0.00	0.00	200,812,190.62	0.00	1,191,913,483.99



NOTE 34A													
PROPERTY, PLANT AND EQUIPMENT (PPE) <i>Contd.</i>													
S/N	MDA	LAND & BUILDING - GENERAL	INFRASTRUCTURE - GENERAL	PLANT & MACHINERY - GENERAL	TRANSPORTATION EQUIPMENT - GENERAL	OFFICE EQUIPMENT - GENERAL	FURNITURE & FITTINGS - GENERAL	SERVICE CONCESSION ASSETS (PPP)-GENERAL	LEASED ASSETS-FINANCE LEASE	SPECIALISED ASSETS-GENERAL	ASSETS-UNDER-CONSTRUCTION	RECURRENT EXPENDITURE IN CAPITAL BUDGET	TOTALS
		320101	320102	320103	320104	320105	320106	320107	320108	320109	320110	3204	
		N	N	N	N	N	N	N	N	N	N	N	N
641	FGGC ILORIN	478,786,378.35	26,838,151.90	0.00	0.00	0.00	23,862,816.90	0.00	0.00	0.00	166,180,665.74	0.00	695,668,012.89
642	FGGC IPETUMODU	136,805,386.53	32,783,346.33	0.00	16,468,924.42	6,300,800.00	6,470,000.00	0.00	0.00	0.00	188,120,600.23	0.00	386,949,057.51
643	FGGC JALINGO	1,026,128,090.10	81,472,739.75	7,150,000.00	104,576,037.50	0.00	33,149,282.24	0.00	0.00	0.00	128,444,838.80	0.00	1,380,920,988.39
644	FGGC KABBA	424,453,628.31	196,509,398.75	0.00	3,000,020.00	0.00	5,106,687.64	0.00	0.00	0.00	138,515,671.26	0.00	767,585,405.96
645	FGGC KAZAURE	522,804,848.53	19,527,900.00	29,053,000.00	98,000,000.00	11,074,084.51	0.00	0.00	0.00	10,724,398.76	45,654,588.35	0.00	736,838,820.15
646	FGGC KEANA	66,857,716.32	64,578,417.12	0.00	8,004,712.66	436,800.00	0.00	0.00	0.00	0.00	123,478,065.88	0.00	263,355,711.98
647	FGGC LANGTANG	73,859,193.56	58,260,681.59	0.00	0.00	0.00	0.00	0.00	0.00	0.00	127,923,076.64	0.00	260,042,951.79
648	FGGC LEJJA	48,205,291.26	97,278,261.46	14,970,668.48	0.00	0.00	22,480,683.82	0.00	0.00	0.00	115,338,515.66	0.00	298,273,420.68
649	FGGC MONGUNO	105,414,367.00	82,713,724.01	180.00	10,800,000.00	0.00	5,402,366.00	0.00	0.00	0.00	88,235,200.60	0.00	292,565,837.61
650	FGGC NEW BUSA	199,838,413.85	78,003,689.19	17,023,142.00	76,100,000.00	0.00	10,200,080.92	0.00	0.00	1,932,074.00	119,711,265.50	0.00	502,908,665.46
651	FGGC OMU-ARAN	80,589,811.85	174,004,656.09	16,817,601.00	0.00	0.00	37,994,674.58	0.00	0.00	160,000.00	50,219,730.58	0.00	359,786,474.10
652	FGGC OWERRI	247,673,020.70	43,223,132.05	11,747,050.00	0.00	1,513,000.00	34,746,080.12	0.00	0.00	0.00	21,770,099.99	0.00	360,672,382.86
653	FGGC OYO	127,864,776.80	62,603,463.63	6,000.00	18,014,000.00	0.00	640,900.00	0.00	0.00	0.00	132,611,491.66	0.00	341,740,632.09
654	FGGC SHAGAMU	197,953,696.31	76,491,295.70	546,000.00	0.00	0.00	3,080,000.00	0.00	0.00	0.00	56,558,753.90	0.00	334,629,745.91
655	FGGC GUMI TAMBAWAL	89,357,726.21	5,498,000.00	0.00	43,872,570.00	0.00	0.00	0.00	0.00	0.00	170,859,130.79	0.00	309,587,427.00
656	FGGC UMUAHIA	83,159,585.98	57,710,742.53	0.00	9,040,652.36	3,254,918.01	10,635,844.21	0.00	0.00	0.00	51,882,259.83	0.00	215,684,002.92
657	FGGC WUKARI	640,604,105.12	130,644,728.67	180,000.00	90,682,540.50	0.00	4,773,000.00	0.00	0.00	10,100,020.00	66,047,881.55	0.00	943,032,275.84
658	FGGC, YOLA	621,280,514.33	32,679,375.63	0.00	42,613,600.00	5,233,100.00	14,665,701.14	0.00	0.00	0.00	9,641,628.64	0.00	726,113,919.74
659	FSTC AHOADA	606,586,567.36	58,779,037.81	2,850,000.00	22,809,000.00	11,428,000.00	77,635,835.98	0.00	0.00	0.00	42,036,681.80	0.00	822,125,122.95
660	FSTC AWKA	3,547,751,890.73	5,911,332.79	14,889,020.00	6,800,000.00	0.00	62,096,614.96	0.00	0.00	0.00	6,487,388.38	0.00	3,643,936,246.86
661	FSTC JUBU-IMUSHIN	53,768,943.45	203,404,265.93	5,034,800.00	0.00	15,094,438.94	49,037,260.14	0.00	0.00	0.00	42,316,665.67	0.00	368,656,374.13
662	FSTC MICHKA	183,713,796.43	29,743,000.00	22,100.00	7,203,700.00	4,653,083.15	57,904,388.82	0.00	0.00	0.00	8,027,035.00	0.00	291,267,103.40
663	FSTC TUNGBO - YENAGOA	391,391,296.17	45,597,136.00	18,084,500.00	500,000.00	3,760,288.72	149,951,612.87	0.00	0.00	0.00	154,688,641.14	0.00	763,973,474.90
664	FSTC USI-EKITI	109,565,790.03	42,776,686.29	0.00	30.00	0.00	110,525,689.08	0.00	0.00	0.00	55,766,658.00	0.00	318,634,853.40
665	FTC IKARE	273,880,009.12	121,564,941.25	21,808,668.80	31,760,000.00	0.00	33,031,534.09	0.00	0.00	51,207,651.00	93,379,650.21	0.00	626,632,454.47
666	FTC ILESA	106,439,371.50	118,673,634.68	11,253,348.94	13,247,142.85	212,000.00	6,355,428.10	0.00	0.00	0.00	99,961,474.89	0.00	356,142,400.96
667	FTC JALINGO	354,033,162.62	17,144,700.20	17,528,000.00	37,774,990.00	12,378,000.00	9,964,000.00	0.00	0.00	0.00	296,156,411.31	0.00	744,979,264.13
668	FTC KAFANCHAN	288,312,119.34	195,000.00	1,170,571.43	10,240,000.00	599,500.00	213,650.00	0.00	0.00	0.00	101,774,097.08	0.00	402,504,937.85
669	FTC LASSA	107,897,961.68	75,280,497.94	0.00	52,211,950.01	0.00	55,190,740.86	0.00	0.00	0.00	132,892,357.44	0.00	423,473,507.93
670	FTC OHANSO	191,000,850.72	66,973,919.73	0.00	0.00	0.00	285,000.00	0.00	0.00	0.00	138,620,002.08	0.00	396,879,772.53
671	FTC OROZO	171,508,514.55	41,338,875.00	13,348,485.56	5,465,000.00	0.00	5,034,000.00	0.00	0.00	0.00	121,993,062.86	0.00	358,687,937.97
672	FTC OTOBI	38,713,867.00	220,604,773.64	0.00	1,511,834.45	6,769,713.00	8,096,696.00	0.00	0.00	0.00	94,071,067.52	0.00	369,767,951.61
673	FTC OTUPKO	114,210,819.50	94,944,733.95	0.00	0.00	0.00	21,999,704.07	0.00	0.00	6,446,391.90	105,135,745.05	0.00	342,737,394.47
674	FTC SHIRORO	938,676,407.62	153,913,849.56	5,845,000.00	51,388,888.89	0.00	29,458,000.00	0.00	0.00	0.00	115,685,017.93	0.00	1,294,967,164.00
675	FTC UROMI	191,363,623.84	350,000.00	36,014,028.37	0.00	0.00	1,528,300.00	0.00	0.00	0.00	124,944,791.28	0.00	354,200,743.49
676	FTC UYO	429,405,652.97	12,273,500.00	49,285,000.00	70,500,000.00	0.00	22,056,512.14	0.00	0.00	0.00	113,954,644.34	0.00	697,475,309.45
677	FTC YABA	2,376,807,752.62	29,568,381.78	70,804,152.30	15,450,030.00	0.00	0.00	0.00	0.00	0.00	95,556,105.67	0.00	2,588,186,422.37
678	FTC ZURU	561,643,364.91	12,832,213.05	0.00	0.00	2,475,000.01	0.00	0.00	0.00	0.00	271,660,357.79	0.00	848,610,935.76
679	KING'S COLLEGE	100,177,880.56	98,773,567.07	92,390,999.99	17,750,320.00	0.00	4,200,000.00	0.00	0.00	0.00	85,429,791.16	0.00	398,722,558.78
680	QUEEN'S COLLEGE LAGOS	115,595,425.31	125,422,529.12	11,593,087.00	19,950,000.00	6,999,999.99	0.00	0.00	0.00	0.00	159,430,186.03	0.00	438,991,227.45
681	SULEJA ACADEMY	40,122,846.96	68,779,810.81	29,668,632.82	510,000.00	580,000.00	2,655,500.00	0.00	0.00	0.00	382,673,814.90	0.00	524,990,605.49
682	FSTC,DOMA	203,663,306.14	69,850,352.65	10,636,235.25	0.00	7,979,696.00	5,280,653.00	0.00	0.00	0.00	158,021,240.23	0.00	455,431,483.27
683	FSTC DAYI	541,292,022.00	23,257,397.41	38,632,405.66	118,800,000.00	2,162,267.36	17,509,640.00	0.00	0.00	0.00	120,326,857.54	0.00	861,980,589.97
684	"LIBRARIANS REGISTRATION COUNCIL OF NIGERIA"	4,343,047.50	322,070.02	7,264,793.00	83,633,941.04	12,705,788.00	47,445,606.50	0.00	0.00	0.00	0.00	0.00	155,715,246.06
685	UNESCO PARIS	0.00	7,018,733.35	0.00	0.00	0.00	6,169,829.00	0.00	0.00	0.00	0.00	0.00	13,188,562.35
686	"NATIONAL BOARD FOR TECHNICAL EDUCATION"	93,682,656.72	12,091,804.00	246,882,368.00	292,303,778.99	147,395,483.15	503,265,288.66	0.00	0.00	72,759,684.00	301,177,041.01	0.00	1,669,558,104.53
687	"NATIONAL BOARD FOR ARABIC AND ISLAMIC STUDIES (NBAIS) HQTRS"	167,271,129,574.64	37,289,723.34	8,289,449,100.61	0.00	0.00	0.00	0.00	0.00	0.00	378,871,545.99	724,983,734.44	176,701,723,679.02



NOTE 34A													
PROPERTY, PLANT AND EQUIPMENT (PPE) <i>Contd.</i>													
S/N	MDA	LAND & BUILDING - GENERAL	INFRASTRUCTURE - GENERAL	PLANT & MACHINERY - GENERAL	TRANSPORTATION EQUIPMENT - GENERAL	OFFICE EQUIPMENT - GENERAL	FURNITURE & FITTINGS - GENERAL	SERVICE CONCESSION ASSETS (PPP)-GENERAL	LEASED ASSETS-FINANCE LEASE	SPECIALISED ASSETS-GENERAL	ASSETS-UNDER-CONSTRUCTION	RECURRENT EXPENDITURE IN CAPITAL BUDGET	TOTALS
		320101	320102	320103	320104	320105	320106	320107	320108	320109	320110	3204	
		N	N	N	N	N	N	N	N	N	N	N	N
688	FEDERAL MINISTRY OF HEALTH - HQTRS	7,312,665,781.11	1,367,502,329.32	275,612,532.50	1,471,601,615.00	14,852,250.00	7,470,770.00	0.00	0.00	1,195,014,919.94	5,430,092,733.45	63,598,321.98	17,138,411,253.30
689	NATIONAL HEALTH INSURANCE SCHEME	10,797,824.00	0.00	83,491,450.00	336,378,334.00	0.00	0.00	0.00	0.00	0.00	59,133,265.00	0.00	489,800,873.00
690	"NATIONAL PRIMARY HEALTH CARE DEVELOPMENT AGENCY"	6,654,462,158.42	2,729,032,775.90	15,096,800.00	775,966,550.00	233,750,030.00	78,364,737.00	0.00	0.00	25,524,630,533.62	10,398,294,805.51	52,824,635.00	46,462,423,025.45
691	NATIONAL ARBOVIRUS AND VECTOR RESEARCH	54,715,712.50	0.00	0.00	0.00	1,326,000.00	0.00	0.00	0.00	0.00	113,026,991.18	1,224,747,360.64	1,393,816,064.32
692	RADIOGRAPHERS REGISTRATION BOARD	41,700,000.00	29,821,870.60	5,130,000.00	133,055,417.48	10,998,174.00	16,136,099.25	0.00	0.00	0.00	16,976,598.24	4,952,000.00	258,770,159.57
693	DENTAL TECHNOLOGY REGISTRATION BOARD	17,960,000.00	2,833,300.00	8,040,068.10	6,000,000.00	1,200,000.00	2,669,200.00	0.00	0.00	0.00	15,454,232.54	374,750.11	54,531,550.75
694	HEALTH RECORDS REGISTRATION BOARD	66,466,050.00	7,136,395.00	4,542,085.22	31,460,000.00	41,894,190.71	42,322,542.90	0.00	0.00	0.00	20,261,435.54	0.00	214,082,699.37
695	"OPTOMETRIST AND DISPENSING OPTICIANS BOARD OF NIGERIA"	86,068,500.00	10,332,000.00	785,000.00	58,525,000.00	13,846,867.68	20,366,425.21	0.00	0.00	0.00	43,911,741.48	13,270,000.00	247,105,534.37
696	"COMMUNITY HEALTH PRACTITIONERS REGISTRATION BOARD"	2,298,000.00	21,000,000.00	12,104,424.53	11,919,400.00	17,970,705.16	8,258,394.75	0.00	0.00	0.00	0.00	9,277,611.12	82,828,535.56
697	NURSING AND MIDWIFERY COUNCIL	227,643,457.46	155,509,897.00	39,385,350.00	13,918,025.00	0.00	59,812,533.00	0.00	0.00	10,899,945.00	20,211,875.94	0.00	527,381,083.40
698	PHARMACIST COUNCIL OF NIGERIA COUNCIL	152,802,909.39	0.00	28,413,380.00	84,882,338.10	15,573,740.00	13,019,435.00	0.00	0.00	0.00	165,592,492.31	0.00	460,284,294.80
699	MEDICAL AND DENTAL COUNCIL OF NIGERIA	98,248,945.97	44,802,979.00	28,815,441.00	73,324,860.00	15,211,900.00	5,572,737.00	0.00	0.00	0.00	162,136,879.72	11,760,000.00	439,873,742.69
700	"NATIONAL AGENCY FOR FOOD AND DRUG ADMINISTRATION AND CONTROL"	90,643,545.86	754,831,935.96	11,464,949.06	0.00	0.00	0.00	0.00	0.00	734,495,539.31	99,835,793.19	0.00	1,691,271,763.38
701	MEDICAL REHABILITATION THERAPY BOARD	766,438,134.28	955,930.00	6,940,292.00	25,576,840.49	3,496,250.00	5,000,439.99	0.00	0.00	0.00	60,532,013.04	32,857,358.00	901,797,257.80
702	"FEDERAL COLLEGE OF DENTAL TECHNOLOGY AND THERAPY, ENUGU"	78,190,497.20	16,506,100.00	40,470,999.25	1,100,000.00	0.00	0.00	0.00	0.00	99,362,999.40	162,680,662.65	161,664,999.89	559,976,258.39
703	"ENVIRONMENTAL HEALTH OFFICERS TUTORS-IBADAN"	10,677,239.60	6,564,540.38	0.00	0.00	28,500.00	1,524,695.00	0.00	0.00	0.00	10,408,902.83	28,209,999.70	57,413,877.51
704	NURSE TUTOR TRAINING - ENUGU	17,059,499.03	2,999,999.28	0.00	0.00	0.00	0.00	0.00	0.00	0.00	25,509,100.00	0.00	45,568,598.31
705	NURSE TUTOR PROGRAMME AKOKA LAGOS	360,169,250.00	0.00	15,000,000.00	15,000,000.00	6,177,750.00	6,345,500.00	0.00	0.00	60,000.00	20,848,624.40	5,076,965.00	428,678,089.40
706	NURSE TUTOR TRAINING KADUNA	91,226,375.38	0.00	0.00	0.00	5,000,000.00	0.00	0.00	0.00	0.00	50,010,355.01	8,682,874.93	154,919,605.32
707	NURSE TUTOR TRAINING IBADAN	9,936,974.80	2,811,549.00	0.00	0.00	31,500.00	3,093,797.60	0.00	0.00	0.00	14,025,848.87	18,161,435.06	48,061,105.33
708	"NATIONAL POST GRADUATE MEDICAL COLLEGE OF NIGERIA-IJANIKIN LAGOS"	1,007,198,102.64	437,500.00	4,387,675.82	39,840,125.00	8,277,124.25	13,959,713.60	0.00	0.00	0.00	116,508,589.74	0.00	1,190,608,831.05
709	NHETC, LAGOS	0.00	0.00	0.00	0.00	0.00	0.00	0.00	0.00	0.00	0.00	12,082,900.02	12,082,900.02
710	PHC TUTORS PROGRAMME,UCH-IBADAN	132,718,663.91	5,975,991.10	11,131,600.00	21,423,675.00	20,199,466.00	15,447,883.00	0.00	0.00	0.00	1,557,633.32	0.00	208,454,912.33
711	"PHC TUTORS PROGRAMME,KADUNA POLYTECHNIC"	63,924,655.02	0.00	1,605,000.00	1,496,000.00	905,500.00	3,535,000.00	0.00	0.00	0.00	21,551,421.04	0.00	93,017,576.06
712	COMMUNITY HEALTH TUTOR PROGRAMME UCH	157,970,123.95	4,761,462.65	4,513,049.00	17,352,650.00	13,640,784.00	5,591,178.50	0.00	0.00	0.00	0.00	0.00	203,829,248.10
713	UNIVERSITY COLLEGE HOSPITAL IBADAN	48,922,772,463.75	927,187,234.16	672,059,714.35	531,475,316.00	344,844,114.57	4,107,238,751.84	0.00	0.00	2,392,836,775.60	5,755,083,669.73	0.00	63,653,498,040.00
714	LAGOS UNIVERSITY TEACHING HOSPITAL	4,265,211,688.43	126,658,131.24	127,251,439.86	6,447,750.00	9,442,825.00	39,640,649.00	0.00	0.00	230,645,082.56	102,198,442.90	0.00	4,907,496,008.99
715	"AHMADU BELLO UNIVERSITY TEACHING HOSPITAL"	15,265,557,603.31	196,907,763.43	101,230,140.80	159,232,008.75	763,097.25	42,200,503.00	0.00	0.00	1,294,984,179.03	0.00	0.00	17,060,875,295.57
716	"UNIVERSITY OF NIGERIA TEACHING HOSPITAL, ENUGU"	2,641,001,877.39	475,961,768.37	0.00	279,250,843.00	275,755,112.50	276,399,600.00	0.00	0.00	522,166,441.06	2,284,785,552.97	0.00	6,755,321,195.29
717	UNIVERSITY OF BENIN TEACHING HOSPITAL	1,089,441,053.99	434,619,880.04	270,589,467.58	47,068,151.28	86,212,604.01	188,847,579.18	0.00	0.00	437,226,563.14	112,075,372.61	40,000,000.00	2,706,080,671.83



NOTE 34A													
PROPERTY, PLANT AND EQUIPMENT (PPE) <i>Contd.</i>													
S/N	MDA	LAND & BUILDING - GENERAL	INFRASTRUCTURE - GENERAL	PLANT & MACHINERY - GENERAL	TRANSPORTATION EQUIPMENT - GENERAL	OFFICE EQUIPMENT - GENERAL	FURNITURE & FITTINGS - GENERAL	SERVICE CONCESSION ASSETS (PPP)-GENERAL	LEASED ASSETS-FINANCE LEASE	SPECIALISED ASSETS-GENERAL	ASSETS-UNDER-CONSTRUCTION	RECURRENT EXPENDITURE IN CAPITAL BUDGET	TOTALS
		320101	320102	320103	320104	320105	320106	320107	320108	320109	320110	3204	
		N	N	N	N	N	N	N	N	N	N	N	N
718	"OBAFEMI AWOLOWO UNIVERSITY TEACHING HOSPITAL"	784,476,559.68	126,145,138.50	4,494,614.00	6,290,333.34	28,148,979.95	17,430,106.59	0.00	0.00	120,830,359.23	194,232,969.77	0.00	1,282,049,061.06
719	"UNIVERSITY OF ILORIN TEACHING HOSPITAL, ILORIN"	149,355,443.45	53,650,768.40	4,119,716.32	132,225,536.30	26,974,175.00	32,985,875.00	0.00	0.00	111,041,627.31	152,930,865.84	0.00	663,284,007.62
720	JOS UNIVERSITY TEACHING HOSPITAL	422,223,602.53	83,586,264.20	51,073,840.19	10.00	11,318,549.05	155,771,508.53	0.00	0.00	131,032,273.22	157,285,786.51	0.00	1,012,291,834.23
721	"UNIVERSITY OF PORT-HARCOURT TEACHING HOSPITAL"	168,355,437.61	1,864,280,263.39	265,508,185.94	0.00	10,516,205.65	30,340,186.00	0.00	0.00	937,006,484.47	659,699,548.66	84,981,750.00	4,020,688,061.72
722	UNIVERSITY OF CALABAR TEACHING HOSPITAL	431,583,436.90	654,438,109.04	5,299,000.00	319,056,064.00	190,661,479.00	211,700,325.00	0.00	0.00	355,090,673.57	3,147,131,262.95	0.00	5,314,960,350.46
723	"UNIVERSITY OF MAIDUGURI TEACHING HOSPITAL"	24,424,908.00	37,124,865.49	102,336,993.25	24,722,222.42	0.00	30,124,131.90	0.00	0.00	1,579,302,622.62	2,651,840,930.34	0.00	4,449,876,674.02
724	"USMANU DANFODIO UNIVERSITY TEACHING HOSPITAL, SOKOTO"	225,360,754.37	71,077,385.56	165,474,507.08	33,691,000.00	0.00	18,720,000.00	0.00	0.00	437,053,518.29	361,801,346.99	0.00	1,313,178,512.29
725	AMINU KANO UNIVERSITY TEACHING HOSPITAL	2,300,554,687.91	2,078,079,209.59	296,858,799.15	231,872,864.65	8,914,032.50	548,024,396.60	0.00	0.00	135,557,428.03	193,007,229.24	0.00	5,792,868,647.67
726	"NNAMDI AZIKIWE UNIVERSITY TEACHING HOSPITAL, NNEWI"	115,636,933.63	55,879,302.04	107,254,336.73	0.00	0.00	15,088,305.70	0.00	0.00	0.00	311,908,949.67	0.00	605,767,827.77
727	"UNIVERSITY OF ABUJA TEACHING HOSPITAL, GWAGWALADA"	308,300,532.39	41,279,778.18	178,221,628.59	24,071,000.00	7,220,101.00	30,461,468.32	0.00	0.00	288,522,714.47	480,380,091.60	0.00	1,358,457,314.55
728	"ABUBAKAR TAFAWA BALEWA UNIVERSITY TEACHING HOSPITAL BAUCHI"	778,634,272.04	65,996,037.50	346,377,547.81	111,239,513.84	0.00	1,656,870.00	0.00	0.00	127,155,445.12	338,511,616.96	171,134,033.90	1,940,705,337.17
729	FEDERAL TEACHING HOSPITAL, ABAKALIKI	1,740,921,010.60	715,072,018.12	132,481,167.68	354,452,356.00	107,280,199.00	608,230,329.71	0.00	0.00	565,514,888.50	79,260,000.03	56,196,159.48	4,359,408,129.12
730	FEDERAL TEACHING HOSPITAL, GOMBE	267,526,166.24	10.00	8,733,233.60	176,186,616.51	20,604,044.47	144,178,688.15	0.00	0.00	171,036,336.51	146,205,396.87	0.00	934,470,492.35
731	FEDERAL TEACHING HOSPITAL, IDO-EKITI	473,037,903.89	495,232,179.28	99,144,261.17	74,032,558.14	3,704,400.00	48,951,618.08	0.00	0.00	863,254,676.16	99,418,891.10	0.00	2,156,776,487.82
732	IRRUA SPECIALIST TEACHING HOSPITAL, IRRUA	15,052,465.33	22,940,003.17	46,400,073.03	2,524,763.83	14,714,318.54	8,652,911.40	0.00	0.00	504,729,006.95	675,054,762.65	0.00	1,290,068,304.90
733	UNIVERSITY OF UYO TEACHING HOSPITAL	15,108,976.01	60,971,879.22	13,558,344.27	29,085,000.00	2,849,700.00	3,834,090.00	2,000,000.00	0.00	534,621,206.78	581,613,051.74	0.00	1,243,642,248.02
734	FEDERAL MEDICAL CENTRE - ABUJA	178,066,340.72	32,400,109.76	1,027,559,801.55	446,538,206.65	23,613,891.18	80,024,839.20	0.00	0.00	758,937,715.12	443,701,361.99	0.00	2,990,842,266.17
735	FEDERAL PSYCHIATRIC HOSPITAL ENUGU	0.00	19,300,000.00	250,000.00	0.00	0.00	3,793,070.00	0.00	0.00	0.00	215,539,494.91	0.00	238,882,564.91
736	FEDERAL PSYCHIATRIC HOSPITAL KADUNA	3,932,418,534.12	34,404,011.40	19,597,308.60	49,714,047.00	234,000.00	881,219.00	0.00	0.00	2,003,069.20	300,510,960.43	0.00	4,339,763,149.75
737	FEDERAL PSYCHIATRIC HOSPITAL CALABAR	847,659,341.72	28,934,907.00	85,073,101.35	90,353,209.50	46,398,209.70	205,406,589.00	0.00	0.00	314,140,879.49	11,803,514.15	0.00	1,629,769,751.91
738	FEDERAL PSYCHIATRIC HOSPITAL MAIDUGURI	475,968,370.43	107,582,476.10	31,855,729.17	178,751,366.18	78,546,731.25	25,342,742.50	0.00	0.00	560,211,091.59	213,652,701.32	0.00	1,671,911,208.54
739	"FEDERAL NEURO-PSYCHIATRIC HOSPITAL, KWARE-SOKOTO"	216,123,461.05	910,000.00	69,420,000.00	32,946,318.75	0.00	0.00	0.00	0.00	558,119.04	297,335,055.34	0.00	617,292,954.18
740	FEDERAL NEURO-PSYCHIATRIC HOSPITAL YABA	486,729,618.82	102,739,420.33	60,118,102.77	121,119,908.24	13,392,425.54	46,735,186.75	0.00	0.00	486,735,475.85	0.00	0.00	1,317,570,138.30
741	"FEDERAL NEURO-PSYCHIATRIC HOSPITAL ABEOKUTA"	1,011,605,728.45	155,345,534.00	106,222,181.60	207,010,971.50	58,732,962.40	74,654,786.25	0.00	0.00	762,008,970.45	41,625,631.88	0.00	2,417,206,766.53
742	FEDERAL PSYCHIATRIC HOSPITAL BENIN CITY	87,428,663.45	0.00	564,000.00	0.00	1,715,700.00	46,470,350.00	0.00	0.00	55,979,686.13	160,383,928.69	0.00	352,542,328.27
743	NATIONAL ORTHOPAEDIC HOSPITAL LAGOS	1,841,929,671.51	420,816,286.88	339,815,334.64	97,378,943.64	10,759,628.12	129,469,014.13	0.00	0.00	398,131,823.73	264,081,016.07	0.00	3,502,381,718.72
744	"NATIONAL ORTHOPAEDIC HOSPITAL DALA KANO"	2,916,426,249.92	394,182,350.26	67,855,381.04	168,409,999.98	5,915,635.35	23,737,869.87	0.00	0.00	554,947,207.60	109,745,253.36	0.00	4,241,219,947.38
745	NATIONAL ORTHOPAEDIC HOSPITAL ENUGU	225,800,905.18	24,952,250.00	21,212,275.00	2,658,500.00	75,592,644.45	6,548,150.00	0.00	55,567,276.96	180,025,656.38	0.00	265,000.00	592,622,657.97
746	"NATIONAL TB AND LEPROSY REFERRED HOSPITAL AND TRAINING, ZARIA"	796,458,022.73	206,777,550.00	60,985,000.00	69,800,000.00	0.00	10,348,120.00	0.00	0.00	453,480,436.72	15,000,000.00	0.00	1,612,849,129.45
747	FEDERAL MEDICAL CENTRE, UMUAHIA	649,266,224.68	85,796,155.00	101,648,530.00	0.00	655,000.00	51,784,282.00	0.00	0.00	1,399,240,490.66	572,659,879.12	0.00	2,861,050,561.46



NOTE 34A													
PROPERTY, PLANT AND EQUIPMENT (PPE) <i>Contd.</i>													
S/N	MDA	LAND & BUILDING - GENERAL	INFRASTRUCTURE - GENERAL	PLANT & MACHINERY - GENERAL	TRANSPORTATION EQUIPMENT - GENERAL	OFFICE EQUIPMENT - GENERAL	FURNITURE & FITTINGS - GENERAL	SERVICE CONCESSION ASSETS (PPP)-GENERAL	LEASED ASSETS-FINANCE LEASE	SPECIALISED ASSETS-GENERAL	ASSETS-UNDER-CONSTRUCTION	RECURRENT EXPENDITURE IN CAPITAL BUDGET	TOTALS
		320101	320102	320103	320104	320105	320106	320107	320108	320109	320110	3204	
		N	N	N	N	N	N	N	N	N	N	N	N
748	FEDERAL MEDICAL CENTRE, OWO	514,361,598.19	86,334,004.19	31,530,000.00	75,843,098.65	0.00	59,500.00	0.00	0.00	172,862,094.89	194,185,747.37	0.00	1,075,176,043.29
749	FEDERAL MEDICAL CENTRE ABEOKUTA	331,178,262.66	298,817,956.77	24,065,137.50	73,190,254.91	5,605,408.96	13,003,310.32	0.00	0.00	1,002,749,942.05	681,314,670.19	0.00	2,429,924,943.36
750	FEDERAL MEDICAL CENTRE, OWERRI	675,104,112.86	171,665,949.77	203,371,474.29	0.00	26,750,384.14	14,671,957.74	0.00	0.00	1,227,989,925.73	1,045,083,864.84	40,731,630.04	3,405,369,299.41
751	FEDERAL MEDICAL CENTRE, MAKURDI	4,077,788,473.57	140,058,090.44	149,456,182.76	58,725,000.00	11,455,601.50	31,156,700.00	0.00	0.00	736,634,457.03	1,536,689,001.94	0.00	6,741,963,507.24
752	FEDERAL MEDICAL CENTRE, KATSINA	3,641,769,674.16	1,587,789,946.82	176,102,735.00	345,888,542.00	36,274,940.00	225,899,375.99	0.00	0.00	1,569,519,637.65	672,640,147.64	0.00	8,255,884,999.26
753	FEDERAL MEDICAL CENTRE, NGURU YOBE	1,126,494,484.35	19,991,430.15	71,437,837.03	22,786,392.74	0.00	25,333,564.67	0.00	0.00	304,580,332.69	258,168,292.46	0.00	1,828,792,334.09
754	FEDERAL MEDICAL CENTRE, ASABA	484,158,875.22	147,927,862.19	38,500,000.00	0.00	29,533,678.00	75,609,617.96	0.00	0.00	737,941,169.71	1,205,333,316.03	99,348,669.48	2,818,353,188.59
755	FEDERAL MEDICAL CENTRE, BIDA	290,374,185.00	279,806,234.65	123,119,825.92	99,665,037.60	138,000.00	31,887,578.25	0.00	0.00	1,188,238,546.39	943,630,257.76	342,865,384.54	3,299,725,050.11
756	FEDERAL MEDICAL CENTRE, GUSAU ZAMFARA	1,296,672,287.89	36,501,508.66	224,819,781.30	140,845,550.00	0.00	18,881,156.34	0.00	0.00	552,158,760.44	209,025,601.57	27,027,352.36	2,505,931,998.56
757	FEDERAL MEDICAL CENTRE, YOLA ADAMAWA	1,032,774,345.00	26,676,243.00	71,955,374.00	70,542,089.50	21,101,840.55	65,441,472.10	0.00	0.00	483,529,310.71	390,857,896.45	0.00	2,162,878,571.31
758	FEDERAL MEDICAL CENTRE, KOGI	1,367,950,134.91	25,904,646.93	153,063,216.00	196,500,618.14	94,261,727.36	278,976,237.13	0.00	0.00	1,126,287,752.83	676,674,621.82	0.00	3,919,618,955.12
759	FEDERAL MEDICAL CENTRE, AZARE BAUCHI	1,428,283,819.83	882,749,410.00	187,651,110.50	175,832,686.77	76,212,976.00	329,477,748.05	0.00	0.00	1,240,399,554.70	280,467,090.62	27,999,375.00	4,629,073,771.47
760	FEDERAL MEDICAL CENTRE, KEBBI STATE	591,772,424.75	63,329,152.82	45,408,721.00	318,618,322.22	57,016,932.81	52,491,790.00	0.00	0.00	949,593,946.05	865,717,265.14	1,320,162,996.43	4,264,111,551.22
761	FEDERAL MEDICAL CENTRE, TARABA STATE	345,090,587.02	91,711,117.24	44,592,859.95	173,820,912.00	51,200,900.00	83,472,456.39	0.00	0.00	706,293,540.25	111,524,202.94	105,130,010.62	1,712,836,586.41
762	FEDERAL MEDICAL CENTRE, JIGAWA STATE	1,211,680,541.54	326,034,470.00	34,256,647.00	18,076,970.00	410,000.00	41,324,165.00	0.00	0.00	526,564,013.81	770,256,403.36	91,135,801.59	3,019,739,012.30
763	FEDERAL MEDICAL CENTRE, NASARAWA STATE	311,454,396.10	0.00	93,503,500.00	0.00	0.00	103,346,040.00	0.00	0.00	280,413,461.13	638,745,979.25	0.00	1,427,463,376.48
764	FEDERAL MEDICAL CENTRE, BAYELSA STATE	3,901,369,263.57	1,165,921,277.99	356,233,632.00	279,615,630.26	2,604,000.00	319,533,818.02	0.00	0.00	616,931,960.48	1,256,441,320.95	182,537,480.25	8,081,188,383.52
765	FEDERAL MEDICAL CENTRE, EBUTE METTA	528,752,377.33	458,244,177.99	727,493,472.12	381,319,762.00	564,573,903.86	111,903,300.95	0.00	0.00	640,697,180.46	644,972,775.85	107,703,736.05	4,165,660,686.61
766	NATIONAL EYE CENTRE KADUNA	1,527,081,835.60	275,952,080.20	89,435,993.50	153,770,240.65	32,084,200.00	51,427,310.00	0.00	0.00	275,596,169.00	44,472,463.00	710,143,592.00	3,159,963,883.95
767	NATIONAL EAR CARE CENTRE KADUNA	165,195,002.66	64,503,960.08	7,229,766.46	35,814,715.15	0.00	6,010,109.65	0.00	0.00	158,414,086.68	281,303,885.54	34,770,212.90	753,241,739.12
768	INTERCOUNTRY CENTRE FOR ORAL HEALTH JOS	212,444,131.00	0.00	6,541,710.00	52,820,721.95	0.00	0.00	0.00	0.00	81,766,879.97	282,658,714.31	32,433,724.69	668,665,881.92
769	"FEDERAL SCHOOL OF MEDICAL LABORATORY JOS"	0.00	71,269,866.94	25,110,400.00	58,609,864.00	0.00	59,713,520.00	0.00	0.00	0.00	106,129,137.01	3,851,015.00	324,683,802.95
770	ONCHO BAUCHI	0.00	0.00	0.00	0.00	0.00	0.00	0.00	0.00	0.00	0.00	15,000,000.00	15,000,000.00
771	NIGERIA CENTRE FOR DISEASE CONTROL ABUJA	1,798,077,560.71	46,942,024.14	49,490,752.50	736,387,179.75	111,766,665.21	17,687,364.62	0.00	0.00	456,465,516.52	414,113,622.33	0.00	3,630,930,685.78
772	FEDERAL STAFF CLINICS, ABUJA PHASE I	0.00	0.00	0.00	0.00	0.00	0.00	0.00	0.00	0.00	41,764,017.99	0.00	41,764,017.99
773	FEDERAL STAFF CLINICS, GWARINPA, ABUJA	0.00	53,000,000.00	26,550,000.00	8,950,000.00	32,500.00	334,700.00	0.00	0.00	53,000,000.00	79,500,000.00	0.00	221,367,200.00
774	PHS, YOLA	0.00	0.00	0.00	4,000,000.00	0.00	0.00	0.00	0.00	0.00	0.00	0.00	4,000,000.00
775	PHS, DAMATURU	0.00	255,000.00	120,000.00	17,000,000.00	0.00	440,000.00	0.00	0.00	0.00	0.00	0.00	17,815,000.00
776	PHS, KANO	41,720,640.02	0.00	0.00	0.00	0.00	0.00	0.00	0.00	0.00	0.00	0.00	41,720,640.02
777	PHS, IBADAN	0.00	0.00	0.00	0.00	0.00	0.00	0.00	0.00	10.00	0.00	0.00	10.00
778	PHS, ABEOKUTA	0.00	50,080.00	40,000.00	1,500,000.00	35,000.00	62,340.00	0.00	0.00	0.00	0.00	0.00	1,687,420.00
779	INSTITUTE OF CHILD HEALTH (UCH) IBADAN	0.00	0.00	4,460,449.00	17,352,650.00	13,609,284.00	3,351,766.00	0.00	0.00	0.00	0.00	0.00	38,774,149.00
780	"NATIONAL INST. OF PHARM. RESEARCH AND DEVELOPMENT, ABUJA"	212,375,592.04	51,453,207.50	1,417,500.00	76,164,810.54	26,788,509.17	29,374,394.22	0.00	0.00	838,572,890.59	0.00	0.00	1,236,146,904.06



NOTE 34A													
PROPERTY, PLANT AND EQUIPMENT (PPE) <i>Contd.</i>													
S/N	MDA	LAND & BUILDING - GENERAL	INFRASTRUCTURE - GENERAL	PLANT & MACHINERY - GENERAL	TRANSPORTATION EQUIPMENT - GENERAL	OFFICE EQUIPMENT - GENERAL	FURNITURE & FITTINGS - GENERAL	SERVICE CONCESSION ASSETS (PPP)-GENERAL	LEASED ASSETS-FINANCE LEASE	SPECIALISED ASSETS-GENERAL	ASSETS-UNDER-CONSTRUCTION	RECURRENT EXPENDITURE IN CAPITAL BUDGET	TOTALS
		320101	320102	320103	320104	320105	320106	320107	320108	320109	320110	3204	
		N	N	N	N	N	N	N	N	N	N	N	N
813	NATIONAL ENVIRONMENTAL STANDARDS AND REGULATIONS ENFORCEMENT AGENCY	10,900,000.00	752,844,217.89	65,690,009.86	661,180,746.23	31,725,536.00	138,689,932.00	0.00	0.00	81,057,753.00	10,900,000.00	93,598,656.91	1,846,586,851.89
814	ENVIRONMENTAL HEALTH REGISTRATION COUNCIL OF NIGERIA	0.00	29,808,050.00	38,899,200.22	299,748,046.50	37,862,800.00	380,000.00	29,125,639.36	0.00	56,766,806.26	167,729,620.70	0.00	660,320,163.04
815	NATIONAL AGENCY FOR GREAT GREEN WALL HQTRS	41,892,955.88	67,174,607.42	41,000.00	604,000.00	0.00	27,687,098.14	0.00	0.00	0.00	232,477,492.68	0.00	369,877,154.12
816	NATIONAL BIOSAFETY MANAGEMENT AGENCY (NBMA) HQTRS	51,317,099.76	27,615,000.00	322,291.68	261,107,312.85	32,631,876.62	108,179,429.17	0.00	0.00	38,673,667.13	43,519,500.00	169,040,978.67	732,407,155.88
817	NATIONAL POPULATION COMMISSION	0.00	0.00	2,413,444.00	35,550,668.00	149,472,596.61	56,320,610.00	0.00	0.00	0.00	1,274,422,696.05	1,667,815,738.21	3,185,995,752.87
818	"MINISTRY OF HUMANITARIAN AFFAIRS, DISASTER MANAGEMENT AND SOCIAL DEVELOPMENT"	116,006,683.75	10,935,650.00	0.00	22,488,892.50	0.00	0.00	0.00	0.00	1,615,816.00	7,442,150.00	0.00	158,489,192.25
819	"NATIONAL EMERGENCY MANAGEMENT AGENCY"	1,639,507,667.10	0.00	66,000.00	2,707,257,146.44	15,420,166.05	0.00	0.00	0.00	0.00	158,404,573.78	0.00	4,520,655,553.37
820	NATIONAL SOCIAL INVESTMENT OFFICE	0.00	0.00	4,363,425.00	229,125.00	32,289,739.43	0.00	0.00	0.00	0.00	0.00	0.00	36,882,289.43
821	NATIONAL COMMISSION FOR REFUGEES	1,328,930,872.65	1,542,401,279.08	836,572,169.78	728,287,935.21	11,415,670.00	41,795,630.00	0.00	0.00	39,965,580.22	842,482,987.45	4,787,200.00	5,376,639,324.39
	GRAND TOTAL	2,297,308,680,299.46	1,897,572,510,683.76	343,263,503,628.98	416,361,757,761.71	165,030,173,417.97	383,962,871,641.75	17,851,644,394.21	9,985,842,945.50	330,006,129,259.66	1,669,186,155,807.49	699,819,179,016.34	8,230,348,448,856.81





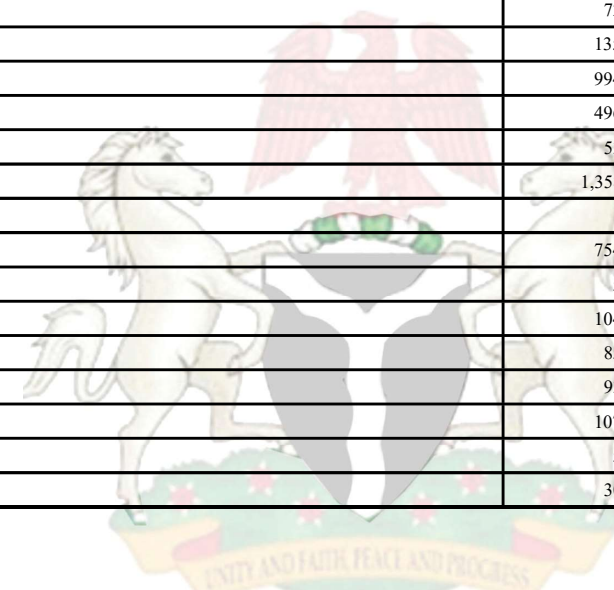
NOTE 34												
PROPERTY, PLANT AND EQUIPMENT (PPE) SCHEDULE												
	BUILDING - GENERAL	INFRA-STRUCTURE - GENERAL	PLANT & MACHINERY - GENERAL	TRANSPORTATION EQUIPMENT - GENERAL	OFFICE EQUIPMENT - GENERAL	FURNITURE & FITTINGS - GENERAL	SERVICE CONCESSION ASSETS (PPP)-GENERAL	LEASED ASSETS-FINANCE LEASE	SPECIALISED ASSETS-GENERAL	ASSETS-UNDER-CONSTRUCTION	CONSTITUENCY PROJECTS	TOTALS
	320101	320102	320103	320104	320105	320106	320107	320108	320109	320110	320401	TOTALS
	N	N	N	N	N	N	N	N	N	N	N	N
AS AT 01/01/2020	1,219,598,311,650.95	1,637,385,561,607.35	191,934,804,312.60	289,762,477,099.62	141,954,845,521.92	358,501,600,138.99	17,501,523,290.70	9,978,378,945.50	224,997,271,711.91	1,267,462,523,493.25	595,116,820,990.98	5,954,194,118,763.77
ADDITION DURING THE YEAR	1,077,710,368,648.51	260,186,949,076.41	151,328,699,316.38	126,599,280,662.09	23,075,327,896.05	25,461,271,502.75	350,121,103.51	7,464,000.00	105,008,857,547.75	401,723,632,314.24	104,702,358,025.36	2,276,154,330,093.05
ADD REVALUATION												-
LESS DISPOSAL												-
IMPAIRMENT CHARGES												-
TOTALS	2,297,308,680,299.46	1,897,572,510,683.76	343,263,503,628.98	416,361,757,761.71	165,030,173,417.97	383,962,871,641.75	17,851,644,394.21	9,985,842,945.50	330,006,129,259.66	1,669,186,155,807.49	699,819,179,016.34	8,230,348,448,856.82
ACCUMULATED DEPRECIATION	90,921,164,351.16	167,375,832,042.35	72,328,396,840.28	112,031,217,704.45	82,020,875,302.78	173,429,326,646.17	-	175,828,229.79	49,985,510,937.60	-	657,496,200,526.92	1,405,764,352,581.50
DEPRECIATION CHARGE FOR THE YEAR	45,944,455,732.27	94,903,374,284.19	34,340,378,078.15	83,153,719,152.06	35,768,871,020.46	76,404,918,784.13	-	-	32,999,378,064.97		104,702,358,025.36	508,217,453,141.60
ACCUMULATED IMPAIRMENT CHARGES		28,934,339.00	375,845,011.00	738,186,990.00	2,847,220,219.00							3,990,186,559.00
ADD CHARGES DURING THE YEAR IMPAIREMENT	208,332,395.05	759,654,046.87	29,034,060.37	2,357,500.00	41,419,224.50	2,886,709.45						1,043,683,936.24
ADD CHARGES DURING THE YEAR												-
TOTALS	137,073,952,478.48	263,067,794,712.41	107,073,653,989.80	195,925,481,346.51	120,678,385,766.74	249,837,132,139.75	-	175,828,229.79	82,984,889,002.57	-	762,198,558,552.28	919,015,676,218.34
CARRYING AMOUNT 31/12/2020	2,160,234,727,820.98	1,634,504,715,971.34	236,189,849,639.18	220,436,276,415.20	44,351,787,651.23	134,125,739,501.99	17,851,644,394.21	9,810,014,715.71	247,021,240,257.09	1,669,186,155,807.49	(62,379,379,535.94)	6,311,332,772,638.48
CARRYING AMOUNT 31/12/2019	1,128,677,147,299.80	4,657,727,837,144.37	120,282,269,155.60	176,993,072,405.17	57,086,750,000.15	185,072,273,492.82	17,501,523,290.70	9,802,550,715.71	175,011,760,774.31	1,267,462,523,493.25	(62,379,379,535.94)	7,733,238,328,235.94
	2%	5%	10%	20%	25%	20%	0%	0%	10%	0%	100%	

DEPRECIATION OF CONSTITUENCY PROJECTS HAS BEEN ADJUSTED BY A JOURNAL. BECAUSE 100% RATE IS UTILISED, IT THEREFORE MEANS THAT ONLY CURRENT YEARS ADDITION WOULD BE DEPRECIATED HENCEFORTH





35 A		
INVESTMENT PROPERTY		
S/N	MDA	LAND & BUILDING - GENERAL
		320101
		₦
ADMINISTRATIVE SECTOR		
1	STATE HOUSE - HQTRS	3,594,133,630.27
2	"ECONOMIC AND FINANCIAL CRIMES COMMISSION (EFCC)"	54,127,949.45
3	"BUREAU OF PUBLIC PROCUREMENT (BPP)"	4,806,375.00
4	NASS MANAGEMENT	210,649,200.00
5	"MINISTRY OF DEFENCE - MOD HQTRS"	33,000,000.00
6	DEFENCE HEADQUARTERS	117,610,148.42
7	FOREIGN MISSION: DOUALA	3,725,838.35
8	NIGERIAN FILM CORPORATION	57,610,588.26
9	"POLICE FORMATIONS AND COMMANDS"	46,109,029.62
10	"ADMINISTRATIVE STAFF COLLEGE OF NIGERIA"	7,336,717.50
11	PUBLIC SERVICE INSTITUTE OF NIGERIA.	389,535,160.87
12	CODE OF CONDUCT TRIBUNAL	3,920,000.00
13	"NIGERIA CHRISTIAN PILGRIM COMMISSION"	1,206,400.00
14	"NATIONAL BOUNDARY COMMISSION (NBC) HQTRS"	19,815,961.08
15	"BORDER COMMUNITIES DEVELOPMENT AGENCY (BCDA) HQTRS"	231,241,281.21
ECONOMIC SECTOR		
16	"FEDERAL MINISTRY OF AGRICULTURE AND RURAL DEVELOPMENT HQTRS"	229,608,794.89
17	"AGRICULTURAL RESEARCH AND MANAGEMENT INSTITUTE (ARMTI) - ILORIN"	141,965,179.97
18	"NATIONAL CENTRE FOR AGRICULTURAL MECHANISATION- ILORIN"	970,757,400.09
19	COCOA RESEARCH INSTITUTE- IBADAN	106,795,779.52
20	"NATIONAL AGRIC. EXTENSION RESEARCH LIAISON SERVICES- ZARIA"	29,414,327.20
21	"FEDERAL COLLEGE OF ANIMAL HEALTH AND PRODUCTION TECHNOLOGY - IBADAN"	139,280,274.87
22	"FEDERAL COLLEGE OF ANIMAL HEALTH AND PRODUCTION TECHNOLOGY - VOM"	582,687,761.03
23	"COLLEGE OF VETERINARY AND MEDICAL LABORATORY TECHNOLOGY - VOM"	178,045,215.60
24	"FEDERAL COLLEGE OF FRESH WATER FISHERIES - BAGA"	106,703,635.00
25	FEDERAL CO-OPERATIVE COLLEGE- IBADAN	84,477,281.02
26	FEDERAL CO-OPERATIVE COLLEGE- OJI RIVER	40,599,999.30
27	"FEDERAL COLLEGE OF LAND RESOURCES TECHNOLOGY, KURU - JOS"	72,842,995.23
28	"NIGERIA STORED PRODUCTS RESEARCH, ILORIN"	135,315,935.70
29	"NIGERIA AGRICULTURAL QUARANTINE SERVICE"	994,037,500.97
30	"AGRICULTURAL RESEARCH COUNCIL OF NIGERIA"	496,402,280.86
31	LAKE CHAD RESEARCH INSTITUTE MAIDUGURI	53,912,921.01
32	"FEDERAL UNIVERSITY OF AGRICULTURE, ABEOKUTA"	1,358,831,477.39
33	"MICHAEL OKPARA UNIVERSITY OF AGRICULTURE, UMUDIKE"	73,906.45
34	"NIGERIAN EXPORT PROCESSING ZONES AUTHORITY"	754,581,666.83
35	FEDERAL PRODUCE INSPECTION	5,197,500.00
36	"FEDERAL MINISTRY OF LABOUR AND EMPLOYMENT - HQTRS"	104,247,474.79
37	"MICHAEL IMODU INSTITUTE OF LABOUR STUDIES"	85,455,216.45
38	NATIONAL PRODUCTIVITY CENTRE	93,900,944.19
39	"NATIONAL AGENCY FOR SCIENCE AND ENGINEERING INFRASTRUCTURES HQTRS"	107,224,992.81
40	"BOARD FOR TECHNOLOGY BUSINESS INCUBATOR CENTRE - ABUJA"	5,334,525.58
41	"TECHNOLOGY INCUBATION CENTRE, MAKURDI"	30,832,581.65






35 A		
INVESTMENT PROPERTY -- contd.		
S/N	MDA	LAND & BUILDING - GENERAL
		320101
		₦
46	"TECHNOLOGY BUSINESS INCUBATOR CENTRE - SOKOTO"	12,937,110.00
47	"NATIONAL ENGINEERING DESIGN AND DEVELOPMENT CENTRE -NNEWI"	171,850,254.00
48	"CENTRE FOR SATELLITE TECHNOLOGY DEVELOPMENT - ABUJA"	10,678,570.00
49	"NIGERIAN BUILDING AND ROAD RESEARCH INSTITUTE - LAGOS"	602,864,281.34
50	PROJECT DEVELOPMENT INSTITUTE - ENUGU	44,547,946.91
51	"NATIONAL OFFICE OF TECHNOLOGY ACQUISITION AND PROMOTION - ABUJA"	287,646,561.93
52	"NATIONAL RESEARCH INSTITUTE FOR CHEMICAL TECHNOLOGY -ZARIA"	6,064,502,867.80
53	"NIGERIAN INSTITUTE FOR TRYPANOSOMIASIS RESEARCH - KADUNA"	295,700,808.76
54	"FEDERAL INSTITUTE OF INDUSTRIAL RESEARCH -OSHODI"	8,281,844,901.22
55	"FEDERAL INSTITUTE OF INDUSTRIAL RESEARCH, NORTH WEST ZONAL OFFICE, KANO"	475,000,000.00
56	"HYDRAULIC EQUIPMENT RESEARCH INSTITUTE - KANO"	18,706,651.52
57	"NIGERIA INSTITUTE OF LEATHER AND SCIENCE TECHNOLOGY (NILEST) HQTRS"	241,051,313.97
58	"HEAVY LEATHER MANUFACTURE CENTRE, MAIDUGURI"	12,507,108.41
59	"RAW HIDES & SKIN IMPROVEMENT CENTRE, JOS"	14,580,700.10
60	"SOUTH-WEST REGIONAL CLUSTER RESEARCH & DEVELOPMENT CENTER, ABEOKUTA - OGUN STATE"	19,413,231.25
61	"SOUTH-EAST REGIONAL LEATHER RESEARCH & DEVELOPMENT EXTENSION CENTER, OWERRI - IMO STATE"	46,717,471.61
62	"SCIENCE EQUIPMENT DEVELOPMENT INTITUTE - MINNA"	111,879,630.00
63	"TECHNOLOGY BUSINESS INCUBATOR CENTRE - ILORIN"	8,006,531.30
64	"TECHNOLOGY BUSINESS INCUBATOR CENTRE - TARABA"	23,325,303.86
65	"PROTOTYPE ENGINEERING DEVELOPMENT INSTITUTE , ILESHA"	1,200,600.00
66	SOKOTO ENERGY RESEARCH	114,065,948.00
67	"NATIONAL CENTRE FOR HYDROPOWER RESEARCH AND DEVELOPMENT ,UNIVERSITY OF ILORIN"	63,922,532.25
68	"NATIONAL CENTRE FOR ENERGY AND ENVIRONMENT ,UNIVERSITY OF BENIN"	19,502,954.29
69	ENERGY COMMISSION OF NIGERIA	446,250.00
70	"NATIONAL CENTRE FOR PETROLEUM RESEARCH AND DEVELOPMENT (NCPRD), ABUBAKAR TAFAWA BALEWA UNIVERSITY BAUCHI"	21,578,587.70
71	"TECHNOLOGY BUSINESS INCUBATION CENTRE ILE-IFE"	71,161,100.09
72	"NIGERIAN INSTITUTE OF TRANSPORT TECHNOLOGY"	7,258,700,990.96
73	NIGERIAN RAILWAY	275,995,869.62
74	MARITIME ACADEMY, ORON	360,661,824.03
75	NIGERIAN METEOROLOGICAL AGENCY	52,506,386.02
76	"FEDERAL MINISTRY OF POWER - HQTRS"	193,419,243.56
77	"OFFICE OF THE SURVEYOR-GENERAL OF THE FEDERATION"	276,857,381.16
78	FEDERAL SCHOOL OF SURVEY, OYO	4,000,000.00
79	"MINISTRY OF PETROLEUM RESOURCES HQTRS"	48,277,967.73
80	"NIGERIA INSTITUTE OF MINING AND GEOSCIENCE"	75,805,210.30
81	"REVENUE MOBILIZATION, ALLOCATION, AND FISCAL COMMISSION"	4,395,000.00
82	"FEDERAL MINISTRY OF WATER RESOURCES - HQTRS"	533,687,603.44
83	ANAMBRA/ IMO RBDA	7,937,739,034.30
84	CROSS RIVER RBDA	718,621,839.16
85	HADEJIA-JAMAÁ,ÁARE RBDA	157,297,890.40
86	LOWER BENUE RBDA	28,916,947.40
87	LOWER NIGER RBDA	33,498,827.66
88	NIGER DELTA RBDA	1,275,894,760.04
89	OGUN/ OSUN RBDA	24,992,106.74



35 A		
INVESTMENT PROPERTY -- contd.		
S/N	MDA	LAND & BUILDING - GENERAL
		320101
		₦
94	GURARA WATER MANAGEMENT AUTHORITY	125,269,286.44
LAW & JUSTICES SECTOR		
95	FEDERAL HIGH COURT-ABUJA	67,277,000.00
96	"FEDERAL MINISTRY OF JUSTICE - HQTRS"	379,556,224.17
97	LEGAL AID COUNCIL	18,084,393.32
98	"NIGERIA INSTITUTE OF ADVANCED LEGAL STUDIES"	163,684,905.98
99	"NATIONAL DRUG LAW ENFORCEMENT AGENCY"	1,515,089,822.08
100	"INDEPENDENT CORRUPT PRACTICES AND RELATED OFFENCES COMMISSION"	123,382,555.91
REGIONAL SECTOR		
101	"FEDERAL MINISTRY OF NIGER DELTA HQTRS"	3,054,274,367.56
SOCIAL SECTOR		
102	"CITIZENSHIP AND LEADERSHIP TRAINING CENTRE"	114,748,916.07
103	"NATIONAL YOUTH SERVICE CORPS (NYSC)"	14,844,473.82
104	"FEDERAL MINISTRY OF WOMEN AFFAIRS - HQTRS"	5,160,068.51
105	"NATIONAL CENTRE FOR WOMEN DEVELOPMENT"	207,374,017.26
106	FEDERAL MINISTRY OF EDUCATION - HQTRS	2,881,796,147.26
107	"WEST AFRICAN EXAMINATION COUNCIL (LOCAL)"	32,324,476.00
108	"NATIONAL INSTITUTE FOR EDUCATION PLANNING & ADMINISTRATION"	84,338,272.91
109	NATIONAL EXAMINATIONS COUNCIL	338,905,184.10
110	MASS LITERACY COUNCIL	52,004,299.91
111	NOMADIC EDUCATION COMMISSION	751,190,179.24
112	"NATIONAL EDUCATION RESEARCH & DEVELOPMENT COUNCIL"	22,234,855.98
113	"NATIONAL BUSINESS AND TECHNICAL EDUCATION BOARD"	7,814,047.82
114	"COMPUTER REGISTRATION COUNCIL OF NIGERIA"	14,595,000.00
115	"NATIONAL COMMISSION FOR COLLEGE EDUCATION SECRETARIAT"	3,537,590,091.52
116	NATIONAL TEACHERS INSTITUTE	252,318,948.86
117	FEDERAL POLYTECHNIC ADO-EKITI	520,350.00
118	FEDERAL POLYTECHNIC BIDA	428,366,575.23
119	FEDERAL POLYTECHNIC IDAH	3,838,840,887.73
120	FEDERAL POLYTECHNIC KAURA-NAMODA	1,562,842,571.99
121	FEDERAL POLYTECHNIC NASARAWA	520,350.00
122	"AKANU IBIAM FEDERAL POLYTECHNIC, UNWANA - AFIKPO"	3,801,048,991.75
123	FEDERAL POLYTECHNIC KADUNA	45,375,168.82
124	FEDERAL POLYTECHNIC OFFA	4,680,301,841.27
125	FEDERAL POLYTECHNIC OKO	3,810,537,943.00
126	FEDERAL POLYTECHNIC EKOWE	573,919,557.39
127	FEDERAL COLLEGE OF EDUCATION ABEOKUTA	2,722,739,364.04
128	FEDERAL COLLEGE OF EDUCATION AKOKA	589,737,802.00
129	FEDERAL COLLEGE OF EDUCATION BICHI	2,676,034,593.36
130	FEDERAL COLLEGE OF EDUCATION GOMBE	57,749,402.02
131	FEDERAL COLLEGE OF EDUCATION GUSAU	20,231,297.50
132	FEDERAL COLLEGE OF EDUCATION KANO	70,719,354.80
133	FEDERAL COLLEGE OF EDUCATION KATSINA	1,297,398,468.78
134	FEDERAL COLLEGE OF EDUCATION PANKSHIN	226,200,000.00





35 A		
INVESTMENT PROPERTY -- contd.		
S/N	MDA	LAND & BUILDING - GENERAL
		320101
		₦
139	UNIVERSITY OF NIGERIA, NNSUKA	1,600,302.44
140	AHMADU BELLO UNIVERSITY, ZARIA	8,498,038,158.00
141	UNIVERSITY OF BENIN	209,994,234.54
142	UNIVERSITY OF JOS	2,305,578,004.48
143	UNIVERSITY OF ILORIN	1,478,745,571.35
144	UNIVERSITY OF ABUJA	33,345,785.25
145	UNIVERSITY OF PORT HARCOURT	51,646,517.83
146	"ABUBAKAR TAFAWA BALEWA UNIVERSITY, BAUCHI"	1,433,568,889.19
147	"FEDERAL UNIVERSITY OF TECHNOLOGY, MINNA"	99,090,831.15
148	FEDERAL UNIVERSITY OF TECHNOLOGY, YOLA	238,677,365.79
149	UNIVERSITY OF UYO	2,739,336,119.77
150	UNIVERSITY OF MAIDUGURI	1,445,084,767.55
151	NNAMDI AZIKIWE UNIVERSITY, AWKA	140.00
152	BAYERO UNIVERSITY, KANO	215,309,737.28
153	USMAN DAN FODIO UNIVERSITY, SOKOTO	31,023,088.57
154	"FRENCH LANGUAGE VILLAGE BADAGARY, LAGOS"	417,555,139.00
155	"NATIONAL INSTITUE FOR NIGERIAN LANGUAGES"	70,350,283.75
156	FEDERAL UNIVERSITY OYE-EKITI	946,799,640.41
157	FEDERAL UNIVERSITY OTUOKE	11,630,000.00
158	FEDERAL UNIVERSITY DUTSE	863,967,536.83
159	"ALEX EKWUEME FEDERAL UNIVERSITY NDUFU ALIKE IKWO"	1,237,641,726.21
160	FEDERAL UNIVERSITY LAFIA	664,021,633.97
161	FEDERAL UNIVERSITY DUTSIN-MA	1,419,305,561.92
162	FEDERAL UNIVERSITY KASHERE	5,652,929,680.88
163	FEDERAL UNIVERSITY OF BERNIN KEBBI	2,730,497,721.23
164	NATIONAL OPEN UNIVERSITY	472,974,523.77
165	F.S.C. SOKOTO	59,500,683.48
166	FGC AZARE	1,692,338,372.09
167	FGC BUNI-YADI	22,944,000.00
168	FGC IKURIN	11,555,000.00
169	FGC JOS	43,000,000.00
170	FGC KADUNA	112,238,624.26
171	FGC KANO	1,149,765,691.88
172	FGC KEFFI	5,164,979.88
173	FGC KIYAWA	18,636,363.63
174	FGC MINNA	114,606,234.84
175	FGC ODOGBOLU	28,784,773.48
176	FGC OHAFIA	11,979,606.47
177	FGC POTISKUM	70,014,814.82
178	FGC WARRI	61,203,463.03
179	FGGC ANKA	585,335,603.28
180	FGGC KEANA	29,684,582.00
181	FGGC MONGUNO	56,780,000.00
182	FGGC, YOLA	69,951,890.77



35 A		
INVESTMENT PROPERTY -- contd.		
S/N	MDA	LAND & BUILDING - GENERAL
		320101
		₦
187	"NATIONAL PRIMARY HEALTH CARE DEVELOPMENT AGENCY"	7,992,230.00
188	HEALTH RECORDS REGISTRATION BOARD	2,800,000.00
189	PHARMACIST COUNCIL OF NIGERIA COUNCIL	6,888,750.00
190	"PHC TUTORS PROGRAMME,KADUNA POLYTECHNIC"	2,450,000.00
191	UNIVERSITY COLLEGE HOSPITAL IBADAN	202,752,470.14
192	LAGOS UNIVERSITY TEACHING HOSPITAL	21,472,500.00
193	"AHMADU BELLO UNIVERSITY TEACHING HOSPITAL"	10,000,000.00
194	"OBAFEMI AWOLowo UNIVERSITY TEACHING HOSPITAL"	383,376,681.81
195	JOS UNIVERSITY TEACHING HOSPITAL	50,519,293.79
196	"NNAMDI AZIKIWE UNIVERSITY TEACHING HOSPITAL, NNEWI"	27,850,700.00
197	"UNIVERSITY OF ABUJA TEACHING HOSPITAL, GWAGWALADA"	45,941,884.95
198	FEDERAL TEACHING HOSPITAL, ABAKALIKI	4,448,092,481.46
199	FEDERAL TEACHING HOSPITAL, GOMBE	62,223,948.79
200	IRRUA SPECIALIST TEACHING HOSPITAL, IRRUA	86,121,099.92
201	FEDERAL PSYCHIATRIC HOSPITAL KADUNA	912,449,040.74
202	NATIONAL ORTHOPAEDIC HOSPITAL LAGOS	15,425,167.91
203	NATIONAL ORTHOPAEDIC HOSPITAL ENUGU	8,051,588.00
204	FEDERAL MEDICAL CENTRE, UMUAHIA	106,122,871.00
205	FEDERAL MEDICAL CENTRE, KOGI	105,588,149.00
206	FEDERAL MEDICAL CENTRE, KEBBI STATE	9,100,000.00
207	FEDERAL MEDICAL CENTRE, BAYELSA STATE	11,152,602.50
208	INTERCOUNTRY CENTRE FOR ORAL HEALTH JOS	4,712,500.00
209	INSTITUTE OF CHILD HEALTH (UCH) IBADAN	139,737,324.85
210	"MEDICAL LAB. SCIENCE COUNCIL OF NIGERIA, YABA"	35,099,511.26
211	NATIONAL PARK HEADQUARTERS	58,441,811.06
212	FORESTRY RESEARCH INSTITUTE OF IBADAN	29,555,869.81
213	FORESTRY MECHANISATION COLLEGE AFAKA	26,036,094.37
	TOTAL	138,153,115,240.40






NOTE 35	
INVESTMENT PROPERTY	
	INVESTMENT PROPERTY
	3202
	₦
AS AT 01/01/2020	28,139,542,060.12
ADDITION DURING THE YEAR	110,013,573,180.28
ADD REVALUATION	
LESS DISPOSAL	
IMPAIRMENT CHARGES	
TOTALS	138,153,115,240.40
ACCUMULATED DEPRECIATION 01/01/2020	
ADD CHARGES DURING THE YEAR	-
LESS DISPOSAL DEPRECIATION	
TOTALS	-
CARRYING AMOUNT 31/12/2020	138,153,115,240.40
CARRYING AMOUNT 31/12/2019	21,479,092,830.43





NOTE 36 A		
INTANGIBLE ASSET		
S/N	MDA	INTANGIBLE ASSET
		₦
ADMINISTRATIVE SECTOR		
1	STATE HOUSE - HQTRS	10,395,548,007.18
2	"STATE HOUSE OPERATIONS - VICE PRESIDENT"	113,526,597.61
3	STATE HOUSE LAGOS LIAISON OFFICE	10,379,571.00
4	"OFFICE OF THE SENIOR SPECIAL ASSISTANT TO THE PRESIDENT - MDGS (OSSAP-MDGS)"	109,114,166,674.95
5	NIPSS, KURU	429,256,033.37
6	BUREAU OF PUBLIC ENTERPRISES (BPE)	388,039,028.48
7	"ECONOMIC AND FINANCIAL CRIMES COMMISSION (EFCC)"	183,997,645.88
8	"NIGERIAN FINANCIAL INTELLIGENCE UNIT (NFIU)"	909,572,975.52
9	"BUREAU OF PUBLIC PROCUREMENT (BPP)"	515,558,282.79
10	"NIGERIA EXTRACTIVE INDUSTRIES TRANSPARENCY INITIATIVE (NEITI)"	844,534,300.26
11	"NIGERIA ATOMIC ENERGY COMMISSION & ITS CENTRES"	2,239,656,157.28
12	"OFFICE OF THE CHIEF ECONOMIC ADVISER TO THE PRESIDENT"	83,516,419.98
13	GENERAL SERVICE	2,774,806,882.77
14	"MINISTRY OF DEFENCE - MOD HQTRS"	36,772,106,644.45
15	"DEFENCE RESEARCH AND DEVELOPMENT BUREAU"	995,763,160.45
16	NIGERIAN ARMY	993,336,534.09
17	NIGERIAN AIRFORCE	1,822,584,705.00
18	NIGERIAN DEFENCE COLLEGE	129,022,239.79
19	"COMMAND AND STAFF COLLEGE, JAJI"	973,015,426.50
20	"DEFENCE INDUSTRIES CORPORATION OF NIGERIA (DICON)"	252,506,978.76
21	DEFENCE MISSIONS	2,863,000,000.00
22	"DEFENCE SPACE ADMINISTRATION"	48,830,125.00
23	"MINISTRY OF FOREIGN AFFAIRS - HQTRS"	3,507,321,248.68
24	"NIGERIANS IN DIASPORA COMMISSION (NIDC)"	128,000,000.03
25	TECHNICAL AIDS CORPS	8,620,065,297.29
26	"FOREIGN SERVICE ACADEMY (FSA)"	305,838,598.26
27	"INSTITUTE FOR PEACE AND CONFLICT RESOLUTION"	759,519,997.60
28	"DIRECTORATE OF TECHNICAL COOP. IN AFRICA"	1,525,463,289.10
29	"NIGERIAN INSTITUTE OF INTERNATIONAL AFFAIRS, LAGOS"	121,111,665.55
30	FOREIGN MISSION: ABIDJAN	14,435,000.00
31	FOREIGN MISSION: ACCRA	27,247,611.94
32	"FOREIGN MISSION: ADDIS ABABA"	24,777,315.51
33	FOREIGN MISSION: ALGIERS	155,443,624.92
34	FOREIGN MISSION: ANKARA	186,805,923.21
35	FOREIGN MISSION: ATHENS	129,660,362.50
36	FOREIGN MISSION: ATLANTA	17,165,624.41
37	FOREIGN MISSION: BAMAKO	19,010,546.68
38	FOREIGN MISSION: BANGKOK	55,660,930.04
39	FOREIGN MISSION: BANJUL	65,246,258.52
40	FOREIGN MISSION: BATA	7,874,924.92
41	FOREIGN MISSION: BEIRUT	18,234,989.95
42	FOREIGN MISSION: BERLIN	40,547,847.22
43	FOREIGN MISSION: BERNE	60,785,393.97

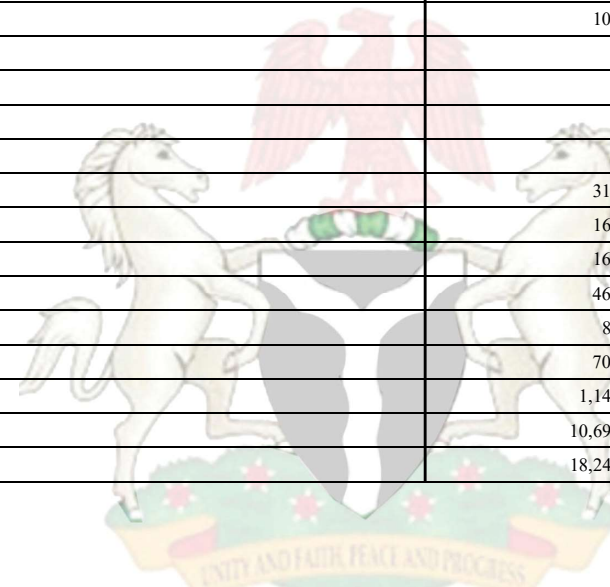




NOTE 36 A		
INTANGIBLE ASSET -- contd.		
S/N	MDA	INTANGIBLE ASSET
		₦
44	FOREIGN MISSION: BISSAU	122,098,639.95
45	FOREIGN MISSION: BRUSSELS	109,923,686.40
46	"FOREIGN MISSION: BUJUMBURA"	4,028,939.07
47	FOREIGN MISSION: CAIRO	18,534,822.19
48	FOREIGN MISSION: CONAKRY	36,728,283.79
49	FOREIGN MISSION: COTONOU	469,515,237.53
50	FOREIGN MISSION: DAKAR	63,940,753.68
51	"FOREIGN MISSION: DAR-ES- SALAAM"	167,048,086.37
52	FOREIGN MISSION: GENEVA	149,218,756.06
53	FOREIGN MISSION: HANOI	323,730,160.42
54	FOREIGN MISSION: HARARE	45,214,842.43
55	"FOREIGN MISSION: HONGKONG"	19,319,646.45
56	FOREIGN MISSION:	2,084,917.32
57	FOREIGN MISSION: JAKARTA	194,900,717.23
58	FOREIGN MISSION: JEDDAH	1,974,133.03
59	"FOREIGN MISSION: JOHANNESBURG"	76,700,194.09
60	FOREIGN MISSION: KAMPALA	126,598,376.57
61	FOREIGN MISSION:KHARTOUM	18,181,818.18
62	"FOREIGN MISSION: KIGALI RWANDA"	30,645,033.74
63	FOREIGN MISSION: KUWAIT	217,765,966.80
64	FOREIGN MISSION: MALABO	30,842,372.48
65	FOREIGN MISSION: MANILLA	10,569,656.07
66	"FOREIGN MISSION: MEXICO CITY"	189,198,506.65
67	FOREIGN MISSION: MOSCOW	166,629,445.22
68	FOREIGN MISSION: NAIROBI	128,425,367.43
69	"FOREIGN MISSION: NNJC - NIAMEY"	218,052,582.46
70	FOREIGN MISSION: OTTAWA	251,675,126.96
71	"FOREIGN MISSION: OUAGADOUGOU"	109,264,861.90
72	FOREIGN MISSION: PRETORIA	261,110,197.06
73	FOREIGN MISSION: RABAT	164,615,668.07
74	FOREIGN MISSION: SEOUL	5,987,689.00
75	FOREIGN MISSION: SHANGHAI	5,503,897.08
76	FOREIGN MISSION:SINGAPORE	80,514,396.36
77	FOREIGN MISSION: TEHRAN	65,274,507.97
78	FOREIGN MISSION: TEL AVIV	146,619,945.06
79	FOREIGN MISSION: THE HAGUE	66,475,865.83
80	FOREIGN MISSION: TOKYO	16,331,232.24
81	FOREIGN MISSION: TUNIS	48,723,498.21
82	FOREIGN MISSION: WINDHOEK	13,215,612.83
83	"FOREIGN MISSION, JUBA, SOUTH SUDAN"	63,542,945.39
84	"FOREIGN MISSION LILONGWE, MALAWI"	61,273,581.53
85	"CONSULATE GENERAL FRANKFURT, GERMANY"	148,841,491.11
86	"FOREIGN MISSION DOHA, QATAR"	98,598,472.13
87	"FOREIGN MISSION GUANGZHOU, CHINA"	183,901,464.28
88	"FEDERAL MINISTRY OF INFORMATION & CULTURE - HQTRS"	3,045,845,983.25



NOTE 36 A		
INTANGIBLE ASSET -- contd.		
S/N	MDA	INTANGIBLE ASSET
		₦
89	"FEDERAL RADIO CORPORATION OF NIGERIA"	1,057,631,533.50
90	NEWS AGENCY OF NIGERIA	120,805,253.68
91	VOICE OF NIGERIA	360,092,268.37
92	NIGERIAN FILM CORPORATION	2,544,848,603.06
93	NATIONAL BROADCASTING	930,222,437.16
94	NIGERIA PRESS COUNCIL	190,801,626.29
95	"NATIONAL FILM AND VIDEO CENSOR BOARD"	2,034,662,044.23
96	ADVERTISING PRACTITIONERS OF NIGERIA	45,647,326.20
97	"NIGERIAN TOURISM DEVELOPMENT CORPORATION"	976,153,332.97
98	"NATIONAL COMMISSION FOR MUSEUMS AND MONUMENTS"	460,816,679.14
99	"NATIONAL COUNCIL OF ARTS AND CULTURE"	2,389,896,627.71
100	"CENTRE FOR BLACK AFRICAN ARTS AND CIVILISATION"	606,943,211.24
101	NATIONAL TROUPE OF NIGERIA	109,633,324.00
102	NATIONAL THEATRE	46,247,495.43
103	NATIONAL GALLERY OF ART	632,892,158.94
104	NATIONAL WAR MUSEUM - UMUAHIA	4,615,524.99
105	NATIONAL INST. OF HOSPITALITY AND TOURISM DEVELOPMENT STUDIES	411,658,579.82
106	"NATIONAL INSTITUTE FOR CULTURE ORIENTATION"	2,125,824,905.05
107	"INSTITUTE OF ARCHEOLOGY AND MUSEUM STUDIES, JOS"	7,995,800.00
108	NATIONAL ORIENTATION AGENCY	432,044,507.95
109	MINISTRY OF INTERIOR - HQTRS	1,318,556,738.92
110	NIGERIA CORRECTIONAL SERVICE	1,426,304,777.89
111	NIGERIA IMMIGRATION SERVICE	5,291,164,047.40
112	"NIGERIA SECURITY AND CIVIL DEFENCE CORPS"	1,040,237,848.25
113	"CIVIL DEFENCE, IMMIGRATION AND PRISON SERVICE BOARD (CIPB)"	1,378,481,917.31
114	CUSTOM, IMMIGRATION, PRISON PENSION OFFICE (CIPPO)	159,101,800.00
115	FEDERAL FIRE SERVICE	3,789,792,687.81
116	"NIGERIA POLICE ACADEMY WUDIL, KANO"	14,932,863.40
117	"POLICE FORMATIONS AND COMMANDS"	15,146,131,301.12
118	"OFFICE OF THE HEAD OF THE CIVIL SERVICE OF THE FEDERATION - HQTRS"	2,695,151,401.33
119	"FEDERAL GOVT STAFF HOUSING LOANS BOARD"	1,202,444,392.14
120	"ADMINISTRATIVE STAFF COLLEGE OF NIGERIA"	103,733,751.19
121	FEDERAL TRAINING CENTRE,ILORIN	2,623,600.00
122	FEDERAL TRAINING CENTRE,LAGOS	3,407,600.00
123	FEDERAL TRAINING CENTRE,MAIDUGURI	2,914,700.00
124	FEDERAL TRAINING CENTRE,CALABAR	2,996,400.00
125	PUBLIC SERVICE INSTITUTE OF NIGERIA.	312,887,264.06
126	BUREAU OF PUBLIC SERVICE REFORMS	166,821,444.20
127	"AUDITOR GENERAL FOR THE FEDERATION"	166,839,630.00
128	PUBLIC COMPLAINTS COMMISSION	464,274,495.46
129	FEDERAL CIVIL SERVICE COMMISSION	89,230,046.60
130	FEDERAL CHARACTER COMMISSION	707,704,714.57
131	"FEDERAL MINISTRY OF POLICE AFFAIRS"	1,141,501,824.08
132	"MINISTRY OF COMMUNICATION TECHNOLOGY HQTRS"	10,699,844,031.76
133	NATIONAL SECURITY ADVISER	18,249,948,920.00





NOTE 36 A		
INTANGIBLE ASSET -- contd.		
S/N	MDA	INTANGIBLE ASSET
		₦
134	"DIRECTORATE OF STATE SECURITY SERVICE"	2,960,605,756.60
135	"NATIONAL INTELLIGENCE AGENCY"	3,131,986,000.00
136	PRESIDENTIAL AIR FLEETS (STATE HOUSE)	4,649,547,490.00
137	CODE OF CONDUCT TRIBUNAL	19,689,042.37
138	"INFRASTRUCTURE CONCESSION REGULATORY COMMISSION"	294,381,416.03
139	"SECRETARY TO THE GOVERNMENT OF THE FEDERATION HQTRS"	11,041,512,142.07
140	SPECIAL DUTIES SGF	3,273,595,250.02
141	"NATIONAL IDENTITY MANAGEMENT COMMISSION"	5,207,230,707.43
142	NATIONAL MERIT AWARD	316,010,916.29
143	FEDERAL ROAD SAFETY COMMISSION	1,219,323,593.16
144	PRESIDENTIAL ADVISORY COMMITTEE	138,214,259.05
145	"NEW PARTNERSHIP FOR AFRICAN DEVELOPMENT"	1,217,709,592.06
146	"NATIONAL AGENCY FOR THE CONTROL OF AIDS (NACA)"	11,978,041,639.40
147	"NATIONAL HAJJ COMMISSION OF NIGERIA"	492,128,380.60
148	"NIGERIA CHRISTIAN PILGRIM COMMISSION"	192,850,670.13
149	NATIONAL LOTTERY TRUST FUND	474,120,337.28
150	"NATIONAL LOTTERY REGULATORY COMMISSION"	426,626,160.87
151	SERVICOM	66,561,184.09
152	"PRESIDENTIAL TECHNICAL COMMITTEE ON LAND REFORMS"	1,934,785.50
153	"NATIONAL BOUNDARY COMMISSION (NBC) HQTRS"	1,391,950,178.84
154	"BORDER COMMUNITIES DEVELOPMENT AGENCY (BCDA) HQTRS"	2,609,022,226.80
155	"FEDERAL MINISTRY OF SPECIAL DUTIES & INTER - GOVERNMENTAL AFFAIRS HQTRS"	3,818,855,517.19
156	TERTIARY EDUCATION TRUST FUND	338,060,528.73
ECONOMIC SECTOR		
157	"FEDERAL MINISTRY OF AGRICULTURE AND RURAL DEVELOPMENT HQTRS"	98,083,056,049.83
158	"FEDERAL COLLEGE OF PRODUCE INSPECTION AND STORED PRODUCTS TECHNOLOGY, KANO"	1,825,561,591.09
159	"AGRICULTURAL RESEARCH AND MANAGEMENT INSTITUTE (ARMTI) - ILORIN"	2,006,608,618.26
160	"NATIONAL CENTRE FOR AGRICULTURAL MECHANISATION- ILORIN"	5,498,764,026.11
161	"NATIONAL CEREALS RESEARCH INSTITUTE- BADEGGI"	3,195,629,312.54
162	"NATIONAL VETERINARY RESEARCH INSTITUTE-VOM"	1,613,296,758.05
163	"NATIONAL ROOT CROPS RESEARCH INSTITUTE- UMUDIKE"	2,095,203,129.53
164	"NATIONAL INSTITUTE FOR OIL PALM RESEARCH (NIFOR) - BENIN"	212,064,542.18
165	"INSTITUTE OF AGRICULTURAL RESEARCH- ZARIA"	1,307,672,240.54
166	"NATIONAL ANIMAL PRODUCT RESEARCH INSTITUTE- ZARIA"	2,138,204,870.73
167	"NATIONAL HORTICULTURAL RESEARCH INSTITUTE- IBADAN"	1,191,000,431.70
168	"NATIONAL AGRICULTURAL LANDDEVELOPMENT AUTHORITY (NALDA) HQTRS"	2,356,863,754.91
169	COCOA RESEARCH INSTITUTE- IBADAN	861,975,610.33
170	"INSTITUTE OF AGRICULTURAL RESEARCH AND TRAINING- IBADAN"	586,663,531.09
171	RUBBER RESEARCH INSTITUTE- BENIN	751,345,462.31
172	"NATIONAL INSTITUTE OF FRESHWATER FISH- NEW BUSSA"	1,004,704,989.11
173	"NATIONAL AGRIC. EXTENSION RESEARCH LIAISON SERVICES- ZARIA"	706,652,376.97
174	VETERINARY COUNCIL OF NIGERIA	1,401,810.00
175	"FEDERAL COLLEGE OF ANIMAL HEALTH AND PRODUCTION TECHNOLOGY - IBADAN"	710,170,818.92
176	FEDERAL COLLEGE OF AGRICULTURE - AKURE	751,844,333.73
177	"FEDERAL COLLEGE OF AGRICULTURE, MOORE PLANTATION- IBADAN"	1,058,506,966.47



NOTE 36 A		
INTANGIBLE ASSET -- contd.		
S/N	MDA	INTANGIBLE ASSET
		₦
178	"FEDERAL COLLEGE OF AGRICULTURE - ISHIAGU"	364,520,755.62
179	"FEDERAL COLLEGE OF FRESH WATER FISHERIES TECHNOLOGY - NEW BUSSA"	133,003,824.29
180	"FEDERAL COLLEGE OF ANIMAL HEALTH AND PRODUCTION TECHNOLOGY - VOM"	341,908,940.66
181	"COLLEGE OF VETERINARY AND MEDICAL LABORATORY TECHNOLOGY - VOM"	311,622,682.80
182	"FEDERAL COLLEGE OF FRESH WATER FISHERIES - BAGA"	2,153,590,542.11
183	"FEDERAL COLLEGE OF FISHERIES AND MARINE TECHNOLOGY - LAGOS"	2,652,260,990.33
184	FEDERAL CO-OPERATIVE COLLEGE- IBADAN	264,523,768.18
185	FEDERAL CO-OPERATIVE COLLEGE- KADUNA	385,275,768.71
186	FEDERAL CO-OPERATIVE COLLEGE- OJI RIVER	3,777,643,951.17
187	"FEDERAL COLLEGE OF LAND RESOURCES TECHNOLOGY - OWERRI"	251,114,025.37
188	"FEDERAL COLLEGE OF LAND RESOURCES TECHNOLOGY, KURU - JOS"	1,332,767,383.77
189	"FEDERAL COLLEGE OF HORTICULTURE, DADIN-KOWA, GOMBE"	2,937,735,258.96
190	"NATIONAL AGRICULTURAL INSURANCE CORPORATION (NAIC)"	67,546,042.02
191	NIGERIAN INSTITUTE OF ANIMAL SCIENCE	532,003,132.95
192	"NIGERIAN INSTITUTE OF SOIL SCIENCE (NISS) HQTRS"	2,466,707,227.67
193	"NIGERIA STORED PRODUCTS RESEARCH, ILORIN"	12,013,834,162.04
194	NATIONAL AGRICULTURE SEEDS COUNCIL	1,694,480,021.39
195	"NIGERIA AGRICULTURAL QUARANTINE SERVICE"	1,833,500,330.36
196	"AGRICULTURAL RESEARCH COUNCIL OF NIGERIA"	796,104,730.10
197	"OFFICE OF THE PERMANENT REPRESENTATIVE TO FAO"	268,665,622.35
198	LAKE CHAD RESEARCH INSTITUTE MAIDUGURI	1,388,486,187.29
199	"NIGERIA INSTITUTE OF OCEANOGRAPHY AND MARINE RESEARCH"	7,466,609,693.30
200	"FEDERAL UNIVERSITY OF AGRICULTURE, ABEOKUTA"	704,008,400.17
201	"FEDERAL UNIVERSITY OF AGRICULTURE, MAKURDI"	248,150,055.70
202	"MICHAEL OKPARA UNIVERSITY OF AGRICULTURE, UMUDIKE"	612,084,241.23
203	"FEDERAL MINISTRY OF FINANCE, BUDGET AND NATIONAL PLANNING - HQTRS"	6,152,431,000.17
204	DEBT MANAGEMENT OFFICE	15,954,600.00
205	INVESTMENT AND SECURITIES TRIBUNAL	49,793,600.00
206	"OFFICE OF THE ACCOUNTANT-GENERAL OF THE FEDERATION"	206,246,411,107.48
207	ZONAL OFFICE PORTHARCOURT	86,357,163.51
208	"PENSION TRANSITIONAL ARRANGEMENT DEPARTMENT (PTAD) HQTRS"	2,348,133,094.33
209	BUDGET OFFICE OF THE FEDERATION	1,669,583,247.86
210	SERVICE WIDE VOTE	255,942,700.04
211	"CENTRE FOR MANAGEMENT DEVELOPMENT DEVELOPMENT"	446,043,867.20
212	NATIONAL BUREAU OF STATISTICS	1,415,785,226.11
213	"NIGERIA INSTITUTE OF SOCIAL AND ECONOMIC RESEARCH"	3,198,777,686.24
214	BUDGET OFFICE OF THE FEDERATION	602,128,857.56
215	"FEDERAL MINISTRY OF INDUSTRY, TRADE AND INVESTMENT - HQTRS"	16,367,876,300.43
216	"STANDARD ORGANIZATION OF NIGERIA"	53,407,100.00
217	"NATIONAL AUTOMOTIVE DESIGN & DEVELOPMENT COUNCIL (NADDC) HQTRS"	1,139,859,290.82
218	INDUSTRIAL TRAINING FUND	6,622,238,336.72
219	"NIGERIAN EXPORT PROMOTION COUNCIL"	448,565,694.84
220	"FINANCIAL REPORTING COUNCIL OF NIGERIA"	804,000.00
221	"NIGERIAN EXPORT PROCESSING ZONES AUTHORITY"	3,247,706,082.23
222	CONSUMER PROTECTION COUNCIL	1,398,023,504.12






NOTE 36 A		
INTANGIBLE ASSET -- contd.		
S/N	MDA	INTANGIBLE ASSET
		₦
223	"LAGOS INTERNATIONAL TRADE FAIR COMPLEX MANAGEMENT BOARD"	30,162,121.50
224	FEDERAL PRODUCE INSPECTION	47,572,411.80
225	"EXTERNAL TRADE SECTOR, GENEVA (WTO)"	195,087,015.60
226	"OIL AND GAS FREE ZONES AUTHORITY, NIGERIA (OGFZA)"	2,435,186,342.32
227	"TAFAWA BALEWA SQUARE MANAGEMENT BOARD"	552,958,209.27
228	"NIGERIA COMMODITY EXCHANGE (NCX)"	567,492,766.75
229	NIGERIA TRADE OFFICE, TAIWAN	112,627,596.50
230	NIGERIA TRADE OFFICE, CHINA	6,873,501,411.71
231	SMEDAN - H/QTRS	31,215,897,740.66
232	"NIGERIAN INVESTMENT PROMOTION COUNCIL HQTRS"	23,684,600.00
233	"NIGERIA OFFICE FOR TRADE NEGOTIATION (NOTN) ABUJA"	644,744,790.02
234	"FEDERAL MINISTRY OF LABOUR AND EMPLOYMENT - HQTRS"	3,850,093,822.58
235	INDUSTRIAL ARBITRATION PANEL	297,369,089.41
236	"MICHAEL IMODU INSTITUTE OF LABOUR STUDIES"	1,177,257,211.28
237	NATIONAL PRODUCTIVITY CENTRE	8,166,595,093.75
238	"NATIONAL DIRECTORATE OF EMPLOYMENT"	13,858,864,426.34
239	GENEVA LABOUR DESK OFFICE	1,231,675,830.42
240	"FEDERAL MINISTRY OF SCIENCE AND TECHNOLOGY - HQTRS"	6,095,643,419.58
241	"NATIONAL AGENCY FOR SCIENCE AND ENGINEERING INFRASTRUCTURES HQTRS"	1,503,177,073.37
242	"SHEDA SCIENCE AND TECHNOLOGY COMPLEX - ABUJA"	1,081,566,251.97
243	"NIGERIA NATURAL MEDICINE DEVELOPMENT AGENCY"	547,619,733.72
244	"NATIONAL SPACE RESEARCH AND DEVELOPMENT AGENCY - ABUJA"	700,842,129.97
245	"CENTRE FOR ATMOSPHERIC RESEARCH - ANYIGBA, KOGI STATE"	135,021,935.12
246	"ADVANCED SPACE TECHNOLOGY APPLICATION LABORATORY UYO AKWA IBOM STATE"	26,240,316.25
247	"CENTRE FOR GEODESY AND GEODYNAMICS - TORO BAUCHI STATE"	539,976,555.26
248	"AFRICAN REGIONAL CENTRE FOR SPACE EDUCATION - ILE IFE, OSUN STATE"	61,299,449.55
249	"CENTRE FOR SPACE TRANSPORT PROPULSION - EPE, LAGOS"	155,683,096.10
250	"CENTRE FOR BASIC SPACE SCIENCE - NSUKKA,"	575,359,015.99
251	"NATIONAL CENTRE FOR REMOTE SENSING - JOS, PLATEAU STATE"	352,407,523.60
252	"ADVANCED AEROSPACE ENGINE LABORATORY, OKA - ONDO STATE"	8,928,000.00
253	"ADVANCED UNMANNED AERIAL LABORATORY, UBURU - EBONYI STATE"	20,329,275.00
254	"NASRDA INSTITUTE OF SPACE SCIENCE & ENGINEERING, ABUJA"	22,625,425.90
255	"ZONAL ADVANCED SPACE TECHNOLOGY APPLICATION, KASHERE - GOMBE STATE"	13,524,799.76
256	"ZONAL ADVANCE SPACE TECHNOLOGY APPLICATION, LANGTANG , PLATEAU STATE"	28,226,000.00
257	COOPERATIVE INFORMATION NETWORK	2,160,000.00
258	"NATIONAL BIOTECHNOLOGY DEVELOPMENT AGENCY - ABUJA"	565,993,802.08
259	"BIORESOURCE DEVELOPMENT CENTRE JALINGO, TARABA STATE"	144,557,720.00
260	"BIORESOURCE DEVELOPMENT CENTRE ODI, BAYELSA STATE"	77,563,635.63
261	"BIORESOURCE DEVELOPMENT CENTRE OGBOMOSO, OYO STATE"	24,399,446.88
262	"BIORESOURCE DEVELOPMENT CENTRE OWODE, OGUN STATE"	143,033,191.82
263	"BIORESOURCE DEVELOPMENT CENTRE AROCHUKWU, ABIA STATE"	44,885,568.99
264	"BIORESOURCE DEVELOPMENT CENTRE KANO, KANO STATE"	58,250.00
265	"BIORESOURCE DEVELOPMENT CENTRE - EFFRAYA, CROSS RIVER STATE"	65,333.31
266	"AQUATIC BIORRESOURCES TRAINING CENTRE TUNARI TARABA STATE"	2,970,824.00
267	"BIORESOURCE DEVELOPMENT CENTRE DAPCHI, YOBE STATE"	33,947,880.00



NOTE 36 A		
INTANGIBLE ASSET -- contd.		
S/N	MDA	INTANGIBLE ASSET
		₦
268	"BIORESOURCE DEVELOPMENT CENTRE DIKWA BORNO STATE"	64,244,099.98
269	"BIORESOURCE DEVELOPMENT CENTRE BILIRI GOMBE STATE"	7,811,764.50
270	"BIORESOURCE DEVELOPMENT CENTRE CHIBOK, BORNO STATE"	56,314,760.84
271	"BIORESOURCE DEVELOPMENT CENTRE, LANGTANG PLATEAU STATE"	1,685,000.00
272	"BIORESOURCE DEVELOPMENT CENTRE MAKURDI, BENUE STATE"	30,995,055.00
273	"BIORESOURCE DEVELOPMENT CENTRE, MICHKA ADAMAWA STATE"	4,800,000.00
274	"BIORESOURCE DEVELOPMENT CENTRE, ABAGANA ANAMBRA STATE"	10,900,000.00
275	"BIORESOURCE DEVELOPMENT CENTRE, OKA AKOKO ONDO STATE"	11,940,900.00
276	"BIORESOURCE DEVELOPMENT CENTRE, BOGORO, BAUCHI STATE"	12,846,413.30
277	"BOARD FOR TECHNOLOGY BUSINESS INCUBATOR CENTRE - ABUJA"	1,238,419,298.15
278	TECHNOLOGY INCUBATION CENTRE, GOMBE	2,250,000.00
279	TECHNOLOGY INCUBATION CENTRE, KATSINA	670,000.00
280	TECHNOLOGY INCUBATION CENTRE, LAFIA	3,617,475.00
281	TECHNOLOGY INCUBATION CENTRE, LOKOJA	2,913,023.26
282	"TECHNOLOGY INCUBATION CENTRE, MAKURDI"	2,200,000.00
283	NORTH CENTRAL ZONAL OFFICE, MINNA	5,970,000.00
284	SOUTH SOUTH ZONAL OFFICE, BENIN	23,480,344.12
285	SOUTH EAST ZONAL OFFICE, NNEWI	10,519,049.50
286	"TECHNOLOGY BUSINESS INCUBATOR CENTRE - AGEGE"	59,340,329.54
287	"TECHNOLOGY BUSINESS INCUBATOR CENTRE - ABA"	27,203,639.28
288	"TECHNOLOGY BUSINESS INCUBATOR CENTRE - KANO"	20,199,455.65
289	"TECHNOLOGY BUSINESS INCUBATOR CENTRE - NNEWI"	61,971,620.90
290	"TECHNOLOGY BUSINESS INCUBATOR CENTRE - CALABAR"	118,600.00
291	"TECHNOLOGY BUSINESS INCUBATOR CENTRE - MINNA"	22,385,076.26
292	"TECHNOLOGY BUSINESS INCUBATOR CENTRE - WARRI"	4,261,730.59
293	"TECHNOLOGY BUSINESS INCUBATOR CENTRE - MAIDUGURI"	33,759,315.00
294	"TECHNOLOGY BUSINESS INCUBATOR CENTRE - GUSAU"	254,660.85
295	"TECHNOLOGY BUSINESS INCUBATOR CENTRE - UYO"	3,807,833.04
296	"TECHNOLOGY BUSINESS INCUBATOR CENTRE - B/ KEBBI"	2,485,000.01
297	"TECHNOLOGY BUSINESS INCUBATOR CENTRE - IGBOTAKO"	12,571,414.00
298	"TECHNOLOGY BUSINESS INCUBATOR CENTRE - BAUCHI"	18,376,598.50
299	"TECHNOLOGY BUSINESS INCUBATOR CENTRE - IBADAN"	17,480,175.20
300	"TECHNOLOGY BUSINESS INCUBATOR CENTRE - BENIN"	20,987,108.75
301	"TECHNOLOGY BUSINESS INCUBATOR CENTRE - OKWE ONUIMO"	23,644,852.24
302	"TECHNOLOGY BUSINESS INCUBATOR CENTRE - ABEOKUTA"	7,770,750.00
303	"TECHNOLOGY BUSINESS INCUBATOR CENTRE - YOLA"	3,216,025.00
304	"TECHNOLOGY BUSINESS INCUBATOR CENTRE - JOS"	33,033,074.63
305	"TECHNOLOGY BUSINESS INCUBATOR CENTRE - YENEGOA"	45,790,263.95
306	"NATIONAL CENTRE FOR GENETIC RESEARCH AND BIOTECHNOLOGY - IBADAN"	64,782,935.46
307	"ELECTRONICS DEVELOPMENT INSTITUTE (ELDI), AWKA"	109,474,391.65
308	"NATIONAL CENTRE FOR TECHNOLOGY MANAGEMENT, HQTRS, ILE IFE"	186,732,699.16
309	"REGIONAL CENTRE FOR TECHNOLOGY MANAGEMENT (NACETEM - LAGOS)"	9,720,038.25
310	"NATIONAL ENGINEERING DESIGN AND DEVELOPMENT CENTRE -NNEWI"	83,460,506.55
311	AFRICA REGIONAL CENTRE FOR SPACE SCIENCE & TECHNOLOGY - ILE-IFE	193,722,728.27
312	"CENTRE FOR SATELLITE TECHNOLOGY DEVELOPMENT - ABUJA"	274,400,097.16

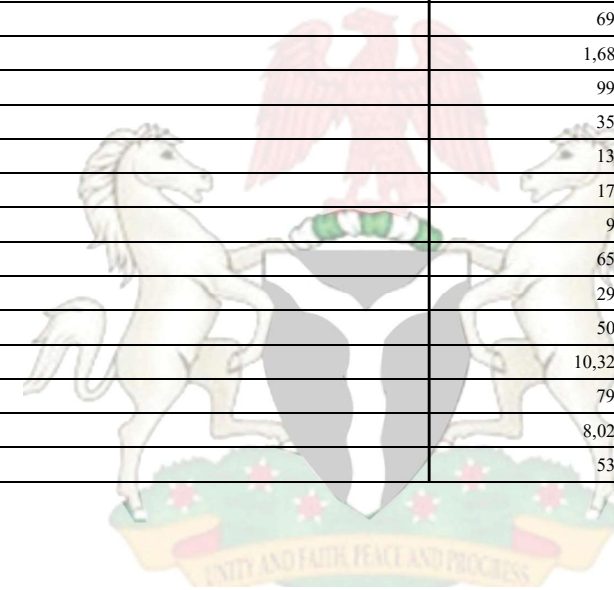




NOTE 36 A		
INTANGIBLE ASSET -- contd.		
S/N	MDA	INTANGIBLE ASSET
		₦
313	"NIGERIAN BUILDING AND ROAD RESEARCH INSTITUTE - LAGOS"	438,062,710.94
314	PROJECT DEVELOPMENT INSTITUTE - ENUGU	4,613,332,174.27
315	"NATIONAL OFFICE OF TECHNOLOGY ACQUISITION AND PROMOTION - ABUJA"	300,946,198.52
316	"NATIONAL RESEARCH INSTITUTE FOR CHEMICAL TECHNOLOGY -ZARIA"	2,282,393,388.37
317	"NIGERIAN INSTITUTE FOR TRYPANOSOMIASIS RESEARCH - KADUNA"	412,681,148.46
318	"FEDERAL INSTITUTE OF INDUSTRIAL RESEARCH -OSHODI"	652,491,452.68
319	"FEDERAL INSTITUTE OF INDUSTRIAL RESEARCH, ABUJA LIASON OFFICE"	7,486,142.79
320	"FEDERAL INSTITUTE OF INDUSTRIAL RESEARCH, NORTH WEST ZONAL OFFICE, KANO"	12,000,870.78
321	"FEDERAL INSTITUTE OF INDUSTRIAL RESEARCH, NORTH EAST ZONAL OFFICE, YOLA"	9,890,431.13
322	FEDERAL INSTITUTE OF INDUSTRIAL RESEARCH -LANGTANG	69,609,733.32
323	"FEDERAL INSTITUTE OF INDUSTRIAL RESEARCH, SOUTH WEST ZONAL OFFICE, OWODE"	17,506,336.09
324	"FEDERAL INSTITUTE OF INDUSTRIAL RESEARCH, SOUTH SOUTH ZONAL OFFICE,"	24,203,218.11
325	"FEDERAL INSTITUTE OF INDUSTRIALRESEARCH, SOUTH EAST ZONAL OFFICE	341,612,967.52
326	"FEDERAL INSTITUTE OF INDUSTRIALRESEARCH, NORTH CENTRAL ZONAL OFFICE,"	15,177,500.00
327	"SCIENCE EQUIPMENT DEVELOPMENT INSTITUTE- ENUGU"	1,144,355,757.00
328	"HYDRAULIC EQUIPMENT RESEARCH INSTITUTE - KANO"	345,739,254.31
329	"ENGINEERING MATERIALS DEVELOPMENT INSTITUTE - AKURE"	14,397,750.00
330	"NIGERIA INSTITUTE OF LEATHER AND SCIENCE TECHNOLOGY (NILEST) HQTRS"	984,854,126.01
331	"HEAVY LEATHER MANUFACTURE CENTRE, MAIDUGURI"	108,752,307.34
332	"LIGHT LEATHER MANUFACTURE CENTRE, SOKOTO"	99,553,167.36
333	"RAW HIDES & SKIN IMPROVEMENT CENTRE, JOS"	316,690,731.77
334	"EFFLUENT & POLLUTION MONITORING CENTRE, KANO"	42,079,307.79
335	"SOUTH-WEST REGIONAL CLUSTER RESEARCH & DEVELOPMENT CENTER, ABEOKUTA - OGUN STATE"	157,961,338.27
336	"SOUTH-EAST REGIONAL LEATHER RESEARCH & DEVELOPMENT EXTENSION CENTER, OWERRI - IMO STATE"	177,973,704.42
337	"SOUTH-SOUTH REGIONAL WARD BASE LEATHER RESEARCH & DEVELOPMENT EXTENSION CENTRE, AFUZE - EDO STATE"	116,216,773.70
338	"NIGERIA INSTITUTE FOR SCIENCE LABORATORY TECHNOLOGY - IBADAN"	261,175,829.12
339	"POWER EQUIPMENT AND ELECTRICAL MACHINERY DEVELOPMENT CENTRE - OKENE"	68,428,796.28
340	"TECHNOLOGY BUSINESS INCUBATOR CENTRE - ILORIN"	43,855,125.49
341	"TECHNOLOGY BUSINESS INCUBATOR CENTRE - TARABA"	171,701,967.38
342	"TECHNOLOGY BUSINESS INCUBATOR CENTRE - KADUNA"	27,055,750.00
343	"PROTOTYPE ENGINEERING DEVELOPMENT INSTITUTE , ILESHA"	83,894,292.06
344	"ADVANCE MANUFACTURING TECHNOLOGY PROGRAMME, TARABA"	50,503,682.59
345	SOKOTO ENERGY RESEARCH	72,086,917.56
346	"CENTRE FOR ENERGY RESEARCH AND DEVELOPMENT, NSUKA"	130,621,396.75
347	"NATIONAL CENTRE FOR ENERGY EFFICIENCY AND CONSERVATIVE, UNIVERSITY OF LAGOS."	70,063,444.49
348	"NATIONAL CENTRE FOR HYDROPOWER RESEARCH AND DEVELOPMENT ,UNIVERSITY OF ILORIN"	65,446,824.21
349	"NATIONAL CENTRE FOR ENERGY AND ENVIRONMENT ,UNIVERSITY OF BENIN"	1,790,746,399.51
350	"TECHNOLOGY BUSINESS INCUBATOR - ENUGU"	44,432,359.62
351	ENERGY COMMISSION OF NIGERIA	1,164,039,816.37
352	"NATIONAL CENTRE FOR PETROLEUM RESEARCH AND DEVELOPMENT (NCPRD), ABUBAKAR TAFAWA BALEWA UNIVERSITY BAUCHI"	338,448,968.82
353	"TECHNOLOGY BUSINESS INCUBATION CENTRE ADO-EKITI"	1,568,609,815.22
354	"FEDERAL MINISTRY OF TRANSPORT - HQTRS"	3,562,076,143.35
355	"NIGERIAN INSTITUTE OF TRANSPORT TECHNOLOGY"	12,337,838,616.14



NOTE 36 A		
INTANGIBLE ASSET -- contd.		
S/N	MDA	INTANGIBLE ASSET
		₦
356	NIGERIAN RAILWAY	125,042,215.75
357	"NATIONAL INLAND WATERWAYS AUTHORITY"	3,624,450,771.69
358	MARITIME ACADEMY, ORON	72,917,567.69
359	"COUNCIL FOR THE REGULATION OF FREIGHT FORWARDING IN NIGERIA"	1,985,515,529.70
360	FEDERAL MINISTRY OF AVIATION	4,382,674,651.37
361	NIGERIA CIVIL AVIATION AUTHORITY, IKEJA, LAGOS	214,365,630.99
362	"NIGERIAN COLLEGE OF AVIATION TECHNOLOGY-ZARIA"	1,024,231,569.92
363	NIGERIAN METEOROLOGICAL AGENCY	277,416,237.29
364	ACCIDENT AND INVESTIGATION BUREAU	16,074,052,325.22
365	FEDERAL INLAND REVENUE SERVICES	999,280,813.18
366	"FEDERAL MINISTRY OF POWER - HQTRS"	3,021,703,434.18
367	"NIGERIAN ELECTRICITY REGULATORY COMMISSION"	322,668,661.16
368	"NIGERIAN ELECTRICITY MANAGEMENT SERVICES AGENCY (NEMSA) HQTRS"	8,298,337,035.88
369	"NATIONAL POWER TRAINING INSTITUTE"	605,574,720.53
370	"NIGERIA ELECTRICITY LIABILITY MANAGEMENT LIMITED"	7,890,669,013.70
371	"TRANSMISSION COMPANY OF NIGERIA"	3,458,514,059.94
372	"NIGERIAN BULK ELECTRICITY TRADING PLC"	9,758,774,312.11
373	"FEDERAL MINISTRY OF WORKS AND HOUSING"	11,459,573,591.21
374	"OFFICE OF THE SURVEYOR-GENERAL OF THE FEDERATION"	2,230,400,612.24
375	FEDERAL SCHOOL OF SURVEY, OYO	79,978,883.08
376	"FEDERAL ROAD MAINTENANCE AGENCY"	237,831,406.63
377	"COUNCIL FOR THE REGULATION OF ENGINEERING IN NIGERIA (COREN)"	54,347,420.44
378	SURVEY COUNCIL OF NIGERIA	533,300,589.70
379	"REGIONAL CENTRE FOR TRAINING IN AEROSPACE SURVEY"	7,240,414,623.93
380	"MINISTRY OF PETROLEUM RESOURCES HQTRS"	3,103,364,765.19
381	"DEPARTMENT OF PETROLEUM RESOURCES"	4,581,799,216.90
382	PETROLEUM TRAINING INSTITUTE	1,216,360,222.44
383	NIGERIA CONTENT DEVELOPMENT AND MONITORING BOARD	384,390,529.73
384	"PETROLEUM PRODUCTS PRICING REGULATORY AGENCY (PPRA)"	9,441,497,365.37
385	"NIGERIA NUCLEAR REGULATORY AUTHORITY"	493,656,519.92
386	"MINISTRY OF MINES AND STEEL DEVELOPMENT- HQTRS"	4,768,221,878.43
387	"COUNCIL OF NIGERIAN MINING ENGINEERS AND GEOSCIENCES"	699,756,665.80
388	"NIGERIAN GEOLOGICAL SURVEY AGENCY."	1,685,040,460.54
389	"NATIONAL STEEL RAW MATERIALS EXPLORATION AGENCY, KADUNA"	992,319,191.37
390	"NATIONAL METALLURGICAL DEVELOPMENT CENTRE, JOS"	355,279,985.46
391	"METALLURGICAL TRAINING INSTITUTE, ONITSHA"	131,765,829.32
392	"NATIONAL IRON ORE MINING PROJECT - ITAKPE"	176,591,235.51
393	"NIGERIA INSTITUTE OF MINING AND GEOSCIENCE"	91,544,427.82
394	"NIGERIA MINING CADASTRE OFFICE & CENTRES"	658,323,733.94
395	"SOLID MINERAL DEVELOPMENT FUND OFFICE"	290,576,347.66
396	"NATIONAL SALARIES, INCOMES AND WAGES COMMISSION"	508,922,372.56
397	"REVENUE MOBILIZATION, ALLOCATION, AND FISCAL COMMISSION"	10,324,000,022.63
398	FISCAL RESPONSIBILITY COMMISSION	794,255,407.46
399	"FEDERAL MINISTRY OF WATER RESOURCES - HQTRS"	8,029,454,182.31
400	"NIGERIA HYDROLOGICAL SERVICE AGENCY"	532,882,259.57






NOTE 36 A		
INTANGIBLE ASSET -- contd.		
S/N	MDA	INTANGIBLE ASSET
		₦
401	ANAMBRA/ IMO RBDA	141,588,560.48
402	BENIN/ OWENA RBDA	2,492,405,567.85
403	CHAD BASIN RBDA	283,603,334.99
404	CROSS RIVER RBDA	99,242,454.46
405	HADEJIA-JAMA'ARE RBDA	919,506,259.14
406	LOWER BENUE RBDA	404,138,601.83
407	LOWER NIGER RBDA	1,507,563,328.37
408	NIGER DELTA RBDA	1,537,941,631.11
409	OGUN/ OSUN RBDA	308,903,615.77
410	SOKOTO RIMA RBDA	600,918,444.36
411	UPPER BENUE RBDA	187,885,683.38
412	UPPER NIGER RBDA	812,685,455.33
413	"NATIONAL WATER RESOURCES INSTITUTE- KADUNA"	769,351,101.18
414	"NIGERIA INTEGRATED WATER MANAGEMENT COMMISSION"	596,988,020.13
LAW & JUSTICES SECTOR		
415	NATIONAL JUDICIAL COUNCIL- ABUJA	1,362,331,715.66
416	COURT OF APPEAL	153,568,537.59
417	FEDERAL HIGH COURT-ABUJA	166,851,688.70
418	HIGH COURT OF JUSTICE-FCT ABUJA	33,170,000.00
419	NATIONAL INDUSTRIAL COURT	45,000,000.00
420	FEDERAL JUDICIARY SERVICE COMMISSION-ABUJA	39,826,500.00
421	"FEDERAL MINISTRY OF JUSTICE - HQTRS"	9,735,545,798.86
422	"NIGERIAN LAW REFORM COMMISSION"	1,268,004,238.00
423	LEGAL AID COUNCIL	18,508,100.00
424	COUNCIL OF LEGAL EDUCATION	160,000,000.00
425	"NIGERIA INSTITUTE OF ADVANCED LEGAL STUDIES"	21,897,000.00
426	"NATIONAL HUMAN RIGHTS COMMISSION"	119,528,000.00
427	"REGIONAL CENTRE FOR INT'L COMMERCIAL ARBITRATION"	24,290,023.21
428	"NATIONAL DRUG LAW ENFORCEMENT AGENCY"	779,102,171.49
429	NIGERIAN COPYRIGHT COMMISSION	57,023,200.00
430	"NATIONAL AGENCY FOR THE PROHIBITION OF TRAFFIC IN PERSONS"	1,788,844,486.50
431	"INDEPENDENT CORRUPT PRACTICES AND RELATED OFFENCES COMMISSION"	869,139,965.29
432	CODE OF CONDUCT BUREAU	932,805,699.84
REGIONAL SECTOR		
433	"FEDERAL MINISTRY OF NIGER DELTA HQTRS"	6,375,665,089.04
SOCIAL SECTOR		
434	"FEDERAL MINISTRY OF YOUTH & SPORTS DEVELOPMENT - HQTRS"	2,159,067,323.25
435	"CITIZENSHIP AND LEADERSHIP TRAINING CENTRE"	891,600.00
436	"NATIONAL YOUTH SERVICE CORPS (NYSC)"	206,365,884.17
437	NIGERIA FOOTBALL FEDERATION	27,454,004.92
438	NIGERIA INSTITUTE FOR SPORTS (NIS)	28,165,078.71
439	"FEDERAL MINISTRY OF WOMEN AFFAIRS - HQTRS"	6,883,179,304.21
440	"NATIONAL CENTRE FOR WOMEN DEVELOPMENT"	4,433,496,704.77
441	FEDERAL MINISTRY OF EDUCATION - HQTRS	35,531,319,310.73



NOTE 36 A		
INTANGIBLE ASSET -- contd.		
S/N	MDA	INTANGIBLE ASSET
		₦
442	"UNIVERSAL BASIC EDUCATION (UBE) COMMISSION"	307,899,591.99
443	"NATIONAL INSTITUTE FOR EDUCATION PLANNING & ADMINISTRATION"	565,903,649.68
444	NATIONAL LIBRARY OF NIGERIA	347,543,001.78
445	MASS LITERACY COUNCIL	1,083,018,097.25
446	NOMADIC EDUCATION COMMISSION	1,136,966,181.56
447	"NATIONAL EDUCATION RESEARCH & DEVELOPMENT COUNCIL"	457,089,415.00
448	"TEACHERS REGISTRATION COUNCIL OF NIGERIA"	592,423,836.66
449	"COMPUTER REGISTRATION COUNCIL OF NIGERIA"	10,334,750.00
450	"NATIONAL COMMISSION FOR COLLEGE EDUCATION SECRETARIAT"	666,646,637.38
451	NATIONAL TEACHERS INSTITUTE	7,184,587,553.58
452	FEDERAL POLYTECHNIC ADO-EKITI	306,861,510.28
453	FEDERAL POLYTECHNIC BAUCHI	83,666,844.69
454	FEDERAL POLYTECHNIC KAURA-NAMODA	54,108,946.60
455	FEDERAL POLYTECHNIC MUBI	107,006,427.00
456	FEDERAL POLYTECHNIC NASARAWA	20,143,529.10
457	"AKANU IBIAM FEDERAL POLYTECHNIC, UNWANA - AFIKPO"	19,006,387.75
458	FEDERAL POLYTECHNIC KADUNA	132,674,739.57
459	FEDERAL POLYTECHNIC OFFA	15,801,153.00
460	FEDERAL POLYTECHNIC EDE	52,561,704.90
461	FEDERAL POLYTECHNIC AUCHI	86,840,596.00
462	FEDERAL POLYTECHNIC NEKEDE	48,596,638.20
463	FEDERAL POLYTECHNIC OKO	59,967,092.60
464	FEDERAL POLYTECHNIC HUSSAINI ADAMU	69,266,211.93
465	FEDERAL POLYTECHNIC GWANDU	652,000.00
466	FEDERAL POLYTECHNIC ILARO	40,445,450.00
467	YABA COLLEGE OF TECHNOLOGY	106,882,283.34
468	FEDERAL POLYTECHNIC BALI	16,576,319.00
469	FEDERAL POLYTECHNIC BONNY	54,732,408.20
470	FEDERAL POLYTECHNIC UKANA	135,994,458.58
471	"NATIONAL INSTITUTE FOR CONSTRUCTION TECHNOLOGY UROMI, EDO STATE"	53,993,717.52
472	"FEDERAL POLYTECHNIC, ILE-OLUJI, ONDO STATE"	30,836,319.50
473	FEDERAL COLLEGE OF EDUCATION ABEOKUTA	58,978,687.00
474	FEDERAL COLLEGE OF EDUCATION AKOKA	17,242,084.39
475	FEDERAL COLLEGE OF EDUCATION ASABA	75,000.00
476	FEDERAL COLLEGE OF EDUCATION BICHI	97,406,363.88
477	FEDERAL COLLEGE OF EDUCATION GOMBE	33,864,766.45
478	FEDERAL COLLEGE OF EDUCATION GUSAU	275,115.00
479	FEDERAL COLLEGE OF EDUCATION KANO	91,212,280.59
480	FEDERAL COLLEGE OF EDUCATION KATSINA	71,539,296.71
481	"FEDERAL COLLEGE OF EDUCATION KOTANGORA"	170,792,618.75
482	FEDERAL COLLEGE OF EDUCATION OBUDU	997,000.00
483	FEDERAL COLLEGE OF EDUCATION OKENE	115,650,268.02
484	FEDERAL COLLEGE OF EDUCATION OMUKU	23,909,475.71
485	FEDERAL COLLEGE OF EDUCATION ONDO	62,933,115.58
486	FEDERAL COLLEGE OF EDUCATION PANKSHIN	20,845,564.37






NOTE 36 A		
INTANGIBLE ASSET -- contd.		
S/N	MDA	INTANGIBLE ASSET
		₦
487	FEDERAL COLLEGE OF EDUCATION POTISKUM	191,808,019.30
488	FEDERAL COLLEGE OF EDUCATION YOLA	13,107,496.00
489	"ALVAN IKOKU COLLEGE OF EDUCATION, OWERRI"	2,060,773.00
490	"NATIONAL UNIVERSITIES COMMISSION SECRETARIAT"	2,581,261,498.56
491	UNIVERSITY OF LAGOS	811,084,090.18
492	UNIVERSITY OF NIGERIA, NNSUKA	266,196,450.76
493	AHMADU BELLO UNIVERSITY, ZARIA	189,601,009.54
494	OBAFEMI AWOLowo UNIVERSITY	123,447,663.28
495	UNIVERSITY OF BENIN	64,540,562.00
496	UNIVERSITY OF JOS	489,432,511.47
497	UNIVERSITY OF CALABAR	41,674,569.53
498	UNIVERSITY OF ILORIN	226,545,325.34
499	UNIVERSITY OF PORT HARCOURT	10,587,663.83
500	"ABUBAKAR TAFAWA BALEWA UNIVERSITY, BAUCHI"	140,719,188.30
501	UNIVERSITY OF TECHNOLOGY, OWERRI	19,661,917.00
502	FEDERAL UNIVERSITY OF TECHNOLOGY, AKURE	34,257,270.35
503	FEDERAL UNIVERSITY OF TECHNOLOGY, YOLA	298,135,106.75
504	UNIVERSITY OF UYO	19,584,553.00
505	UNIVERSITY OF MAIDUGURI	1,759,967,501.08
506	NNAMDI AZIKIWE UNIVERSITY, AWKA	142,262,161.28
507	BAYERO UNIVERSITY, KANO	588,493,491.34
508	USMAN DAN FODIO UNIVERSITY, SOKOTO	8,189,349.00
509	NATIONAL MATHEMATICAL CENTRE, SHEDA	823,377,917.90
510	"FRENCH LANGUAGE VILLAGE BADAGARY, LAGOS"	9,175,500.00
511	FEDERAL UNIVERSITY OYE-EKITI	32,120,651.08
512	FEDERAL UNIVERSITY OTUOKE	44,096,622.24
513	FEDERAL UNIVERSITY DUTSE	14,802,116.60
514	"ALEX EKWUEME FEDERAL UNIVERSITY NDUFU ALIKE IKWO"	23,835,808.00
515	FEDERAL UNIVERSITY DUTSIN-MA	3,746,000.00
516	FEDERAL UNIVERSITY KASHERE	81,573,013.72
517	FEDERAL UNIVERSITY LOKOJA	217,853,449.31
518	FEDERAL UNIVERSITY WUKARI	266,685,184.50
519	FEDERAL UNIVERSITY OF BERNIN KEBBI	34,821,354.36
520	FEDERAL UNIVERSITY OF GASHUA	7,980,726.60
521	"INTERNATIONAL CENTRE FOR BIOTECHNOLOGY, UNIVERSITY OF NIGERIA NSUKKA, ENUGU STATE"	214,184,600.05
522	"DIVISION OF AGRICULTURAL COLLEGE, ABU ZARIA"	56,566,501.42
523	"FEDERAL UNIVERSITY OF PETROLEUM RESOURCES, EFFURUN"	44,826,518.80
524	NATIONAL OPEN UNIVERSITY	94,251,384.06
525	FGC AZARE	945,000.00
526	FGC DAURA	17,400,049.13
527	FGC GANYE	51,390,234.16
528	FGC IJANKIN	22,447,213.70
529	FGC IKET NISE	15,726,249.70
530	FGC IKURIN	22,717,885.20
531	FGC KIYAWA	6,300,000.00



NOTE 36 A		
INTANGIBLE ASSET -- contd.		
S/N	MDA	INTANGIBLE ASSET
		₦
532	FGC MAIDUGURI	66,358,155.59
533	FGC OHAFIA	5,561,066.38
534	FGC ONITSHA	48,135,653.37
535	FGGC BWARI	891,000.00
536	FGGC EFON ALAYE	236,000.00
537	FGGC EFON IMNRINGI	26,659,520.20
538	FGGC EZZAMGBO ABAKALIKI	13,585,271.51
539	FGGC GBOKO	11,898,152.87
540	FGGC ILORIN	9,598,189.37
541	FGGC IPETUMODU	11,000,000.00
542	FGGC JALINGO	9,998,556.74
543	FGGC OYO	24,650,000.00
544	FGGC GUMI TAMBAWAL	2,888,800.00
545	FGGC UMUAHIA	150,527,728.53
546	FSTC AWKA	8,341,987.50
547	FSTC TUNGBO - YENAGOA	7,095,840.78
548	FSTC USI-EKITI	5,267,790.22
549	FTC IKARE	21,219,592.61
550	FTC JALINGO	16,519,411.49
551	FTC OTUPKO	13,632,183.13
552	FTC SHIRORO	801,000.00
553	FTC UYO	200,000.00
554	QUEEN'S COLLEGE LAGOS	61,683,233.86
555	SULEJA ACADEMY	15,014,288.84
556	"LIBRARIANS REGISTRATION COUNCIL OF NIGERIA"	106,532,554.08
557	UNESCO PARIS	22,065,482.65
558	"NATIONAL BOARD FOR TECHNICAL EDUCATION"	430,535,609.25
559	"NATIONAL BOARD FOR ARABIC AND ISLAMIC STUDIES (NBAIS) HQTRS"	327,020,441.96
560	FEDERAL MINISTRY OF HEALTH - HQTRS	32,430,994,618.15
561	NATIONAL HEALTH INSURANCE SCHEME	816,872,605.00
562	"NATIONAL PRIMARY HEALTH CARE DEVELOPMENT AGENCY"	8,869,029,164.81
563	NATIONAL ARBOVIRUS AND VECTOR RESEARCH	190,125,203.09
564	RADIOGRAPHERS REGISTRATION BOARD	38,910,202.76
565	DENTAL TECHNOLOGY REGISTRATION BOARD	21,720,421.28
566	HEALTH RECORDS REGISTRATION BOARD	57,373,909.61
567	"OPTOMETRIST AND DISPENSING OPTICIANS BOARD OF NIGERIA"	19,068,000.00
568	NURSING AND MIDWIFERY COUNCIL	69,788,250.00
569	PHARMACIST COUNCIL OF NIGERIA COUNCIL	57,713,426.55
570	MEDICAL AND DENTAL COUNCIL OF NIGERIA	89,657,102.64
571	MEDICAL REHABILITATION THERAPY BOARD	7,003,374.93
572	NURSE TUTOR TRAINING - ENUGU	2,699,999.03
573	"NATIONAL POST GRADUATE MEDICAL COLLEGE OF NIGERIA-IJANIKIN LAGOS"	8,300,000.00
574	LAGOS UNIVERSITY TEACHING HOSPITAL	20,000,000.00
575	"AHMADU BELLO UNIVERSITY TEACHING HOSPITAL"	2,394,588,348.63
576	"UNIVERSITY OF NIGERIA TEACHING HOSPITAL, ENUGU"	22,293,227.50

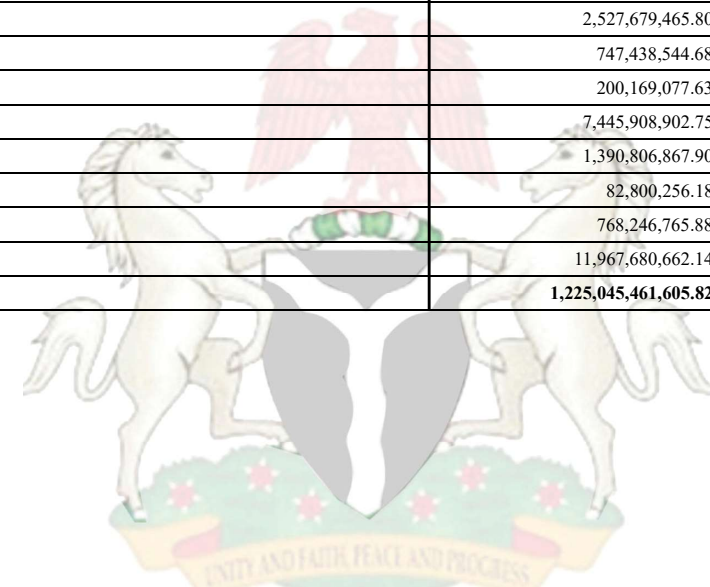




NOTE 36 A		
INTANGIBLE ASSET -- contd.		
S/N	MDA	INTANGIBLE ASSET
		₦
577	UNIVERSITY OF BENIN TEACHING HOSPITAL	99,659,374.89
578	"OBAFEMI AWOLOWO UNIVERSITY TEACHING HOSPITAL"	893,677.50
579	"UNIVERSITY OF ILORIN TEACHING HOSPITAL, ILORIN"	82,697,616.73
580	"UNIVERSITY OF PORT-HARCOURT TEACHING HOSPITAL"	241,927,361.15
581	"UNIVERSITY OF MAIDUGURI TEACHING HOSPITAL"	1,650,677,932.89
582	"USMANU DANFODIO UNIVERSITY TEACHING HOSPITAL, SOKOTO"	50,129,405.00
583	AMINU KANO UNIVERSITY TEACHING HOSPITAL	315,621,179.73
584	"NNAMDI AZIKIWE UNIVERSITY TEACHING HOSPITAL, NNEWI"	43,753,268.61
585	"UNIVERSITY OF ABUJA TEACHING HOSPITAL, GWAGWALADA"	179,725,050.04
586	"ABUBAKAR TAFAWA BALEWA UNIVERSITY TEACHING HOSPITAL BAUCHI"	722,624,937.53
587	FEDERAL TEACHING HOSPITAL, GOMBE	57,903,495.00
588	FEDERAL TEACHING HOSPITAL, IDO-EKITI	102,036,999.96
589	IRRUA SPECIALIST TEACHING HOSPITAL, IRRUA	85,619,426.94
590	UNIVERSITY OF UYO TEACHING HOSPITAL	82,785,456.79
591	FEDERAL MEDICAL CENTRE - ABUJA	81,101,963.52
592	FEDERAL PSYCHIATRIC HOSPITAL ENUGU	62,078,196.49
593	FEDERAL PSYCHIATRIC HOSPITAL MAIDUGURI	15,433,540.00
594	"FEDERAL NEURO-PSYCHIATRIC HOSPITAL, KWARE-SOKOTO"	79,014,106.87
595	FEDERAL NEURO-PSYCHIATRIC HOSPITAL YABA	4,618,110.00
596	"FEDERAL NEURO-PSYCHIATRIC HOSPITAL ABEOKUTA"	1,393,000.00
597	"FEDERAL COLLEGE OF COMPLEMENTARY AND ALTERNATIVE MEDICINE, NIGERIA"	45,254,100.00
598	FEDERAL PSYCHIATRIC HOSPITAL BENIN CITY	13,228,793.56
599	"NATIONAL ORTHOPAEDIC HOSPITAL DALA KANO"	362,415,000.00
600	NATIONAL ORTHOPAEDIC HOSPITAL ENUGU	2,454,560.00
601	"NATIONAL TB AND LEPROSY REFERRED HOSPITAL AND TRAINING, ZARIA"	299,328,779.39
602	FEDERAL MEDICAL CENTRE, UMUAHIA	167,153,373.32
603	FEDERAL MEDICAL CENTRE ABEOKUTA	86,600,000.00
604	FEDERAL MEDICAL CENTRE, OWERRI	280,754,181.44
605	FEDERAL MEDICAL CENTRE, MAKURDI	308,989,609.65
606	FEDERAL MEDICAL CENTRE, KATSINA	55,792,235.91
607	FEDERAL MEDICAL CENTRE, NGURU YOBE	51,432,881.76
608	FEDERAL MEDICAL CENTRE, ASABA	426,394,448.59
609	FEDERAL MEDICAL CENTRE, BIDA	274,436,199.49
610	FEDERAL MEDICAL CENTRE, GUSAU ZAMFARA	189,118,684.42
611	FEDERAL MEDICAL CENTRE, YOLA ADAMAWA	77,487,866.50
612	FEDERAL MEDICAL CENTRE, AZARE BAUCHI	46,505,620.00
613	FEDERAL MEDICAL CENTRE, KEBBI STATE	14,999,999.99
614	FEDERAL MEDICAL CENTRE, TARABA STATE	69,797,000.00
615	FEDERAL MEDICAL CENTRE, JIGAWA STATE	10,010,570.00
616	FEDERAL MEDICAL CENTRE, NASARAWA STATE	688,347,790.05
617	NATIONAL EYE CENTRE KADUNA	356,445,283.29
618	NATIONAL EAR CARE CENTRE KADUNA	41,803,252.19
619	INTERCOUNTRY CENTRE FOR ORAL HEALTH JOS	111,802,211.01
620	"FEDERAL SCHOOL OF MEDICAL LABORATORY JOS"	398,295,965.64
621	NIGERIA CENTRE FOR DISEASE CONTROL ABUJA	1,648,711,006.79



NOTE 36 A		
INTANGIBLE ASSET -- contd.		
S/N	MDA	INTANGIBLE ASSET
		₦
622	"NATIONAL INST. OF PHARM. RESEARCH AND DEVELOPMENT, ABUJA"	295,940,738.80
623	"NIGERIAN INSTITUTE OF MEDICAL RESEARCH, YABA"	1,309,237,172.08
624	INSTITUTE OF PUBLIC ANALYSTS OF NIGERIA	7,385,780.00
625	"MEDICAL LAB. SCIENCE COUNCIL OF NIGERIA, YABA"	37,212,625.64
626	"FEDERAL SCHOOL OF OCCUPATIONAL THERAPY, YABA"	2,457,006.00
627	INSTITUTE OF CHARTERED CHEMISTS OF NIGERIA	56,006,030.40
628	"INSTITUTE OF FORENSICS SCIENCE LABORATORY-OSHODI"	17,813,912.00
629	NATIONAL BLOOD TRANSFUSION SERVICE(NBTS)	5,376,950.00
630	"NATIONAL OBSTETRIC FITSULA CENTRE, ABAKALIKI"	35,000.00
631	NATIONAL OBSTETRIC FISTULA CENTRE BAUCHI	11,799,980.00
632	NATIONAL OBSTETRIC FISTULA CENTRE KATSINA	29,959,600.01
633	NATIONAL HOSPITAL	282,028,997.94
634	"FEDERAL MINISTRY OF ENVIRONMENT HEADQUARTERS"	11,326,955,786.60
635	NATIONAL PARK HEADQUARTERS	275,983,198.91
636	KAINJI NATIONAL PARK	146,813,078.42
637	OYO NATIONAL PARK	122,602,134.75
638	CHAD BASIN NATIONAL PARK	124,609,806.10
639	GASHAKA GUMTI NATIONAL PARK	108,363,290.45
640	CROSS RIVER NATIONAL PARK	55,452,402.56
641	KAMUKU NATIONAL PARK	36,930,162.43
642	OKUMU NATIONAL PARK	13,274,452.50
643	"FEDERAL COLLEGE OF WILDLIFE MANAGEMENT - NEW BUSSA"	9,482,969.06
644	FEDERAL COLLEGE OF FORESTRY IBADAN	569,060.99
645	FEDERAL COLLEGE OF FORESTRY JOS	3,333,731.39
646	"RESOURCES MANAGEMENT, SAKPOBA, EDO STATE (SOUTH -SOUTH)"	23,485,223.13
647	"RESOURCES MANAGEMENT, MAIDUGURI, BORNO STATE (NORTH EAST)"	23,343,194.15
648	"RESOURCES MANAGEMENT, EBONYI STATE (SOUTH -EAST)"	33,210,973.39
649	FORESTRY RESEARCH INSTITUTE OF IBADAN	7,566,978,557.56
650	FORESTRY MECHANISATION COLLEGE AFAKA	13,747,500.00
651	NATIONAL OIL SPILL DETECTION AND RESPONSE AGENCY	361,472,802.28
652	NATIONAL ENVIRONMENTAL STANDARDS AND REGULATIONS ENFORCEMENT AGENCY	183,459,319.70
653	ENVIRONMENTAL HEALTH REGISTRATION COUNCIL OF NIGERIA	2,527,679,465.80
654	NATIONAL AGENCY FOR GREAT GREEN WALL HQTRS	747,438,544.68
655	NATIONAL BIOSAFETY MANAGEMENT AGENCY (NBMA) HQTRS	200,169,077.63
656	NATIONAL POPULATION COMMISSION	7,445,908,902.75
657	"MINISTRY OF HUMANITARIAN AFFAIRS, DISASTER MANAGEMENT AND SOCIAL DEVELOPMENT"	1,390,806,867.90
658	"NATIONAL EMERGENCY MANAGEMENT AGENCY"	82,800,256.18
659	NATIONAL SOCIAL INVESTMENT OFFICE	768,246,765.88
660	NATIONAL COMMISSION FOR REFUGEES	11,967,680,662.14
	TOTAL	1,225,045,461,605.82





NOTE 36	
INTANGIBLE ASSETS	
	INTANGIBLE ASSET
	₦
AS AT 01/01/2020	950,082,160,130.10
ADDITION DURING THE YEAR	274,963,301,475.73
ADD REVALUATION	
LESS DISPOSAL	
IMPAIRMENT CHARGES	
TOTALS	1,225,045,461,605.83
ACCUMULATED PROVISION FOR AMMORTIZATION	324,227,575,208.87
ACCUMULATED IMPAIRMENT CHARGES B/D	26,081,252.00
ACCUMULATED IMPAIRMENT CHARGES	-
ADD CHARGES DURING THE YEAR	403,811,376,173.79
TOTALS	728,065,032,634.66
CARRYING AMOUNT 31/12/2020	496,980,428,971.17
CARRYING AMOUNT 31/12/2019	206,237,124,426.90
	(166,635,464,889.73)





NOTE 37				
DEPOSITS				
S/N	MDA	DEPOSITS	DEPOSITS(NEGATIVE)	DEPOSITS (TOTAL)
		410101	410101	410101
		₦	₦	₦
ADMINISTRATIVE SECTOR				
1	"NATIONAL IDENTITY MANAGEMENT COMMISSION"	562,100.00		
ECONOMIC SECTOR				
2	"FEDERAL UNIVERSITY OF AGRICULTURE, ABEOKUTA"	313,274,264.72		
SOCIAL SECTOR				
3	FEDERAL POLYTECHNIC NEKEDE	27,975.00		
4	UNIVERSITY OF ABUJA	587,704,555.00		
5	UNIVERSITY OF TECHNOLOGY, OWERRI	6,265,433.64		
6	BAYERO UNIVERSITY, KANO	32,584,384.74		
7	UNIVERSITY COLLEGE HOSPITAL IBADAN	64,171,348.80		
	TOTAL	1,004,590,061.90	-	-






NOTE 38		
SHORT TERM LOANS AND DEBTS		
S/N	MDA	DOMESTIC LOANS
		₦
	ADMINISTRATIVE SECTOR	
1	CONSOLIDATED REVENUE FUND	4,361,377,083,728.26
	TOTAL	4,361,377,083,728.26





NOTE 38 A							
SCHEDULE OF MOVEMENTS OF NIGERIA TREASURY BILLS (NTB)							
FOR THE YEAR ENDED 31ST DECEMBER, 2020							
SHORT TERM LOANS							
S/N	DETAILS	OPENING BAL 01/01/2020	INFLOW/ADDITIONS	**ADJUSTMENT	PAYMENT	CLOSING BAL 31/12/2020	
1	TREASURY BILLS	2,651,514,042,000.00	3,383,140,856,000.00		3,314,218,405,000.00	2,720,436,493,000.00	2,720,436,493,000.00
2	TREASURY BONDS					-	
3	FGN SUKUK					-	
4	GREEN BONG					-	
5	FGN SAVING BOND					-	
6	PROMISORY NOTE	732,623,389,508.00				732,623,389,508.00	
7	"INTERNAL LOANS FROM OTHER FUNDS		390,288,085,668.92				390,288,085,668.92
8	10% RICE LEVY ACCOUNTS	47,678,000,000.00				47,678,000,000.00	
9	FGN DEVELOPMENT OF NATURAL RESOURCES -2015	32,073,466,988.00				32,073,466,988.00	
10	FGN STABILISATION ACCOUNTS-2015	17,000,000,000.00				17,000,000,000.00	
11	NSA -NATURAL RESOURCES	1,153,947,589.00				1,153,947,589.00	
12	FEDERAL MINISTRY OF FINANCE - NATURAL RESOURCES	40,000,000,000.00				40,000,000,000.00	
13	MINISTRY OF DEFENCE - STABILISATION	14,374,728,817.20				14,374,728,817.20	
14	10% RICE LEVY ACCOUNTS - NYSC	11,292,018,400.00				11,292,018,400.00	
15	10 % RICE LEVY - ONSA	839,367,280.00				839,367,280.00	
16	10 % RICE LEVY - MOD	778,392,990.00				778,392,990.00	
17	FEDERAL COLLEGE OF EDUCATION BICHI	173,862,255.78		173,862,255.78		-	
18	FEDERAL COLLEGE OF EDUCATION ONDO	22,954,460.88		22,954,460.88		-	
19	FEDERAL UNIVERSITY OF TECHNOLOGY, YOLA	1,475,514,375.00		1,475,514,375.00		-	
20	UNIVERSITY OF ILORIN	44,025,430.09		44,025,430.09		-	
21	UNIVERSITY OF ABUJA	6,000,000.00		6,000,000.00		-	
22	LOANS FROM OTHER PUBLIC FUNDS (2004-2015)	352,839,193,487.14				352,839,193,487.14	
	GRAND TOTAL	4,294,176,989,250.01	3,383,140,856,000.00	1,722,356,521.75	3,314,218,405,000.00	4,361,377,083,728.26	
SOURCE: DMO REPORT FOR YEAR 2020. THE ADJUSTMENT ARE AS REPORTED BY DMO.							
0.00							
This is an internal debt or domestic debt which is part of total government debt that is owed to lenders. For this purpose it comprises of Short-Term Borrowings, Nigerian Treasury Bills (NTBs) Treasury Bonds, and Treasury Certificates, and are expected to be repaid.							





NOTE 38 A						
SCHEDULE OF MOVEMENTS OF NIGERIA TREASURY BILLS (NTB) -- contd.						
Schedule Of Internal Loans from Other Funds For 2020						
Code	Description	Opening Balance	Additions	Deductions	Closing Balance	3,314,218,405,000.00
41020102	"INTERNAL LOANS FROM OTHER FUNDS	"	390,288,085,668.92	0	390,288,085,668.92	1,722,356,521.75
	10% RICE LEVY ACCOUNTS	47,678,000,000.00			47,678,000,000.00	839,315,492,000.00
	FGN DEVELOPMENT OF NATURAL RESOURCES -2015	32,073,466,988.00			32,073,466,988.00	159,322,770,000.00
	FGN STABILISATION ACCOUNTS-2015	17,000,000,000.00			17,000,000,000.00	4,314,579,023,521.75
	NSA -NATURAL RESOURCES	1,153,947,589.00			1,153,947,589.00	
	FEDERAL MINISTRY OF FINANCE - NATURAL RESOURCES	40,000,000,000.00			40,000,000,000.00	
	MINISTRY OF DEFENCE - STABILISATION	14,374,728,817.20			14,374,728,817.20	
	10% RICE LEVY ACCOUNTS - NYSC	11,292,018,400.00			11,292,018,400.00	
	10 % RICE LEVY - ONSA	839,367,280.00			839,367,280.00	
	10 % RICE LEVY - MOD	778,392,990.00			778,392,990.00	
	ADJUSTMENT FOR UNDERSTATEMENT OF PREVIOUS YEARS LOANS (2004 - 2015)	352,839,193,487.14			352,839,193,487.14	
	Total	908,317,201,220.26	0.00	0.00	908,317,201,220.26	


Code	Description	Opening Balance	Additions	Deductions	Closing Balance
022000700100	OFFICE OF THE ACCOUNTANT-GENERAL OF THE FEDERATION	487,039,552,656.92	-	0	487,039,552,656.92
022000700100	OFFICE OF THE ACCOUNTANT-GENERAL OF THE FEDERATION	421,277,648,563.34		0.00	421,277,648,563.34
	Total	908,317,201,220.26	-	-	908,317,201,220.26

ADMIN. CODE	MDA	TOTAL				
		₦	₦	₦		
0111001001	STATE HOUSE - HQTRS		3,040,000,000.00		3,040,000,000.00	-
0116009001	NIGERIAN RESETTLEMENT ARMED CENTRE, FORCES LAGOS		43,455,220.38		43,455,220.38	-
0517021028	NATIONAL INSTITUTE FOR NIGERIAN LANGUAGES					-
0517021031	FEDERAL UNIVERSITY DUTSE					-
		-	3,083,455,220.38	0.00	3,083,455,220.38	-
	GRAND TOTALS		4,297,260,444,470.39	0.00		4,361,377,083,728.26





NOTE 39				
UNREMITTED DEDUCTIONS				
S/N	MDA	UNREMITTED TAXES	OTHER UNREMITTED DEDUCTIONS	TOTALS
		410301	410302	
		₦	₦	₦
ADMINISTRATIVE SECTOR				
1	FOREIGN MISSION: KUWAIT	0.00	4,666,666.67	4,666,666.67
2	NEWS AGENCY OF NIGERIA	1,649,397.00	0.00	1,649,397.00
3	TERTIARY EDUCATION TRUST FUND	46,611,986.26	10,020,133.35	56,632,119.61
ECONOMIC SECTOR				
4	"NATIONAL HORTICULTURAL RESEARCH INSTITUTE- IBADAN"	37,500.00	0.00	37,500.00
5	"COLLEGE OF VETERINARY AND MEDICAL LABORATORY TECHNOLOGY - VOM"	52,440.48	0.00	52,440.48
6	"FEDERAL COLLEGE OF FISHERIES AND MARINE TECHNOLOGY - LAGOS"	0.00	1,396,753.65	1,396,753.65
7	"FEDERAL MINISTRY OF INDUSTRY, TRADE AND INVESTMENT - HQTRS"	0.00	7,000,000.00	7,000,000.00
8	"SCIENCE EQUIPMENT DEVELOPMENT INSTITUTE- ENUGU"	290,200.00	0.00	290,200.00
LAW & JUSTICES SECTOR				
9	COURT OF APPEAL	464,749,953.38	0.00	464,749,953.38
SOCIAL SECTOR				
10	NATIONAL EXAMINATIONS COUNCIL	247,581,485.42	0.00	247,581,485.42
11	NATIONAL TEACHERS INSTITUTE	8,633,354.13	4,049,830.18	12,683,184.31
12	FEDERAL POLYTECHNIC AUCHI	31,361,919.63	619,578,988.32	650,940,907.95
13	FEDERAL POLYTECHNIC GWANDU	0.00	4,780,000.00	4,780,000.00
14	"FEDERAL POLYTECHNIC, ILE-OLUJI, ONDO STATE"	0.00	43,001.00	43,001.00
15	FEDERAL COLLEGE OF EDUCATION OKENE	126,320,729.66	182,432,932.80	308,753,662.46
16	UNIVERSITY OF ILORIN	27,020,231.97	0.00	27,020,231.97
17	UNIVERSITY OF TECHNOLOGY, OWERRI	0.00	89,240.00	89,240.00
18	NNAMDI AZIKIWE UNIVERSITY, AWKA	391,913,254.33	0.00	391,913,254.33
19	KING'S COLLEGE	5,463,237.10	0.00	5,463,237.10
20	"ENVIRONMENTAL HEALTH OFFICERS TUTORS- IBADAN"	170,650.00	0.00	170,650.00
21	"UNIVERSITY OF MAIDUGURI TEACHING HOSPITAL"	0.00	449,760.00	449,760.00
22	FEDERAL TEACHING HOSPITAL, ABAKALIKI	157,383,687.70	0.00	157,383,687.70
23	FEDERAL MEDICAL CENTRE, OWERRI	104,108.43	0.00	104,108.43
24	FEDERAL MEDICAL CENTRE, JIGAWA STATE	209,442.27	0.00	209,442.27
25	"NATIONAL INST. OF PHARM. RESEARCH AND DEVELOPMENT, ABUJA"	2,937,146.00	0.00	2,937,146.00
	TOTAL	1,512,490,723.76	834,507,305.97	2,346,998,029.73





NOTE 40				
OTHER PAYABLES				
S/N	MDA	OTHER PAYABLES	DEFERRED INCOME	TOTALS
		410401	410501	
		₦	₦	₦
ADMINISTRATIVE SECTOR				
1	"OFFICE OF THE CHIEF SECURITY OFFICER TO THE PRESIDENT"	97,112,636.85	0.00	97,112,636.85
2	STATE HOUSE MEDICAL CENTRE	201,652,259.43	0.00	201,652,259.43
3	STATE HOUSE LAGOS LIAISON OFFICE	290,265,360.79	0.00	290,265,360.79
4	"OFFICE OF THE SENIOR SPECIAL ASSISTANT TO THE PRESIDENT - MDGS (OSSAP-MDGS)"	2,216,614,970.19	0.00	2,216,614,970.19
5	NIPSS, KURU	52,988,507.32	0.00	52,988,507.32
6	BUREAU OF PUBLIC ENTERPRISES (BPE)	837,386,250.77	0.00	837,386,250.77
7	"ECONOMIC AND FINANCIAL CRIMES COMMISSION (EFCC)"	27,245,320,578.74	0.00	27,245,320,578.74
8	"NIGERIAN FINANCIAL INTELLIGENCE UNIT (NFIU)"	906,990,710.50	0.00	906,990,710.50
9	"BUREAU OF PUBLIC PROCUREMENT (BPP)"	93,389,507.93	0.00	93,389,507.93
10	"NIGERIA EXTRACTIVE INDUSTRIES TRANSPARENCY INITIATIVE (NEITI)"	132,069,568.83	0.00	132,069,568.83
11	"NIGERIA ATOMIC ENERGY COMMISSION & ITS CENTRES"	13,916,876.73	0.00	13,916,876.73
12	"OFFICE OF THE CHIEF ECONOMIC ADVISER TO THE PRESIDENT"	315,000.00	0.00	315,000.00
13	NASS MANAGEMENT	1,602,406,808.82	0.00	1,602,406,808.82
14	HOUSE OF REPRESENTATIVES	12,930,682,526.34	0.00	12,930,682,526.34
15	"MINISTRY OF DEFENCE - MOD HQTRS"	17,466,933,576.32	0.00	17,466,933,576.32
16	"DEFENCE RESEARCH AND DEVELOPMENT BUREAU"	43,984,500.00	0.00	43,984,500.00
17	NIGERIAN ARMY	23,585,815,379.42	0.00	23,585,815,379.42
18	NIGERIAN NAVY	15,744,674,614.27	0.00	15,744,674,614.27
19	NIGERIAN AIRFORCE	995,314,086.62	0.00	995,314,086.62
20	"AIRFORCE INSTITUTE OF TECHNOLOGY, KADUNA"	77,950,796.75	0.00	77,950,796.75
21	"NIGERIAN DEFENCE ACADEMY (NDA)"	1,245,702,843.51	0.00	1,245,702,843.51
22	NIGERIAN DEFENCE COLLEGE	1,132,077,203.25	0.00	1,132,077,203.25
23	"COMMAND AND STAFF COLLEGE, JAJI"	321,003,057.70	0.00	321,003,057.70
24	"DEFENCE SPACE ADMINISTRATION"	97,112,636.85	0.00	97,112,636.85
25	"MINISTRY OF FOREIGN AFFAIRS - HQTRS"	201,652,259.43	0.00	201,652,259.43
26	"NIGERIANS IN DIASPORA COMMISSION (NIDC)"	290,265,360.79	0.00	290,265,360.79
27	TECHNICAL AIDS CORPS	222,294.60	0.00	222,294.60
28	"FOREIGN SERVICE ACADEMY (FSA)"	88,056,179.36	0.00	88,056,179.36
29	"INSTITUTE FOR PEACE AND CONFLICT RESOLUTION"	2,911,546.61	0.00	2,911,546.61
30	"DIRECTORATE OF TECHNICAL COOP. IN AFRICA"	35,678,412.12	0.00	35,678,412.12
31	"NIGERIAN INSTITUTE OF INTERNATIONAL AFFAIRS, LAGOS"	8,759,464,681.84	0.00	8,759,464,681.84
32	"FEDERAL MINISTRY OF INFORMATION & CULTURE - HQTRS"	24,640,939.98	0.00	24,640,939.98
33	NIGERIAN TELEVISION AUTHORITY	805,915,360.92	0.00	805,915,360.92
34	"FEDERAL RADIO CORPORATION OF NIGERIA"	112,335,694.80	0.00	112,335,694.80
35	NEWS AGENCY OF NIGERIA	609,554,656.06	0.00	609,554,656.06
36	VOICE OF NIGERIA	3,723,675,880.82	0.00	3,723,675,880.82
37	NIGERIAN FILM CORPORATION	588,289,788.60	0.00	588,289,788.60
38	NATIONAL BROADCASTING	344,205,396.53	0.00	344,205,396.53
39	NIGERIA PRESS COUNCIL	15,228,558.98	0.00	15,228,558.98
40	"NATIONAL FILM AND VIDEO CENSOR BOARD"	176,906,869.76	0.00	176,906,869.76
41	ADVERTISING PRACTITIONERS OF NIGERIA	282,524,987.04	0.00	282,524,987.04
42	"NIGERIAN TOURISM DEVELOPMENT CORPORATION"	390,521,612.78	0.00	390,521,612.78
43	"NATIONAL COMMISSION FOR MUSEUMS AND MONUMENTS"	234,420,653.30	0.00	234,420,653.30
44	"NATIONAL COUNCIL OF ARTS AND CULTURE"	64,691,857.28	0.00	64,691,857.28



NOTE 40				
OTHER PAYABLES -- contd.				
S/N	MDA	OTHER PAYABLES	DEFERRED INCOME	TOTALS
		410401	410501	
		₦	₦	₦
48	NATIONAL GALLERY OF ART	1,397,261,455.22	0.00	1,397,261,455.22
49	NATIONAL WAR MUSEUM - UMUAHIA	7,100.00	0.00	7,100.00
50	NATIONAL INST. OF HOSPITALITY AND TOURISM DEVELOPMENT STUDIES	18,680,709.99	0.00	18,680,709.99
51	"NATIONAL INSTITUTE FOR CULTURE ORIENTATION"	99,454,326.24	0.00	99,454,326.24
52	"INSTITUTE OF ARCHEOLOGY AND MUSEUM STUDIES, JOS"	31,231,909.00	0.00	31,231,909.00
53	NATIONAL ORIENTATION AGENCY	10,679,495.88	0.00	10,679,495.88
54	MINISTRY OF INTERIOR - HQTRS	590,086,605.00	0.00	590,086,605.00
55	NIGERIA CORRECTIONAL SERVICE	13,527,745,114.46	0.00	13,527,745,114.46
56	NIGERIA IMMIGRATION SERVICE	11,272,866,257.02	0.00	11,272,866,257.02
57	"NIGERIA SECURITY AND CIVILDEFENCE CORPS"	226,074,843.97	0.00	226,074,843.97
58	"CIVIL DEFENCE, IMMIGRATION AND PRISON SERVICE BOARD (CIPB)"	2,005,419,370.63	0.00	2,005,419,370.63
59	CUSTOM, IMMIGRATION, PRISON PENSION OFFICE (CIPPO)	4,541,435.48	0.00	4,541,435.48
60	FEDERAL FIRE SERVICE	235,919,089.93	0.00	235,919,089.93
61	"POLICE FORMATIONS AND COMMANDS"	964,192,144.45	0.00	964,192,144.45
62	"OFFICE OF THE HEAD OF THE CIVIL SERVICE OF THE FEDERATION - HQTRS"	374,767,337.80	0.00	374,767,337.80
63	"FEDERAL GOVT STAFF HOUSING LOANS BOARD"	61,623,889.88	0.00	61,623,889.88
64	"ADMINISTRATIVE STAFF COLLEGE OF NIGERIA"	3,344,713,522.88	0.00	3,344,713,522.88
65	"WEST AFRICAN MGT. DEVT. INSTITUTES NETWORK"	337,500.00	0.00	337,500.00
66	FEDERAL TRAINING CENTRE,ENUGU	6,900,000.00	0.00	6,900,000.00
67	FEDERAL TRAINING CENTRE,ILORIN	191,204,109.72	0.00	191,204,109.72
68	FEDERAL TRAINING CENTRE,KADUNA	1,468,188,800.00	0.00	1,468,188,800.00
69	FEDERAL TRAINING CENTRE,MAIDUGURI	153,000.00	0.00	153,000.00
70	PUBLIC SERVICE INSTITUTE OF NIGERIA.	31,702,706.97	0.00	31,702,706.97
71	BUREAU OF PUBLIC SERVICE REFORMS	63,443,040.00	0.00	63,443,040.00
72	"AUDITOR GENERAL FOR THE FEDERATION"	653,655,485.21	0.00	653,655,485.21
73	PUBLIC COMPLAINTS COMMISSION	204,757,492.89	0.00	204,757,492.89
74	FEDERAL CIVIL SERVICE COMMISSION	4,032,503.92	0.00	4,032,503.92
75	FEDERAL CHARACTER COMMISSION	439,968,603.00	0.00	439,968,603.00
76	"FEDERAL MINISTRY OF POLICE AFFAIRS"	291,036,836.02	0.00	291,036,836.02
77	"MINISTRY OF COMMUNICATION TECHNOLOGY HQTRS"	19,296,155.65	0.00	19,296,155.65
78	NIGERIA COMMUNICATION SATELLITE	785,198,549.12	0.00	785,198,549.12
79	PRESIDENTIAL AIR FLEETS (STATE HOUSE)	1,040,450,000.00	0.00	1,040,450,000.00
80	CODE OF CONDUCT TRIBUNAL	3,991,462,509.41	0.00	3,991,462,509.41
81	"INFRASTRUCTURE CONCESSION REGULATORY COMMISSION"	1,104,778,446.81	0.00	1,104,778,446.81
82	POLICE SERVICE COMMISSION HQTRS	283,736,674.12	0.00	283,736,674.12
83	"SECRETARY TO THE GOVERNMENT OF THE FEDERATION HQTRS"	477,637,841.37	0.00	477,637,841.37
84	LAGOS LIAISON OFFICE	502,135.00	0.00	502,135.00
85	"NATIONAL IDENTITY MANAGEMENT COMMISSION"	11,090,932,889.75	0.00	11,090,932,889.75
86	NATIONAL MERIT AWARD	4,330,000.00	0.00	4,330,000.00
87	FEDERAL ROAD SAFETY COMMISSION	101,990,133.53	0.00	101,990,133.53
88	PRESIDENTIAL ADVISORY COMMITTEE	402,100.00	0.00	402,100.00
89	"NEW PARTNERSHIP FOR AFRICAN DEVELOPMENT"	36,753,592.64	0.00	36,753,592.64
90	"NATIONAL AGENCY FOR THE CONTROL OF AIDS (NACA)"	391,442,279.58	0.00	391,442,279.58
91	NATIONAL PENSION COMMISSION	1,103,362,251.27	0.00	1,103,362,251.27
92	"NATIONAL HAJJ COMMISSION OF NIGERIA"	114,151,860.56	0.00	114,151,860.56



NOTE 40				
OTHER PAYABLES -- contd.				
S/N	MDA	OTHER PAYABLES	DEFERRED INCOME	TOTALS
		410401	410501	
		₦	₦	₦
96	"NATIONAL BOUNDARY COMMISSION (NBC) HQTRS"	480,458,212.71	0.00	480,458,212.71
97	"BORDER COMMUNITIES DEVELOPMENT AGENCY (BCDA) HQTRS"	759,590,681.11	0.00	759,590,681.11
98	"FEDERAL MINISTRY OF SPECIAL DUTIES & INTER - GOVERNMENTAL AFFAIRS HQTRS"	8,620,300.00	0.00	8,620,300.00
99	TERTIARY EDUCATION TRUST FUND	9,321,319,654.96	434,203,627.02	9,755,523,281.98
102	"AGRICULTURAL RESEARCH AND MANAGEMENT INSTITUTE (ARMTI) - ILORIN"	334,810,332.98	0.00	334,810,332.98
103	"NATIONAL CENTRE FOR AGRICULTURAL MECHANISATION- ILORIN"	440,548,881.62	0.00	440,548,881.62
104	"NATIONAL CEREALS RESEARCH INSTITUTE- BADEGGI"	1,754,966,067.35	0.00	1,754,966,067.35
105	"NATIONAL VETERINARY RESEARCH INSTITUTE- VOM"	651,801,844.53	0.00	651,801,844.53
106	"NATIONAL ROOT CROPS RESEARCH INSTITUTE- UMUDIKE"	36,299,723.16	0.00	36,299,723.16
107	"NATIONAL INSTITUTE FOR OIL PALM RESEARCH (NIFOR) - BENIN"	46,509,709.40	0.00	46,509,709.40
108	"INSTITUTE OF AGRICULTURAL RESEARCH-ZARIA"	1,841,444,650.78	0.00	1,841,444,650.78
109	"NATIONAL ANIMAL PRODUCT RESEARCH INSTITUTE- ZARIA"	667,039,944.23	0.00	667,039,944.23
110	"NATIONAL HORTICULTURAL RESEARCH INSTITUTE- IBADAN"	403,271,018.09	0.00	403,271,018.09
111	"NATIONAL AGRICULTURAL LAND DEVELOPMENT AUTHORITY (NALDA) HQTRS"	1,842,410,343.84	0.00	1,842,410,343.84
112	COCOA RESEARCH INSTITUTE- IBADAN	511,363,305.21	0.00	511,363,305.21
113	"INSTITUTE OF AGRICULTURAL RESEARCH AND TRAINING- IBADAN"	665,925,950.84	0.00	665,925,950.84
114	RUBBER RESEARCH INSTITUTE- BENIN	13,341,183.76	0.00	13,341,183.76
115	"NATIONAL INSTITUTE OF FRESHWATER FISH-NEW BUSSA"	348,599,680.69	0.00	348,599,680.69
116	"NATIONAL AGRIC. EXTENSION RESEARCH LIAISON SERVICES- ZARIA"	645,693,602.69	0.00	645,693,602.69
117	VETERINARY COUNCIL OF NIGERIA	42,291,388.07	0.00	42,291,388.07
118	"FEDERAL COLLEGE OF ANIMAL HEALTH AND PRODUCTION TECHNOLOGY - IBADAN"	692,838,387.61	0.00	692,838,387.61
119	FEDERAL COLLEGE OF AGRICULTURE - AKURE	606,357,677.45	0.00	606,357,677.45
120	"FEDERAL COLLEGE OF AGRICULTURE, MOORE PLANTATION- IBADAN"	5,417,826.87	0.00	5,417,826.87
121	"FEDERAL COLLEGE OF AGRICULTURE - ISHIAGU"	1,586,586,435.79	0.00	1,586,586,435.79
122	"FEDERAL COLLEGE OF FRESH WATER FISHERIES TECHNOLOGY - NEW BUSSA"	170,277,135.08	0.00	170,277,135.08
123	"FEDERAL COLLEGE OF ANIMAL HEALTH AND PRODUCTION TECHNOLOGY - VOM"	1,057,813,127.66	0.00	1,057,813,127.66
124	"COLLEGE OF VETERINARY AND MEDICAL LABORATORY TECHNOLOGY - VOM"	48,051,886.23	0.00	48,051,886.23
125	"FEDERAL COLLEGE OF FRESH WATER FISHERIES - BAGA"	143,619,915.39	0.00	143,619,915.39
126	"FEDERAL COLLEGE OF FISHERIES AND MARINE TECHNOLOGY - LAGOS"	4,861,229,249.91	0.00	4,861,229,249.91
127	FEDERAL CO-OPERATIVE COLLEGE- IBADAN	541,510,113.89	0.00	541,510,113.89
128	FEDERAL CO-OPERATIVE COLLEGE- KADUNA	304,449,084.77	0.00	304,449,084.77
129	FEDERAL CO-OPERATIVE COLLEGE- OJI RIVER	85,000.00	0.00	85,000.00
130	"FEDERAL COLLEGE OF LAND RESOURCES TECHNOLOGY - OWERRI"	6,697,482.56	0.00	6,697,482.56
131	"FEDERAL COLLEGE OF LAND RESOURCES TECHNOLOGY, KURU - JOS"	27,401,003.00	0.00	27,401,003.00
132	"FEDERAL COLLEGE OF HORTICULTURE, DADIN-KOWA, GOMBE"	1,794,397,396.97	0.00	1,794,397,396.97
133	"NATIONAL AGRICULTURAL INSURANCE CORPORATION (NAIC)"	472,219,363.42	0.00	472,219,363.42
134	NIGERIAN INSTITUTE OF ANIMAL SCIENCE	205,427,058.60	0.00	205,427,058.60
135	"NIGERIAN INSTITUTE OF SOIL SCIENCE (NISS) HQTRS"	258,775,611.09	0.00	258,775,611.09
136	"NIGERIA STORED PRODUCTS RESEARCH, ILORIN"	3,769,260,633.74	0.00	3,769,260,633.74
137	NATIONAL AGRICULTURE SEEDS COUNCIL	60,169,624.39	0.00	60,169,624.39
138	"NIGERIA AGRICULTURAL QUARANTINE SERVICE"	83,535,433.08	0.00	83,535,433.08
139	"AGRICULTURAL RESEARCH COUNCIL OF NIGERIA"	276,487,799.48	0.00	276,487,799.48
140	LAKE CHAD RESEARCH INSTITUTE MAIDUGURI	102,329,846.01	0.00	102,329,846.01
141	"NIGERIA INSTITUTE OF OCEANOGRAPHY AND MARINE RESEARCH"	2,435,183,543.22	0.00	2,435,183,543.22
142	"FEDERAL UNIVERSITY OF AGRICULTURE, ABEOKUTA"	329,896,916.97	0.00	329,896,916.97



NOTE 40				
OTHER PAYABLES -- contd.				
S/N	MDA	OTHER PAYABLES	DEFERRED INCOME	TOTALS
		410401	410501	
		₦	₦	₦
146	DEBT MANAGEMENT OFFICE	139,419,117.87	0.00	139,419,117.87
147	INVESTMENT AND SECURITIES TRIBUNAL	33,547,856,126.89	0.00	33,547,856,126.89
148	"OFFICE OF THE ACCOUNTANT-GENERAL OF THE FEDERATION"	86,604,296.68	0.00	86,604,296.68
149	FPO ABAKALI	10,266,000.01	0.00	10,266,000.01
150	FPO ADO-EKITI	4,000.00	0.00	4,000.00
151	FPO AKURE	88,900.00	0.00	88,900.00
152	FPO BENIN	200.00	0.00	200.00
153	FPO CALABAR	180,000.00	0.00	180,000.00
154	FPO DUTSE	260,800.00	0.00	260,800.00
155	FPO ENUGU	505.00	0.00	505.00
156	FPO ILORIN	16,000.00	0.00	16,000.00
157	FPO LAGOS I	4,508,538.50	0.00	4,508,538.50
158	FPO LOKOJA	179,589.03	0.00	179,589.03
159	FPO MAKURDI	20.00	0.00	20.00
160	FPO OSOGBO	10,000.00	0.00	10,000.00
161	FPO UMUAHIA	529,576.92	0.00	529,576.92
162	FPO YENOGA	60,371.00	0.00	60,371.00
163	FEDERAL TREASURY ACADEMY OROZO	140,000.00	0.00	140,000.00
164	"PENSION TRANSITIONAL ARRANGEMENT DEPARTMENT (PTAD) HQTRS"	2,030,247,854.03	0.00	2,030,247,854.03
165	BUDGET OFFICE OF THE FEDERATION	239,093,441.98	0.00	239,093,441.98
166	"CENTRE FOR MANAGEMENT DEVELOPMENT DEVELOPMENT"	111,232,197.06	0.00	111,232,197.06
167	NATIONAL BUREAU OF STATISTICS	1,466,955,899.78	0.00	1,466,955,899.78
168	"NIGERIA INSTITUTE OF SOCIAL AND ECONOMIC RESEARCH"	8,898,997.58	0.00	8,898,997.58
169	"FEDERAL MINISTRY OF INDUSTRY, TRADE AND INVESTMENT - HQTRS"	4,653,299,289.32	0.00	4,653,299,289.32
170	INDUSTRIAL TRAINING FUND	380,393,029.53	0.00	380,393,029.53
171	"NIGERIAN EXPORT PROMOTION COUNCIL"	63,985,112.72	0.00	63,985,112.72
172	"FINANCIAL REPORTING COUNCIL OF NIGERIA"	153,541,747.38	0.00	153,541,747.38
173	"NIGERIAN EXPORT PROCESSING ZONES AUTHORITY"	1,272,382,768.72	0.00	1,272,382,768.72
174	CONSUMER PROTECTION COUNCIL	819,768,060.25	0.00	819,768,060.25
175	"LAGOS INTERNATIONAL TRADE FAIR COMPLEX MANAGEMENT BOARD"	114,941,686.62	0.00	114,941,686.62
176	FEDERAL PRODUCE INSPECTION	4,528,800.00	0.00	4,528,800.00
177	"OIL AND GAS FREE ZONES AUTHORITY, NIGERIA (OGFZA)"	296,144,319.34	0.00	296,144,319.34
178	"TAFAWA BALEWA SQUARE MANAGEMENT BOARD"	8,381,059,625.18	0.00	8,381,059,625.18
179	"NIGERIA COMMODITY EXCHANGE (NCX)"	20,214,754.97	0.00	20,214,754.97
180	SMEDAN - H/QTRS	6,201,434,700.75	0.00	6,201,434,700.75
181	"NIGERIAN INVESTMENT PROMOTION COUNCIL HQTRS"	5,451,900.00	0.00	5,451,900.00
182	"NIGERIA OFFICE FOR TRADE NEGOTIATION (NOTN) ABUJA"	133,217,639.98	0.00	133,217,639.98
183	"FEDERAL MINISTRY OF LABOUR AND EMPLOYMENT - HQTRS"	119,264,305.59	0.00	119,264,305.59
184	INDUSTRIAL ARBITRATION PANEL	164,016,982.77	0.00	164,016,982.77
185	"MICHAEL IMODU INSTITUTE OF LABOUR STUDIES"	1,125,772,457.90	0.00	1,125,772,457.90
186	NATIONAL PRODUCTIVITY CENTRE	712,693,305.89	0.00	712,693,305.89
187	"NATIONAL DIRECTORATE OF EMPLOYMENT"	289,175,570.00	0.00	289,175,570.00
188	"FEDERAL MINISTRY OF SCIENCE AND TECHNOLOGY - HQTRS"	737,202,479.48	0.00	737,202,479.48
189	"NATIONAL AGENCY FOR SCIENCE AND ENGINEERING INFRASTRUCTURES HQTRS"	2,072,609,920.42	0.00	2,072,609,920.42
190	"SHEDA SCIENCE AND TECHNOLOGY COMPLEX - ABUJA"	293,774.98	0.00	293,774.98
191	"NIGERIA NATURAL MEDICINE DEVELOPMENT AGENCY"	56,572,784.06	0.00	56,572,784.06



NOTE 40				
OTHER PAYABLES -- contd.				
S/N	MDA	OTHER PAYABLES	DEFERRED INCOME	TOTALS
		410401	410501	
		₦	₦	₦
195	"CENTRE FOR GEODESY AND GEODYNAMICS - TORO BAUCHI STATE"	164,448,289.34	0.00	164,448,289.34
196	"AFRICAN REGIONAL CENTRE FOR SPACE EDUCATION - ILE IFE, OSUN STATE"	44,462,888.07	0.00	44,462,888.07
197	"CENTRE FOR SPACE TRANSPORT PROPULSION - EPE, LAGOS"	157,157,222.51	0.00	157,157,222.51
198	"CENTRE FOR BASIC SPACE SCIENCE - NSUKKA,"	107,480,311.52	0.00	107,480,311.52
199	"NATIONAL CENTRE FOR REMOTE SENSING - JOS, PLATEAU STATE"	186,552,304.98	0.00	186,552,304.98
200	"ZONAL ADVANCE TECHNOLOGY LABORATORY - KANO, KANO STATE"	7,496,400.00	0.00	7,496,400.00
201	"ADVANCED AIRCRAFT ENGINEERING LABORATORY, GUSAU - ZAMFARA STATE"	1,042,068.49	0.00	1,042,068.49
202	"ADVANCED AEROSPACE ENGINE LABORATORY, OKA - ONDO STATE"	9,878,942.28	0.00	9,878,942.28
203	"ADVANCED UNMANNED AERIAL LABORATORY, UBURU - EBONYI STATE"	1,973,184.00	0.00	1,973,184.00
204	"NASRDA INSTITUTE OF SPACE SCIENCE & ENGINEERING, ABUJA"	35,624,066.59	0.00	35,624,066.59
205	"ZONAL ADVANCED SPACE TECHNOLOGY APPLICATION, KASHERE - GOMBE STATE"	51,443,122.08	0.00	51,443,122.08
206	"ZONAL ADVANCE SPACE TECHNOLOGY APPLICATION, LANGTANG , PLATEAU STATE"	63,461,281.95	0.00	63,461,281.95
207	COOPERATIVE INFORMATION NETWORK	2,171,400.00	0.00	2,171,400.00
208	"NATIONAL BIOTECHNOLOGY DEVELOPMENT AGENCY - ABUJA"	1,687,152,196.48	0.00	1,687,152,196.48
209	"BIORESOURCE DEVELOPMENT CENTRE ABUJA, FCT"	51,310,148.70	0.00	51,310,148.70
210	"BIORESOURCE DEVELOPMENT CENTRE ISANLU, KOGI STATE"	29,077,149.70	0.00	29,077,149.70
211	"BIORESOURCE DEVELOPMENT CENTRE JALINGO, TARABA STATE"	884,338,836.52	0.00	884,338,836.52
212	"BIORESOURCE DEVELOPMENT CENTRE KATSINA, KATSINA STATE"	50,000.00	0.00	50,000.00
213	"BIORESOURCE DEVELOPMENT CENTRE ODI, BAYELSA STATE"	1,147,328,507.04	0.00	1,147,328,507.04
214	"BIORESOURCE DEVELOPMENT CENTRE OWODE, OGUN STATE"	102,167,302.44	0.00	102,167,302.44
215	"BIORESOURCE DEVELOPMENT CENTRE AROCHUKWU, ABIA STATE"	3,030,000.00	0.00	3,030,000.00
216	"BIORESOURCE DEVELOPMENT CENTRE KANO, KANO STATE"	9,744,371.00	0.00	9,744,371.00
217	"BIORESOURCE DEVELOPMENT CENTRE - EFFRAYA, CROSS RIVER STATE"	46,000.00	0.00	46,000.00
218	"AQUATIC BIORESOURCES TRAINING CENTRE IDAH KOGI STATE"	1,813,000.00	0.00	1,813,000.00
219	"AQUATIC BIORESOURCES TRAINING CENTRE TUNARI TARABA STATE"	272,000.00	0.00	272,000.00
220	"BIORESOURCE DEVELOPMENT CENTRE DIKWA BORNO STATE"	397,900.00	0.00	397,900.00
221	"BIORESOURCE DEVELOPMENT CENTRE BILIRI GOMBE STATE"	15,603,524.84	0.00	15,603,524.84
222	"BIORESOURCE DEVELOPMENT CENTRE CHIBOK, BORNO STATE"	7,698,894.48	0.00	7,698,894.48
223	"BIORESOURCE DEVELOPMENT CENTRE MAKURDI, BENUE STATE"	152,910,140.42	0.00	152,910,140.42
224	"BIORESOURCE DEVELOPMENT CENTRE, MICHKA ADAMAWA STATE"	650,000.00	0.00	650,000.00
225	"BIORESOURCE DEVELOPMENT CENTRE, ILORIN KWARA STATE"	137,859,294.69	0.00	137,859,294.69
226	"BIORESOURCE DEVELOPMENT CENTRE, ABAGANA ANAMBRA STATE"	39,200,000.00	0.00	39,200,000.00
227	"BIORESOURCE DEVELOPMENT CENTRE, OKA AKOKO ONDO STATE"	387,132,339.35	0.00	387,132,339.35
228	"BIORESOURCE DEVELOPMENT CENTRE, BOGORO, BAUCHI STATE"	110,615,009.00	0.00	110,615,009.00
229	"BIORESOURCE DEVELOPMENT CENTRE, UBULU-UKU, DELTA STATE"	94,720.00	0.00	94,720.00
230	"BIORESOURCES DEVELOPMENT CENTRE JEGA KEBBI STATE"	2,013,053.02	0.00	2,013,053.02
231	"BOARD FOR TECHNOLOGY BUSINESS INCUBATOR CENTRE - ABUJA"	100,088,130.16	0.00	100,088,130.16
232	TECHNOLOGY INCUBATION CENTRE, LAFIA	42,785,734.92	0.00	42,785,734.92
233	"TECHNOLOGY INCUBATION CENTRE, MAKURDI"	7,354,748.75	0.00	7,354,748.75
234	NORTH WEST ZONAL OFFICE, KANO	15,534,952.39	0.00	15,534,952.39
235	NORTH EAST ZONAL OFFICE, BAUCHI	20,664,000.28	0.00	20,664,000.28
236	NORTH CENTRAL ZONAL OFFICE, MINNA	16,051,965.37	0.00	16,051,965.37
237	SOUTH WEST ZONAL OFFICE, LAGOS	5,145,040.79	0.00	5,145,040.79
238	SOUTH EAST ZONAL OFFICE, NNEWI	12,409,049.10	0.00	12,409,049.10
239	"TECHNOLOGY BUSINESS INCUBATOR CENTRE - AGEGE"	4,867,946.24	0.00	4,867,946.24



NOTE 40				
OTHER PAYABLES -- contd.				
S/N	MDA	OTHER PAYABLES	DEFERRED INCOME	TOTALS
		410401	410501	
		₦	₦	₦
243	"TECHNOLOGY BUSINESS INCUBATOR CENTRE - CALABAR"	3,801,400.00	0.00	3,801,400.00
244	"TECHNOLOGY BUSINESS INCUBATOR CENTRE - MINNA"	265,150,040.42	0.00	265,150,040.42
245	"TECHNOLOGY BUSINESS INCUBATOR CENTRE - WARRI"	3,996,310.69	0.00	3,996,310.69
246	"TECHNOLOGY BUSINESS INCUBATOR CENTRE - MAIDUGURI"	9,217,180.23	0.00	9,217,180.23
247	"TECHNOLOGY BUSINESS INCUBATOR CENTRE - GUSAU"	61,755,848.77	0.00	61,755,848.77
248	"TECHNOLOGY BUSINESS INCUBATOR CENTRE - SOKOTO"	10,403,165.22	0.00	10,403,165.22
249	"TECHNOLOGY BUSINESS INCUBATOR CENTRE - UYO"	3,136,875.00	0.00	3,136,875.00
250	"TECHNOLOGY BUSINESS INCUBATOR CENTRE - B/ KEBBI"	12,500,000.00	0.00	12,500,000.00
251	"TECHNOLOGY BUSINESS INCUBATOR CENTRE - IGBOTAKO"	25,970,105.50	0.00	25,970,105.50
252	"TECHNOLOGY BUSINESS INCUBATOR CENTRE - BAUCHI"	31,509,006.00	0.00	31,509,006.00
253	"TECHNOLOGY BUSINESS INCUBATOR CENTRE - IBADAN"	3,618,906.85	0.00	3,618,906.85
254	"TECHNOLOGY BUSINESS INCUBATOR CENTRE - BENIN"	46,856,941.83	0.00	46,856,941.83
255	"TECHNOLOGY BUSINESS INCUBATOR CENTRE - OKWE ONUIMO"	14,070.00	0.00	14,070.00
256	"TECHNOLOGY BUSINESS INCUBATOR CENTRE - ABEOKUTA"	1,100.00	0.00	1,100.00
257	"TECHNOLOGY BUSINESS INCUBATOR CENTRE - YOLA"	16,431,140.00	0.00	16,431,140.00
258	"TECHNOLOGY BUSINESS INCUBATOR CENTRE - YENEGOA"	2,441,566.20	0.00	2,441,566.20
259	"NATIONAL CENTRE FOR GENETIC RESEARCH AND BIOTECHNOLOGY - IBADAN"	51,817,827.93	0.00	51,817,827.93
260	"ELECTRONICS DEVELOPMENT INSTITUTE (ELDI), AWKA"	13,844,082.77	0.00	13,844,082.77
261	"NATIONAL CENTRE FOR TECHNOLOGY MANAGEMENT, HQTRS, ILE IFE"	478,300,965.62	0.00	478,300,965.62
262	"REGIONAL CENTRE FOR TECHNOLOGY MANAGEMENT (NACETEM - LAGOS)"	15,835,404.50	0.00	15,835,404.50
263	"NATIONAL ENGINEERING DESIGN AND DEVELOPMENT CENTRE -NNEWI"	278,771,894.05	0.00	278,771,894.05
264	"CENTRE FOR SATELLITE TECHNOLOGY DEVELOPMENT - ABUJA"	10,574,282.63	0.00	10,574,282.63
265	"NIGERIAN BUILDING AND ROAD RESEARCH INSTITUTE - LAGOS"	940,909,820.89	0.00	940,909,820.89
266	PROJECT DEVELOPMENT INSTITUTE - ENUGU	9,500,167.40	0.00	9,500,167.40
267	"NATIONAL OFFICE OF TECHNOLOGY ACQUISITION AND PROMOTION - ABUJA"	134,336,037.24	0.00	134,336,037.24
268	"NATIONAL RESEARCH INSTITUTE FOR CHEMICAL TECHNOLOGY -ZARIA"	20,506,787,691.88	0.00	20,506,787,691.88
269	"NIGERIAN INSTITUTE FOR TRYPANOSOMIASIS RESEARCH - KADUNA"	409,224,745.15	0.00	409,224,745.15
270	"FEDERAL INSTITUTE OF INDUSTRIAL RESEARCH -OSHODI"	8,586,997,585.52	0.00	8,586,997,585.52
271	"SCIENCE EQUIPMENT DEVELOPMENT INSTITUTE- ENUGU"	11,303,044.97	0.00	11,303,044.97
272	"HYDRAULIC EQUIPMENT RESEARCH INSTITUTE - KANO"	79,198,800.16	0.00	79,198,800.16
273	"ENGINEERING MATERIALS DEVELOPMENT INSTITUTE - AKURE"	84,463,707.56	0.00	84,463,707.56
274	"NIGERIA INSTITUTE OF LEATHER AND SCIENCE TECHNOLOGY (NILEST) HQTRS"	326,689,298.84	0.00	326,689,298.84
275	"HEAVY LEATHER MANUFACTURE CENTRE, MAIDUGURI"	12,507,108.41	0.00	12,507,108.41
276	"LIGHT LEATHER MANUFACTURE CENTRE, SOKOTO"	6,503,107.22	0.00	6,503,107.22
277	"RAW HIDES & SKIN IMPROVEMENT CENTRE, JOS"	15,684,319.97	0.00	15,684,319.97
278	"EFFLUENT & POLLUTION MONITORING CENTRE, KANO"	1,476,801.09	0.00	1,476,801.09
279	"SOUTH-WEST REGIONAL CLUSTER RESEARCH & DEVELOPMENT CENTER, ABEOKUTA - OGUN STATE"	19,413,231.24	0.00	19,413,231.24
280	"SOUTH-EAST REGIONAL LEATHER RESEARCH & DEVELOPMENT EXTENSION CENTER, OWERRI - IMO STATE"	48,741,741.85	0.00	48,741,741.85
281	"NIGERIA INSTITUTE FOR SCIENCE LABORATORY TECHNOLOGY - IBADAN"	2,307,199,757.23	0.00	2,307,199,757.23
282	"POWER EQUIPMENT AND ELECTRICAL MACHINERY DEVELOPMENT CENTRE - OKENE"	272,894,924.38	0.00	272,894,924.38
283	"SCIENCE EQUIPMENT DEVELOPMENT INTITUTE - MINNA"	309,107,298.51	0.00	309,107,298.51
284	"TECHNOLOGY BUSINESS INCUBATOR CENTRE - ILORIN"	1,646,253.12	0.00	1,646,253.12
285	"TECHNOLOGY BUSINESS INCUBATOR CENTRE - TARABA"	74,849,472.49	0.00	74,849,472.49
286	"TECHNOLOGY BUSINESS INCUBATOR CENTRE - KADUNA"	17,954,069.91	0.00	17,954,069.91
287	"PROTOTYPE ENGINEERING DEVELOPMENT INSTITUTE , ILESHA"	31,711,432.32	0.00	31,711,432.32



NOTE 40				
OTHER PAYABLES -- contd.				
S/N	MDA	OTHER PAYABLES	DEFERRED INCOME	TOTALS
		410401	410501	
		₦	₦	₦
291	"NATIONAL CENTRE FOR ENERGY EFFICIENCY AND CONSERVATIVE, UNIVERSITY OF LAGOS."	78,952,700.83	0.00	78,952,700.83
292	"NATIONAL CENTRE FOR HYDROPOWER RESEARCH AND DEVELOPMENT ,UNIVERSITY OF ILORIN"	756,591,607.03	0.00	756,591,607.03
293	"NATIONAL CENTRE FOR ENERGY AND ENVIRONMENT ,UNIVERSITY OF BENIN"	13,539,716.02	0.00	13,539,716.02
294	"TECHNOLOGY BUSINESS INCUBATOR - ENUGU"	515,369,000.02	0.00	515,369,000.02
295	ENERGY COMMISSION OF NIGERIA	353,607,340.34	0.00	353,607,340.34
296	"NATIONAL CENTRE FOR PETROLEUM RESEARCH AND DEVELOPMENT (NCPRD), ABUBAKAR TAFAWA BALEWA UNIVERSITY BAUCHI"	80,293,553.91	0.00	80,293,553.91
297	"TECHNOLOGY BUSINESS INCUBATION CENTRE ADO-EKITI"	12,121,856.39	0.00	12,121,856.39
298	"TECHNOLOGY BUSINESS INCUBATION CENTRE ILE-IFE"	78,319,039.63	0.00	78,319,039.63
299	"FEDERAL MINISTRY OF TRANSPORT - HQTRS"	8,472,046,199.44	0.00	8,472,046,199.44
300	"NIGERIAN INSTITUTE OF TRANSPORT TECHNOLOGY"	11,487,345,750.15	0.00	11,487,345,750.15
301	NIGERIAN RAILWAY	697,558,917.87	0.00	697,558,917.87
302	"NATIONAL INLAND WATERWAYS AUTHORITY"	635,313,039.57	0.00	635,313,039.57
303	MARITIME ACADEMY, ORON	4,306,352,686.81	0.00	4,306,352,686.81
304	"COUNCIL FOR THE REGULATION OF FREIGHT FORWARDING IN NIGERIA"	399,859,467.21	0.00	399,859,467.21
305	FEDERAL MINISTRY OF AVIATION	573,863,110.80	0.00	573,863,110.80
306	"NIGERIAN COLLEGE OF AVIATION TECHNOLOGY-ZARIA"	11,192,201,363.96	0.00	11,192,201,363.96
307	NIGERIAN METEOROLOGICAL AGENCY	163,704,911.47	0.00	163,704,911.47
308	ACCIDENT AND INVESTIGATION BUREAU	2,283,971,839.89	0.00	2,283,971,839.89
309	"FEDERAL MINISTRY OF POWER - HQTRS"	619,121,430.96	0.00	619,121,430.96
310	"NATIONAL RURAL ELECTRIFICATION AGENCY"	776,779,640.48	0.00	776,779,640.48
311	"NIGERIAN ELECTRICITY REGULATORY COMMISSION"	11,107,302,872.77	0.00	11,107,302,872.77
312	"NIGERIAN ELECTRICITY MANAGEMENT SERVICES AGENCY (NEMSA) HQTRS"	6,935,851.24	0.00	6,935,851.24
313	"NATIONAL POWER TRAINING INSTITUTE"	3,978,796,129.32	0.00	3,978,796,129.32
314	"NIGERIA ELECTRICITY LIABILITY MANAGEMENT LIMITED"	384,452,091.85	0.00	384,452,091.85
315	"TRANSMISSION COMPANY OF NIGERIA"	247,424,960,988.65	0.00	247,424,960,988.65
316	"NIGERIAN BULK ELECTRICITY TRADING PLC"	8,686,506,842.77	0.00	8,686,506,842.77
317	"FEDERAL MINISTRY OF WORKS AND HOUSING"	38,129,600,380.73	0.00	38,129,600,380.73
318	"OFFICE OF THE SURVEYOR-GENERAL OF THE FEDERATION"	160,140,087.64	0.00	160,140,087.64
319	FEDERAL SCHOOL OF SURVEY, OYO	63,145,319.53	0.00	63,145,319.53
320	"FEDERAL ROAD MAINTENANCE AGENCY"	8,505,497,441.29	0.00	8,505,497,441.29
321	"COUNCIL FOR THE REGULATION OF ENGINEERING IN NIGERIA (COREN)"	338,687,831.35	0.00	338,687,831.35
322	SURVEY COUNCIL OF NIGERIA	34,084,621.46	0.00	34,084,621.46
323	"REGIONAL CENTRE FOR TRAINING IN AEROSPACE SURVEY"	690,392,493.00	0.00	690,392,493.00
324	"MINISTRY OF PETROLEUM RESOURCES HQTRS"	455,287,737.02	0.00	455,287,737.02
325	"DEPARTMENT OF PETROLEUM RESOURCES"	2,078,592,675.71	0.00	2,078,592,675.71
326	PETROLEUM TRAINING INSTITUTE	1,855,801,190.88	0.00	1,855,801,190.88
327	"PETROLEUM PRODUCTS PRICING REGULATORY AGENCY (PPRA)"	9,815,324.57	0.00	9,815,324.57
328	"NIGERIA NUCLEAR REGULATORY AUTHORITY"	246,567,917.86	0.00	246,567,917.86
329	"MINISTRY OF MINES AND STEEL DEVELOPMENT- HQTRS"	1,454,189,595.01	0.00	1,454,189,595.01
330	"COUNCIL OF NIGERIAN MINING ENGINEERS AND GEOSCIENCES"	39,159,506.79	0.00	39,159,506.79
331	"NIGERIAN GEOLOGICAL SURVEY AGENCY."	438,677,574.13	0.00	438,677,574.13
332	"NATIONAL STEEL RAW MATERIALS EXPLORATION AGENCY, KADUNA"	352,682,759.61	0.00	352,682,759.61
333	"NATIONAL METALLURGICAL DEVELOPMENT CENTRE, JOS"	150,743,431.36	0.00	150,743,431.36
334	"METALLURGICAL TRAINING INSTITUTE, ONITSHA"	1,979,861,583.49	0.00	1,979,861,583.49
335	"NATIONAL IRON ORE MINING PROJECT - ITAKPE"	216,752,129.89	0.00	216,752,129.89



NOTE 40				
OTHER PAYABLES -- contd.				
S/N	MDA	OTHER PAYABLES	DEFERRED INCOME	TOTALS
		410401	410501	
		₦	₦	₦
339	"SOLID MINERAL DEVELOPMENT FUND OFFICE"	71,008,168.28	0.00	71,008,168.28
340	"NATIONAL SALARIES, INCOMES AND WAGES COMMISSION"	181,482,556.33	0.00	181,482,556.33
341	"REVENUE MOBILIZATION, ALLOCATION, AND FISCAL COMMISSION"	226,636,088.87	0.00	226,636,088.87
342	FISCAL RESPONSIBILITY COMMISSION	115,455,698.00	0.00	115,455,698.00
343	"FEDERAL MINISTRY OF WATER RESOURCES - HQTRS"	2,088,949,459.91	0.00	2,088,949,459.91
344	"NIGERIA HYDROLOGICAL SERVICE AGENCY"	3,570,671,230.02	0.00	3,570,671,230.02
345	ANAMBRA/ IMO RBDA	8,957,513,774.08	0.00	8,957,513,774.08
346	BENIN/ OWENA RBDA	219,741,030.11	0.00	219,741,030.11
347	CHAD BASIN RBDA	2,219,575,140.79	0.00	2,219,575,140.79
348	CROSS RIVER RBDA	731,113,473.17	0.00	731,113,473.17
349	HADEJIA-JAMA'ARE RBDA	831,532,347.85	0.00	831,532,347.85
350	LOWER BENUE RBDA	1,442,931,333.01	0.00	1,442,931,333.01
351	LOWER NIGER RBDA	561,515,231.98	0.00	561,515,231.98
352	NIGER DELTA RBDA	207,356,187.21	0.00	207,356,187.21
353	OGUN/ OSUN RBDA	1,468,582,945.41	0.00	1,468,582,945.41
354	SOKOTO RIMA RBDA	353,095,467.98	0.00	353,095,467.98
355	UPPER BENUE RBDA	1,068,582,226.51	0.00	1,068,582,226.51
356	UPPER NIGER RBDA	57,805,806,613.40	0.00	57,805,806,613.40
357	"NATIONAL WATER RESOURCES INSTITUTE-KADUNA"	279,463,403.75	0.00	279,463,403.75
358	"NIGERIA INTEGRATED WATER MANAGEMENT COMMISSION"	87,660,153.30	0.00	87,660,153.30
LAW & JUSTICES SECTOR				
359	COURT OF APPEAL	5,868,719,197.52	0.00	5,868,719,197.52
360	FEDERAL HIGH COURT-ABUJA	7,360,103.82	0.00	7,360,103.82
361	"FEDERAL MINISTRY OF JUSTICE - HQTRS"	78,792,864.45	0.00	78,792,864.45
362	LEGAL AID COUNCIL	657,125,627.85	0.00	657,125,627.85
363	COUNCIL OF LEGAL EDUCATION	122,982,289.10	0.00	122,982,289.10
364	"NIGERIA INSTITUTE OF ADVANCED LEGAL STUDIES"	4,421,260,166.18	0.00	4,421,260,166.18
365	"NATIONAL HUMAN RIGHTS COMMISSION"	104,601,125.42	0.00	104,601,125.42
366	"REGIONAL CENTRE FOR INT'L COMMERCIAL ARBITRATION"	36,264,000.00	0.00	36,264,000.00
367	"NATIONAL DRUG LAW ENFORCEMENT AGENCY"	42,613,123.16	0.00	42,613,123.16
368	NIGERIAN COPYRIGHT COMMISSION	38,965,637.00	0.00	38,965,637.00
369	"NATIONAL AGENCY FOR THE PROHIBITION OF TRAFFIC IN PERSONS"	815,156,188.69	0.00	815,156,188.69
370	"INDEPENDENT CORRUPT PRACTICES AND RELATED OFFENCES COMMISSION"	280,136,883.21	0.00	280,136,883.21
371	CODE OF CONDUCT BUREAU	131,350,933.27	0.00	131,350,933.27
REGIONAL SECTOR				
372	"FEDERAL CAPITAL TERRITORY ADMINISTRATION"	12,854,298,655.38	0.00	12,854,298,655.38
373	"FEDERAL MINISTRY OF NIGER DELTA HQTRS"	11,983,258,049.41	0.00	11,983,258,049.41
SOCIAL SECTOR				
374	"FEDERAL MINISTRY OF YOUTH & SPORTS DEVELOPMENT - HQTRS"	172,617,585.45	0.00	172,617,585.45
375	"CITIZENSHIP AND LEADERSHIP TRAINING CENTRE"	161,666,317.05	0.00	161,666,317.05
376	"NATIONAL YOUTH SERVICE CORPS (NYSC)"	830,080,959.97	0.00	830,080,959.97
377	NIGERIA FOOTBALL FEDERATION	14,738,894.98	0.00	14,738,894.98
378	NIGERIA INSTITUTE FOR SPORTS (NIS)	290,408,216.79	0.00	290,408,216.79
379	"FEDERAL MINISTRY OF WOMEN AFFAIRS - HQTRS"	922,636,455.99	0.00	922,636,455.99
380	"NATIONAL CENTRE FOR WOMENDEVELOPMENT"	1,656,815,466.03	0.00	1,656,815,466.03



NOTE 40				
OTHER PAYABLES -- contd.				
S/N	MDA	OTHER PAYABLES	DEFERRED INCOME	TOTALS
		410401	410501	
		₦	₦	₦
381	FEDERAL MINISTRY OF EDUCATION - HQTRS	62,881,994.73	0.00	62,881,994.73
382	"WEST AFRICAN EXAMINATION COUNCIL (INTERNATIONAL)"	10,368,603.48	0.00	10,368,603.48
383	"WEST AFRICAN EXAMINATION COUNCIL (LOCAL)"	626,249,993.48	0.00	626,249,993.48
384	"NATIONAL INSTITUTE FOR EDUCATION PLANNING & ADMINISTRATION"	12,594,724.99	0.00	12,594,724.99
385	NATIONAL LIBRARY OF NIGERIA	110,081,335.40	0.00	110,081,335.40
386	NATIONAL EXAMINATIONS COUNCIL	3,773,014,546.76	0.00	3,773,014,546.76
387	MASS LITERACY COUNCIL	696,699,798.91	0.00	696,699,798.91
388	NOMADIC EDUCATION COMMISSION	940,701,234.11	0.00	940,701,234.11
389	"NATIONAL EDUCATION RESEARCH & DEVELOPMENT COUNCIL"	3,196,810.83	0.00	3,196,810.83
390	"NATIONAL BUSINESS AND TECHNICAL EDUCATION BOARD"	978,619,032.38	0.00	978,619,032.38
391	"TEACHERS REGISTRATION COUNCIL OF NIGERIA"	3,788,869.84	0.00	3,788,869.84
392	"COMPUTER REGISTRATION COUNCIL OF NIGERIA"	311,341,687.80	0.00	311,341,687.80
393	"NATIONAL COMMISSION FOR COLLEGE EDUCATION SECRETARIAT"	2,438,468,882.56	0.00	2,438,468,882.56
394	NATIONAL TEACHERS INSTITUTE	309,825,469.27	0.00	309,825,469.27
395	FEDERAL POLYTECHNIC ADO-EKITI	6,118,820,252.82	0.00	6,118,820,252.82
396	FEDERAL POLYTECHNIC BAUCHI	182,015,716.53	0.00	182,015,716.53
397	FEDERAL POLYTECHNIC BIDA	1,117,143,199.34	0.00	1,117,143,199.34
398	FEDERAL POLYTECHNIC IDAH	4,078,803,156.04	0.00	4,078,803,156.04
399	FEDERAL POLYTECHNIC KAURA-NAMODA	1,624,042,704.53	0.00	1,624,042,704.53
400	FEDERAL POLYTECHNIC MUBI	652,700,783.05	0.00	652,700,783.05
401	FEDERAL POLYTECHNIC NASARAWA	6,118,820,252.82	0.00	6,118,820,252.82
402	"AKANU IBIAM FEDERAL POLYTECHNIC, UNWANA - AFIKPO"	8,795,510,934.43	0.00	8,795,510,934.43
403	FEDERAL POLYTECHNIC KADUNA	132,924,389.70	0.00	132,924,389.70
404	FEDERAL POLYTECHNIC OFFA	6,056,535,768.70	0.00	6,056,535,768.70
405	FEDERAL POLYTECHNIC EDE	208,636,210.59	0.00	208,636,210.59
406	FEDERAL POLYTECHNIC AUCHI	8,391,595,340.42	0.00	8,391,595,340.42
407	FEDERAL POLYTECHNIC NEKEDE	90,193,833.08	0.00	90,193,833.08
408	FEDERAL POLYTECHNIC OKO	4,028,963,050.83	0.00	4,028,963,050.83
409	FEDERAL POLYTECHNIC DAMATURU	11,395,378,000.37	0.00	11,395,378,000.37
410	FEDERAL POLYTECHNIC HUSSAINI ADAMU	21,307,481.50	0.00	21,307,481.50
411	FEDERAL POLYTECHNIC GWANDU	1,172,226.99	0.00	1,172,226.99
412	FEDERAL POLYTECHNIC ILARO	167,836,184.40	0.00	167,836,184.40
413	YABA COLLEGE OF TECHNOLOGY	6,561,581.00	0.00	6,561,581.00
414	FEDERAL POLYTECHNIC BALI	39,468,933.13	0.00	39,468,933.13
415	FEDERAL POLYTECHNIC EKOWE	5,101,243,700.43	0.00	5,101,243,700.43
416	FEDERAL POLYTECHNIC BONNY	798,904,187.76	0.00	798,904,187.76
417	FEDERAL POLYTECHNIC UKANA	679,344,256.63	0.00	679,344,256.63
418	"NATIONAL INSTITUTE FOR CONSTRUCTION TECHNOLOGY UROMI, EDO STATE"	314,535,485.38	0.00	314,535,485.38
419	"FEDERAL POLYTECHNIC, ILE-OLUJI, ONDO STATE"	1,818,531,003.42	0.00	1,818,531,003.42
420	FEDERAL COLLEGE OF EDUCATION ABEOKUTA	3,396,739,478.62	0.00	3,396,739,478.62
421	FEDERAL COLLEGE OF EDUCATION AKOKA	731,821,339.41	0.00	731,821,339.41
422	FEDERAL COLLEGE OF EDUCATION ASABA	69,663,706.23	0.00	69,663,706.23
423	FEDERAL COLLEGE OF EDUCATION BICHI	2,169,451,792.86	0.00	2,169,451,792.86
424	FEDERAL COLLEGE OF EDUCATION GOMBE	69,731,612.27	0.00	69,731,612.27
425	FEDERAL COLLEGE OF EDUCATION GUSAU	74,209,119.67	0.00	74,209,119.67
426	FEDERAL COLLEGE OF EDUCATION KANO	705,107,292.95	0.00	705,107,292.95



NOTE 40				
OTHER PAYABLES -- contd.				
S/N	MDA	OTHER PAYABLES	DEFERRED INCOME	TOTALS
		410401	410501	
		₦	₦	₦
430	FEDERAL COLLEGE OF EDUCATION OKENE	2,753,387,294.60	0.00	2,753,387,294.60
431	FEDERAL COLLEGE OF EDUCATION OMUKU	31,241,999.99	0.00	31,241,999.99
432	FEDERAL COLLEGE OF EDUCATION ONDO	2,424,309,974.94	0.00	2,424,309,974.94
433	FEDERAL COLLEGE OF EDUCATION OYO	2,791,892,655.46	0.00	2,791,892,655.46
434	FEDERAL COLLEGE OF EDUCATION PANKSHIN	362,271,038.97	0.00	362,271,038.97
435	FEDERAL COLLEGE OF EDUCATION POTISKUM	2,601,996,902.95	0.00	2,601,996,902.95
436	FEDERAL COLLEGE OF EDUCATION UMUNZE	1,492,164,660.00	0.00	1,492,164,660.00
437	FEDERAL COLLEGE OF EDUCATION YOLA	2,061,303,732.74	0.00	2,061,303,732.74
438	FEDERAL COLLEGE OF EDUCATION ZARIA	1,671,964,864.68	0.00	1,671,964,864.68
439	"FEDERAL COLLEGE OF EDUCATION EHA- AMUFU"	693,246.40	0.00	693,246.40
440	"ALVAN IKOKU COLLEGE OF EDUCATION, OWERRI"	1,881,222,928.22	0.00	1,881,222,928.22
441	"NATIONAL UNIVERSITIES COMMISSION SECRETARIAT"	1,047,844,370.86	0.00	1,047,844,370.86
442	UNIVERSITY OF IBADAN	24,635,850,483.23	0.00	24,635,850,483.23
443	UNIVERSITY OF LAGOS	4,013,105,186.76	0.00	4,013,105,186.76
444	UNIVERSITY OF NIGERIA, NNSUKA	44,645,818.23	0.00	44,645,818.23
445	AHMADU BELLO UNIVERSITY, ZARIA	10,752,148,293.74	0.00	10,752,148,293.74
446	OBAFEMI AWOLowo UNIVERSITY	1,901,723,301.38	0.00	1,901,723,301.38
447	UNIVERSITY OF BENIN	70,149,288.49	0.00	70,149,288.49
448	UNIVERSITY OF JOS	43,906,432.38	0.00	43,906,432.38
449	UNIVERSITY OF CALABAR	118,836.01	0.00	118,836.01
450	UNIVERSITY OF ILORIN	655,011,764.62	0.00	655,011,764.62
451	UNIVERSITY OF ABUJA	307,968,478.13	0.00	307,968,478.13
452	UNIVERSITY OF PORT HARCOURT	45,706,301.39	0.00	45,706,301.39
453	"ABUBAKAR TAFAWA BALEWA UNIVERSITY, BAUCHI"	37,254,673.00	0.00	37,254,673.00
454	UNIVERSITY OF TECHNOLOGY, OWERRI	15,736,537,995.15	0.00	15,736,537,995.15
455	FEDERAL UNIVERSITY OF TECHNOLOGY, AKURE	2,324,176,826.21	0.00	2,324,176,826.21
456	"FEDERAL UNIVERSITY OF TECHNOLOGY, MINNA"	1,438,068,487.10	0.00	1,438,068,487.10
457	FEDERAL UNIVERSITY OF TECHNOLOGY, YOLA	672,295,230.55	0.00	672,295,230.55
458	UNIVERSITY OF UYO	2,787,895,691.98	0.00	2,787,895,691.98
459	UNIVERSITY OF MAIDUGURI	315,706,263.60	0.00	315,706,263.60
460	NNAMDI AZIKIWE UNIVERSITY, AWKA	221,790.06	0.00	221,790.06
461	BAYERO UNIVERSITY, KANO	35,610,895,348.54	218,077,433.71	35,828,972,782.25
462	USMAN DAN FODIO UNIVERSITY, SOKOTO	275,320,288.03	0.00	275,320,288.03
463	NATIONAL MATHEMATICAL CENTRE, SHEDA	1,012,943,486.63	0.00	1,012,943,486.63
464	"FRENCH LANGUAGE VILLAGE BADAGARY, LAGOS"	571,663,530.60	0.00	571,663,530.60
465	ARABIC LANGUAGE VILLAGE BORNO	309,235,645.78	0.00	309,235,645.78
466	"NATIONAL INSTITUTE FOR NIGERIAN LANGUAGES"	2,001,003.85	0.00	2,001,003.85
467	FEDERAL UNIVERSITY OYE-EKITI	1,833,363,141.40	0.00	1,833,363,141.40
468	FEDERAL UNIVERSITY OTUOKE	296,095,924.26	0.00	296,095,924.26
469	FEDERAL UNIVERSITY DUTSE	141,589,933.45	0.00	141,589,933.45
470	"ALEX EKWUEME FEDERAL UNIVERSITY NDUFU ALIKE IKWO"	746,468,135.00	0.00	746,468,135.00
471	FEDERAL UNIVERSITY LAFIA	974,235,330.45	0.00	974,235,330.45
472	FEDERAL UNIVERSITY DUTSIN-MA	1,616,769,022.56	0.00	1,616,769,022.56
473	FEDERAL UNIVERSITY KASHERE	4,816,046,454.43	0.00	4,816,046,454.43
474	FEDERAL UNIVERSITY LOKOJA	2,527,080,751.51	0.00	2,527,080,751.51



NOTE 40				
OTHER PAYABLES -- contd.				
S/N	MDA	OTHER PAYABLES	DEFERRED INCOME	TOTALS
		410401	410501	
		₦	₦	₦
478	FEDERAL UNIVERSITY OF GUSAU	1,244,539,792.83	0.00	1,244,539,792.83
479	NIGERIA MARITIME UNIVERSITY, OKERENKOKO	221,756,903.12	0.00	221,756,903.12
480	NIGERIAN ARMY UNIVERSITY BIU	193,225,344.94	0.00	193,225,344.94
481	"DIVISION OF AGRICULTURAL COLLEGE, ABU ZARIA"	4,365,272,228.50	0.00	4,365,272,228.50
482	"FEDERAL UNIVERSITY OF PETROLEUM RESOURCES, EFFURUN"	506,160,183.13	0.00	506,160,183.13
483	NATIONAL OPEN UNIVERSITY	135,145,016.35	0.00	135,145,016.35
484	E.S.C. SOKOTO	37,269,844.71	0.00	37,269,844.71
485	FGC AZARE	1,912,255,463.62	0.00	1,912,255,463.62
486	FGC BUNI-YADI	381,721,467.67	0.00	381,721,467.67
487	FGC BIRIN YAURI	189,720,005.80	0.00	189,720,005.80
488	FGC DAURA	1,534,567,819.19	0.00	1,534,567,819.19
489	FGC GANYE	72,080,000.00	0.00	72,080,000.00
490	FGC GARKI	42,202,994.92	0.00	42,202,994.92
491	FGC IJANIKIN	15,068,449,749.10	0.00	15,068,449,749.10
492	FGC IKET NISE	1,568,349,522.00	0.00	1,568,349,522.00
493	FGC IKET VANDAKYA	1,960,970.78	0.00	1,960,970.78
494	FGC IKOM	9,834,000.00	0.00	9,834,000.00
495	FGC IKOT EKPENE	170,000,000.00	0.00	170,000,000.00
496	FGC IKURIN	49,948,394.88	0.00	49,948,394.88
497	FGC JOS	173,055,813.95	0.00	173,055,813.95
498	FGC KADUNA	250,308,590.63	0.00	250,308,590.63
499	FGC KANO	1,290,371,905.46	0.00	1,290,371,905.46
500	FGC KEFFI	160,916,713.26	0.00	160,916,713.26
501	FGC KIYAWA	97,640,115.48	0.00	97,640,115.48
502	FGC KWALI	45,119,903.90	0.00	45,119,903.90
503	FGC MAIDUGURI	81,911,450.00	0.00	81,911,450.00
504	FGC MINJIBIR	428,258,475.00	0.00	428,258,475.00
505	FGC MINNA	152,601,774.32	0.00	152,601,774.32
506	FGC ODIKOLOGUNA	353,769,446.19	0.00	353,769,446.19
507	FGC ODOGBOLU	121,583,470.02	0.00	121,583,470.02
508	FGC OGBOMOSHMO	24,880,804.96	0.00	24,880,804.96
509	FGC OGOJA	16,969,966.25	0.00	16,969,966.25
510	FGC OHAFIA	57,445,028.76	0.00	57,445,028.76
511	FGC OKIGWE	94,691,717.99	0.00	94,691,717.99
512	FGC OKPOSI	2,896,729,130.17	0.00	2,896,729,130.17
513	FGC ONITSHA	24,912,999.99	0.00	24,912,999.99
514	FGC PORT HARCOURT	7,915,999.99	0.00	7,915,999.99
515	FGC POTISKUM	764,260,896.30	0.00	764,260,896.30
516	FGC RUBBOCHI	147,551,651.98	0.00	147,551,651.98
517	FGC SOKOTO	109,026,435.08	0.00	109,026,435.08
518	FGC UGWOLAWO	377,736,044.93	0.00	377,736,044.93
519	FGC WARRI	2,097,737,473.99	0.00	2,097,737,473.99
520	FGC ZARIA	1,078,078,956.48	0.00	1,078,078,956.48
521	FGC, BILLIRI	1,691,908,577.12	0.00	1,691,908,577.12
522	FGC, IDO-ANI	247,131,739.98	0.00	247,131,739.98



NOTE 40				
OTHER PAYABLES -- contd.				
S/N	MDA	OTHER PAYABLES	DEFERRED INCOME	TOTALS
		410401	410501	
		₦	₦	₦
526	FGGC ANKA	614,751,238.90	0.00	614,751,238.90
527	FGGC BAJOGA	222,306,248.55	0.00	222,306,248.55
528	FGGC BAKORI	829,250,412.31	0.00	829,250,412.31
529	FGGC BAUCHI	5,637,400,150.14	0.00	5,637,400,150.14
530	FGGC BENIN	730,796,221.58	0.00	730,796,221.58
531	FGGC BIDA	2,299,799,563.82	0.00	2,299,799,563.82
532	FGGC BWARI	16,848,839.82	0.00	16,848,839.82
533	FGGC CALABAR	4,000,000.00	0.00	4,000,000.00
534	FGGC EFON ALAYE	691,647,919.74	0.00	691,647,919.74
535	FGGC EFON IMNRINGI	691,647,919.74	0.00	691,647,919.74
536	FGGC ENUGU	8,516,919,627.90	0.00	8,516,919,627.90
537	FGGC EZZAMGBO ABAKALIKI	422,855,437.94	0.00	422,855,437.94
538	FGGC GBOKO	8,982,617.05	0.00	8,982,617.05
539	FGGC GUSAU	230,869,338.09	0.00	230,869,338.09
540	FGGC GWANDU	204,365,215.14	0.00	204,365,215.14
541	FGGC IBILLO	100,870,382.85	0.00	100,870,382.85
542	FGGC IBUSA	46,223,142.50	0.00	46,223,142.50
543	FGGC IKOT-OBIO-ITONG	909,366,497.62	0.00	909,366,497.62
544	FGGC ILORIN	362,152,274.75	0.00	362,152,274.75
545	FGGC IPETUMODU	85,426,352.74	0.00	85,426,352.74
546	FGGC JALINGO	1,147,985,510.17	0.00	1,147,985,510.17
547	FGGC KABBA	307,208,229.46	0.00	307,208,229.46
548	FGGC KAZAURE	570,218,939.40	0.00	570,218,939.40
549	FGGC KEANA	115,616,635.54	0.00	115,616,635.54
550	FGGC LANGTANG	47,801,599.49	0.00	47,801,599.49
551	FGGC LEJJA	200,000.00	0.00	200,000.00
552	FGGC MONGUNO	4,252,545.98	0.00	4,252,545.98
553	FGGC NEW BUSA	122,506,904.63	0.00	122,506,904.63
554	FGGC OMU-ARAN	16,452,402.78	0.00	16,452,402.78
555	FGGC OWERRI	134,242,620.31	0.00	134,242,620.31
556	FGGC OYO	50,698,214.30	0.00	50,698,214.30
557	FGGC SHAGAMU	41,054,560.01	0.00	41,054,560.01
558	FGGC GUMI TAMBAWAL	30,069,325.89	0.00	30,069,325.89
559	FGGC UMUAHIA	76,182,533.34	0.00	76,182,533.34
560	FGGC WUKARI	590,480,931.42	0.00	590,480,931.42
561	FGGC, YOLA	585,924,479.97	0.00	585,924,479.97
562	FSTC AHOADA	513,606,434.62	0.00	513,606,434.62
563	FSTC AWKA	3,410,620,670.27	0.00	3,410,620,670.27
564	FSTC JUBU-IMUSHIN	30,570,668.94	0.00	30,570,668.94
565	FSTC MICHIKA	9,099,500.00	0.00	9,099,500.00
566	FSTC TUNGBO - YENAGOA	347,973,615.85	0.00	347,973,615.85
567	FSTC USI-EKITI	890.00	0.00	890.00
568	FTC IKARE	350,995,460.03	0.00	350,995,460.03
569	FTC ILESA	127,033,120.79	0.00	127,033,120.79
570	FTC JALINGO	301,848,992.32	0.00	301,848,992.32
571	FTC KAFANCHAN	175,459,282.21	0.00	175,459,282.21



NOTE 40				
OTHER PAYABLES -- contd.				
S/N	MDA	OTHER PAYABLES	DEFERRED INCOME	TOTALS
		410401	410501	
		₦	₦	₦
575	FTC OTOBI	146,888,627.80	0.00	146,888,627.80
576	FTC OTUPKO	29,665,161.24	0.00	29,665,161.24
577	FTC SHIRORO	999,531,559.99	0.00	999,531,559.99
578	FTC UROMI	30,695,985.00	0.00	30,695,985.00
579	FTC UYO	493,768,175.02	0.00	493,768,175.02
580	FTC YABA	2,383,779,588.00	0.00	2,383,779,588.00
581	FTC ZURU	521,636,701.85	0.00	521,636,701.85
582	KING'S COLLEGE	197,463,972.00	0.00	197,463,972.00
583	QUEEN'S COLLEGE LAGOS	50,759,541.74	0.00	50,759,541.74
584	SULEJA ACADEMY	67,676,331.60	0.00	67,676,331.60
585	FSTC,DOMA	158,195,916.05	0.00	158,195,916.05
586	FSTC DAYI	678,147,617.32	0.00	678,147,617.32
587	"LIBRARIANS REGISTRATION COUNCIL OF NIGERIA"	32,667,302.98	0.00	32,667,302.98
588	"NATIONAL BOARD FOR TECHNICAL EDUCATION"	54,780,076.22	0.00	54,780,076.22
589	"NATIONAL BOARD FOR ARABIC AND ISLAMIC STUDIES (NBAIS) HQTRS"	175,786,991,248.79	0.00	175,786,991,248.79
590	FEDERAL MINISTRY OF HEALTH - HQTRS	7,577,953,721.58	0.00	7,577,953,721.58
591	NATIONAL HEALTH INSURANCE SCHEME	347,176,158.00	0.00	347,176,158.00
592	"NATIONAL PRIMARY HEALTH CARE DEVELOPMENT AGENCY"	3,736,388,340.77	0.00	3,736,388,340.77
593	NATIONAL ARBOVIRUS AND VECTOR RESEARCH	74,482,965.10	0.00	74,482,965.10
594	RADIOGRAPHERS REGISTRATION BOARD	200,522,642.60	0.00	200,522,642.60
595	DENTAL TECHNOLOGY REGISTRATION BOARD	12,301,932.54	0.00	12,301,932.54
596	HEALTH RECORDS REGISTRATION BOARD	2,980,000.00	0.00	2,980,000.00
597	"OPTOMETRIST AND DISPENSING OPTICIANS BOARD OF NIGERIA"	102,517,503.00	0.00	102,517,503.00
598	"COMMUNITY HEALTH PRACTITIONERS REGISTRATION BOARD"	15,389,312.99	0.00	15,389,312.99
599	NURSING AND MIDWIFERY COUNCIL	221,571,779.99	0.00	221,571,779.99
600	PHARMACIST COUNCIL OF NIGERIA COUNCIL	118,471,530.00	0.00	118,471,530.00
601	MEDICAL AND DENTAL COUNCIL OF NIGERIA	124,462,547.50	0.00	124,462,547.50
602	"NATIONAL AGENCY FOR FOOD AND DRUG ADMINISTRATION AND CONTROL"	766,296,885.03	0.00	766,296,885.03
603	MEDICAL REHABILITATION THERAPY BOARD	713,485,099.00	0.00	713,485,099.00
604	"FEDERAL COLLEGE OF DENTAL TECHNOLOGY AND THERAPY, ENUGU"	45,522,000.00	0.00	45,522,000.00
605	"ENVIRONMENTAL HEALTH OFFICERS TUTORS- IBADAN"	2,783,922.39	0.00	2,783,922.39
606	NURSE TUTOR TRAINING - ENUGU	13,473,199.28	0.00	13,473,199.28
607	NURSE TUTOR PROGRAMME AKOKA LAGOS	380,528,499.99	0.00	380,528,499.99
608	NURSE TUTOR TRAINING KADUNA	51,260,875.39	0.00	51,260,875.39
609	NURSE TUTOR TRAINING IBADAN	8,006,366.35	0.00	8,006,366.35
610	"NATIONAL POST GRADUATE MEDICAL COLLEGE OF NIGERIA-IJANIKIN LAGOS"	998,799,576.34	0.00	998,799,576.34
611	PHC TUTORS PROGRAMME, UCH-IBADAN	5,324,016.00	0.00	5,324,016.00
612	"PHC TUTORS PROGRAMME, KADUNA POLYTECHNIC"	24,541,921.04	0.00	24,541,921.04
613	COMMUNITY HEALTH TUTOR PROGRAMME UCH	4,402,967.50	0.00	4,402,967.50
614	UNIVERSITY COLLEGE HOSPITAL IBADAN	1,236,305,828.62	0.00	1,236,305,828.62
615	LAGOS UNIVERSITY TEACHING HOSPITAL	3,807,745,584.72	0.00	3,807,745,584.72
616	"AHMADU BELLO UNIVERSITY TEACHING HOSPITAL"	15,234,088,781.56	0.00	15,234,088,781.56
617	"UNIVERSITY OF NIGERIA TEACHING HOSPITAL, ENUGU"	125,518,045.41	0.00	125,518,045.41
618	UNIVERSITY OF BENIN TEACHING HOSPITAL	1,206,661,963.22	0.00	1,206,661,963.22
619	"OBAFEMI AWOLowo UNIVERSITY TEACHING HOSPITAL"	444,558,274.10	0.00	444,558,274.10



NOTE 40				
OTHER PAYABLES -- contd.				
S/N	MDA	OTHER PAYABLES	DEFERRED INCOME	TOTALS
		410401	410501	
		₦	₦	₦
623	UNIVERSITY OF CALABAR TEACHING HOSPITAL	425,960,120.53	0.00	425,960,120.53
624	"UNIVERSITY OF MAIDUGURI TEACHING HOSPITAL"	321,603,096.54	0.00	321,603,096.54
625	"USMANU DANFODIO UNIVERSITY TEACHING HOSPITAL, SOKOTO"	411,999,906.28	0.00	411,999,906.28
626	AMINU KANO UNIVERSITY TEACHING HOSPITAL	5,046,545,732.31	0.00	5,046,545,732.31
627	"NNAMDI AZIKIWE UNIVERSITY TEACHING HOSPITAL, NNEWI"	58,802,205.67	0.00	58,802,205.67
628	"UNIVERSITY OF ABUJA TEACHING HOSPITAL, GWAGWALADA"	408,454,877.67	0.00	408,454,877.67
629	"ABUBAKAR TAFAWA BALEWA UNIVERSITY TEACHING HOSPITAL BAUCHI"	937,016,194.89	0.00	937,016,194.89
630	FEDERAL TEACHING HOSPITAL, ABAKALIKI	7,474,946,011.19	0.00	7,474,946,011.19
631	FEDERAL TEACHING HOSPITAL, GOMBE	57,326,567.69	0.00	57,326,567.69
632	FEDERAL TEACHING HOSPITAL, IDO-EKITI	756,090,628.84	0.00	756,090,628.84
633	IRRUA SPECIALIST TEACHING HOSPITAL, IRRUA	83,575,439.08	0.00	83,575,439.08
634	UNIVERSITY OF UYO TEACHING HOSPITAL	499,099,473.36	0.00	499,099,473.36
635	FEDERAL MEDICAL CENTRE - ABUJA	1,401,314,572.46	0.00	1,401,314,572.46
636	FEDERAL PSYCHIATRIC HOSPITAL ENUGU	5,804,580.60	0.00	5,804,580.60
637	FEDERAL PSYCHIATRIC HOSPITAL KADUNA	4,892,641,961.31	0.00	4,892,641,961.31
638	FEDERAL PSYCHIATRIC HOSPITAL CALABAR	333,854,321.88	0.00	333,854,321.88
639	FEDERAL PSYCHIATRIC HOSPITAL MAIDUGURI	291,962,252.08	0.00	291,962,252.08
640	"FEDERAL NEURO-PSYCHIATRIC HOSPITAL, KWARE-SOKOTO"	308,456,129.00	0.00	308,456,129.00
641	FEDERAL NEURO-PSYCHIATRIC HOSPITAL YABA	257,280,156.93	0.00	257,280,156.93
642	"FEDERAL NEURO-PSYCHIATRIC HOSPITAL ABEOKUTA"	75,135,150.77	0.00	75,135,150.77
643	FEDERAL PSYCHIATRIC HOSPITAL BENIN CITY	27,204,459.48	0.00	27,204,459.48
644	NATIONAL ORTHOPAEDIC HOSPITAL LAGOS	2,385,933,845.14	0.00	2,385,933,845.14
645	"NATIONAL ORTHOPAEDIC HOSPITAL DALA KANO"	3,317,656,453.65	0.00	3,317,656,453.65
646	NATIONAL ORTHOPAEDIC HOSPITAL ENUGU	37,971,785.81	0.00	37,971,785.81
647	"NATIONAL TB AND LEPROSY REFERRED HOSPITAL AND TRAINING, ZARIA"	461,143,176.60	0.00	461,143,176.60
648	FEDERAL MEDICAL CENTRE, UMUAHIA	703,039,668.30	0.00	703,039,668.30
649	FEDERAL MEDICAL CENTRE, OWO	431,308,968.12	0.00	431,308,968.12
650	FEDERAL MEDICAL CENTRE ABEOKUTA	1,073,763,535.35	0.00	1,073,763,535.35
651	FEDERAL MEDICAL CENTRE, OWERRI	252,218,183.04	0.00	252,218,183.04
652	FEDERAL MEDICAL CENTRE, MAKURDI	8,250,000.00	0.00	8,250,000.00
653	FEDERAL MEDICAL CENTRE, KATSINA	3,948,176,914.64	0.00	3,948,176,914.64
654	FEDERAL MEDICAL CENTRE, NGURU YOBE	416,324,368.14	0.00	416,324,368.14
655	FEDERAL MEDICAL CENTRE, ASABA	497,962,639.06	0.00	497,962,639.06
656	FEDERAL MEDICAL CENTRE, BIDA	433,239,646.03	0.00	433,239,646.03
657	FEDERAL MEDICAL CENTRE, GUSAU ZAMFARA	1,500,655,841.58	0.00	1,500,655,841.58
658	FEDERAL MEDICAL CENTRE, YOLA ADAMAWA	1,140,715,667.75	0.00	1,140,715,667.75
659	FEDERAL MEDICAL CENTRE, KOGI	1,068,932,112.40	0.00	1,068,932,112.40
660	FEDERAL MEDICAL CENTRE, AZARE BAUCHI	2,481,566,491.81	0.00	2,481,566,491.81
661	FEDERAL MEDICAL CENTRE, KEBBI STATE	2,325,773.22	0.00	2,325,773.22
662	FEDERAL MEDICAL CENTRE, TARABA STATE	172,335,534.47	0.00	172,335,534.47
663	FEDERAL MEDICAL CENTRE, JIGAWA STATE	880,710,114.59	0.00	880,710,114.59
664	FEDERAL MEDICAL CENTRE, NASARAWA STATE	393,161,635.86	0.00	393,161,635.86
665	FEDERAL MEDICAL CENTRE, BAYELSA STATE	5,733,417,413.47	0.00	5,733,417,413.47
666	FEDERAL MEDICAL CENTRE, EBUTE METTA	1,252,431,412.29	0.00	1,252,431,412.29
667	NATIONAL EYE CENTRE KADUNA	1,603,334,694.01	0.00	1,603,334,694.01
668	NATIONAL EAR CARE CENTRE KADUNA	208,768,539.72	0.00	208,768,539.72



NOTE 40				
OTHER PAYABLES -- contd.				
S/N	MDA	OTHER PAYABLES	DEFERRED INCOME	TOTALS
		410401	410501	
		₦	₦	₦
672	FEDERAL STAFF DENTAL CLINICS, ABUJA	202,500.00	0.00	202,500.00
673	FEDERAL STAFF CLINICS, GWARINPA, ABUJA	75,802,500.00	0.00	75,802,500.00
674	PHS, YOLA	4,000,000.00	0.00	4,000,000.00
675	PHS, MAIDUGURI	1,395,000.00	0.00	1,395,000.00
676	PHS, DAMATURU	17,815,000.00	0.00	17,815,000.00
677	PHS, DUTSE	70,000.00	0.00	70,000.00
678	PHS, ILORIN	3,500.00	0.00	3,500.00
679	PHS, ABEOKUTA	1,694,720.00	0.00	1,694,720.00
680	PHS, LAGOS, IKEJA, TINCAN, APAPA, IDIROKO.	139,000.00	0.00	139,000.00
681	INSTITUTE OF CHILD HEALTH (ENUGU) ENUGU	172,450.00	0.00	172,450.00
682	"NATIONAL INST. OF PHARM. RESEARCH AND DEVELOPMENT, ABUJA"	593,839,997.81	0.00	593,839,997.81
683	"NIGERIAN INSTITUTE OF MEDICAL RESEARCH, YABA"	829,219,799.02	0.00	829,219,799.02
684	INSTITUTE OF PUBLIC ANALYSTS OF NIGERIA	56,847,544.06	0.00	56,847,544.06
685	"MEDICAL LAB. SCIENCE COUNCIL OF NIGERIA, YABA"	63,129,660.00	0.00	63,129,660.00
686	"FEDERAL SCHOOL OF OCCUPATIONAL THERAPY, YABA"	121,789,779.89	0.00	121,789,779.89
687	NOMA CHILDREN HOSPITAL, SOKOTO	16,000.00	0.00	16,000.00
688	INSTITUTE OF CHARTERED CHEMISTS OF NIGERIA	39,071,145.05	0.00	39,071,145.05
689	"INSTITUTE OF FORENSICS SCIENCE LABORATORY-OSHODI"	339,570,096.85	0.00	339,570,096.85
690	DENTAL THERAPISTS REGISTRATION BOARD	93,793,776.00	0.00	93,793,776.00
691	NATIONAL BLOOD TRANSFUSION SERVICE(NBTS)	20,774,624.56	0.00	20,774,624.56
692	"NATIONAL OBSTETRIC FITSULA CENTRE, ABAKALIKI"	804,413,087.97	0.00	804,413,087.97
693	NATIONAL OBSTETRIC FISTULA CENTRE BAUCHI	145,739,118.89	0.00	145,739,118.89
694	NATIONAL OBSTETRIC FISTULA CENTRE KATSINA	1,780,333,829.60	0.00	1,780,333,829.60
695	NATIONAL HOSPITAL	758,170,201.00	0.00	758,170,201.00
696	"FEDERAL MINISTRY OF ENVIRONMENT HEADQUARTERS"	11,319,494,874.64	0.00	11,319,494,874.64
697	NATIONAL PARK HEADQUARTERS	421,962,528.01	0.00	421,962,528.01
698	KAINJI NATIONAL PARK	222,744,679.91	0.00	222,744,679.91
699	OYO NATIONAL PARK	494,387,487.34	0.00	494,387,487.34
700	CHAD BASIN NATIONAL PARK	88,925,632.36	0.00	88,925,632.36
701	GASHAKA GUMTI NATIONAL PARK	143,752,468.26	0.00	143,752,468.26
702	CROSS RIVER NATIONAL PARK	375,658,555.03	0.00	375,658,555.03
703	KAMUKU NATIONAL PARK	56,509,613,579.37	0.00	56,509,613,579.37
704	OKUMU NATIONAL PARK	208,264,952.90	0.00	208,264,952.90
705	"FEDERAL COLLEGE OF WILDLIFE MANAGEMENT - NEW BUSSA"	19,282,976.24	0.00	19,282,976.24
706	FEDERAL COLLEGE OF FORESTRY IBADAN	28,471,749.80	0.00	28,471,749.80
707	FEDERAL COLLEGE OF FORESTRY JOS	5,604,675.60	0.00	5,604,675.60
708	"RESOURCES MANAGEMENT, SAKPOBA, EDO STATE (SOUTH -SOUTH)"	1,721,140.00	0.00	1,721,140.00
709	"RESOURCES MANAGEMENT, MAIDUGURI, BORNO STATE (NORTH EAST)"	196,738,383.00	0.00	196,738,383.00
710	"RESOURCES MANAGEMENT, EBONYI STATE (SOUTH -EAST)"	206,515,584.37	0.00	206,515,584.37
711	FORESTRY RESEARCH INSTITUTE OF IBADAN	1,188,373,730.86	0.00	1,188,373,730.86
712	FORESTRY MECHANISATION COLLEGE AFKA	295,500,401.03	0.00	295,500,401.03
713	NATIONAL OIL SPILL DETECTION AND RESPONSE AGENCY	48,094,855.01	0.00	48,094,855.01
714	NATIONAL ENVIRONMENTAL STANDARDS AND REGULATIONS ENFORCEMENT AGENCY	855,983,066.68	0.00	855,983,066.68
715	ENVIRONMENTAL HEALTH REGISTRATION COUNCIL OF NIGERIA	122,636,739.39	0.00	122,636,739.39
716	NATIONAL AGENCY FOR GREAT GREEN WALL HQTRS	10,563,776.31	0.00	10,563,776.31



NOTE 40				
OTHER PAYABLES -- <i>contd.</i>				
S/N	MDA	OTHER PAYABLES	DEFERRED INCOME	TOTALS
		410401	410501	
		₦	₦	₦
720	"NATIONAL EMERGENCY MANAGEMENT AGENCY"	4,273,634,460.91	0.00	4,273,634,460.91
721	NATIONAL SOCIAL INVESTMENT OFFICE	1,847,180,909.97	0.00	1,847,180,909.97
722	NATIONAL COMMISSION FOR REFUGEES	877,858,814.19	0.00	877,858,814.19
	TOTAL	1,560,785,187,248.02	652,281,060.73	1,561,437,468,308.75





NOTE 42				
CURRENT PORTION OF LONG-TERM BORROWINGS				
S/N	MDA	CURRENT PORTION OF LONG-TERM BORROWINGS	CASH BALANCE IN CREDIT NOTE 28	TOTAL
		410601		
		₦	₦	₦
ADMINISTRATIVE SECTOR				
1	"AIRFORCE INSTITUTE OF TECHNOLOGY, KADUNA"	-	41,298.23	41,298.23
2	CUSTOM, IMMIGRATION, PRISON PENSION OFFICE (CIPPO)	-	401,722.99	401,722.99
3	NIPOST	-	404.00	404.00
ECONOMIC SECTOR				
4	CONSOLIDATED REVENUE FUND	-	10,463,653,183,667.80	10,463,653,183,667.80
5	FPO ABAKALIKI	-	50,215.00	50,215.00
6	FPO BENIN	-	27.95	27.95
7	FPO IBADAN	-	830.45	830.45
8	FPO ILORIN	-	107.50	107.50
9	FPO UYO	-	27.95	27.95
10	"AQUATIC BIORESOURCES TRAINING CENTRE IDAH KOGI STATE"	-	317.24	317.24
11	"OFFICE OF THE SURVEYOR-GENERAL OF THE FEDERATION"	-	21,392.50	21,392.50
12	FEDERAL SCHOOL OF SURVEY, OYO	-	10,440,750.00	10,440,750.00
13	AJAKUTA STEEL COMPANY LIMITED	-	2,408.57	2,408.57
SOCIAL SECTOR				
14	INSTITUTE OF CHILD HEALTH (ENUGU) ENUGU	-	322.50	322.50
15	FEDERAL COLLEGE OF FORESTRY IBADAN	-	34,741,616.75	34,741,616.75
	TOTAL	-	10,463,698,885,109.40	10,463,698,885,109.40





NOTE 43				
PUBLIC FUNDS				
S/N	MDA	TRUST FUNDS	OTHER PUBLIC FUNDS	TOTAL
		420101	420102	
		₦	₦	₦
ECONOMIC SECTOR				
1	CONSOLIDATED REVENUE FUND	1,026,686,639,416.41	77,502,534,106.58	1,104,189,173,522.99
SOCIAL SECTOR				
2	FEDERAL POLYTECHNIC DAMATURU	1,771,716,365.70	0.00	1,771,716,365.70
3	FEDERAL COLLEGE OF EDUCATION BICHI	0.00	685,386,490.00	685,386,490.00
4	UNIVERSITY OF TECHNOLOGY, OWERRI	38,033,000.00	0.00	38,033,000.00
5	FEDERAL UNIVERSITY OF TECHNOLOGY, YOLA	336,199,878.20	0.00	336,199,878.20
6	BAYERO UNIVERSITY, KANO	1,690,280,537.00	0.00	1,690,280,537.00
7	FEDERAL UNIVERSITY DUTSIN-MA	0.00	2,326,269,227.08	2,326,269,227.08
	TOTAL	1,030,522,869,197.31	80,514,189,823.66	1,111,037,059,020.97





NOTE 43 A						
PUBLIC FUNDS						
S/N	Details	OPENING BALANCE	INFLOWS	OUT FLOWS	ADDITIONAL FUND	CLOSING BALANCE
	A	₦	₦	₦	₦	₦
Summary Payments from Cash Flow Statements						
1	STABILIZATION FUND	29,923,811,020.73	27,298,710,048.00	33,266,842,902.12		23,955,678,166.61
2	ECOLOGICAL FUND	30,444,613,098.67	53,906,600,816.85	60,924,772,513.21		23,426,441,402.31
3	DEVELOPMENT OF NATURAL RESOURCES	88,210,138,913.40	91,335,401,650.67	89,914,122,410.24		89,631,418,153.83
						137,013,537,722.75
	Details	OPENING BALANCE	INFLOWS	OUT FLOWS	ADDITIONAL FUND	CLOSING BALANCE
	B	₦	₦	₦	₦	₦
4	TERTIARY EDUCATION TRUST FUND	116,374,890,919.13	259,568,777,028.06	225,186,978,275.73		150,756,689,671.46
5	PETROLUUM TECHNOLOGY DEVELOPMENT FUND	-				-
6	POLICE REWARD FUND	-				-
7	PRISON REWARD FUND	-				-
8	ARMED FORCES REWARD FUND	-				-
9	NIGERIAN EX-SERVICEMEN REWARD FUND	-				-
10	COCOA LEVY FUND	4,196,237.44				4,196,237.44
11	FERTILIZER REVOLVING FUND	-				-
12	SINKING FUND	-				-
13	STEEL POOL LEVY ACCOUNT	2,925,499,766.81	482,498,573.96	551,638,088.67		2,856,360,252.10
14	NATIONAL ECONOMIC RECONSTRUCTION FUND	-				-
15	NATIONAL HOUSING FUND	-				-
16	SOCIAL INSURANCE TRUST FUND	-				-
17	SUGAR DEVELOPMENT FUND	2,476,882,007.06	8,993,730,346.22	8,431,600,035.06		3,039,012,318.22
18	NATIONAL AUTOMOTIVE COUNCIL FUND	10,153,878,391.98	8,470,693,329.40	14,225,678,713.83		4,398,893,007.55
19	RICE LEVY	703,167,141.81	269,150.23	58,011.82		703,378,280.22
20	PORT LEVY	20,735,460,706.65	52,630,016,861.28	52,023,063,101.71		21,342,414,466.22
21	ECOWAS LEVY	-				-
22	CISS LEVY	50,004,999,357.48	72,048,162,867.66	89,185,071,169.20		32,868,091,055.94
23	NESS LEVY	2,557,199,186.48	3,826,036,978.17	2,555,498,096.76		3,827,738,067.89
24	SERVICE CHARGE POOL ACCOUNT	145,742,631.36				145,742,631.36
25	CIGARETTE LEVY	4,051,049,662.22	1,879,614,335.50	152,615,259.40		5,778,048,738.32
29	HUSK BROWN RICE LEVY	1,195,659,117.56				1,195,659,117.56
30	LEVY ON SANITORY POOL ACCOUNT	1,348,815,121.31				1,348,815,121.31
31	LEVY ON WINES SPIRIT	1,224,964,556.25				1,224,964,556.25
32	PENSION BOND REDEMPTION FUND	589,429,549,635.02				589,429,549,635.02
33	CONSOLIDATED POOL ACCOUNT	3,121,289,473.54	93,371,123,513.35	72,357,229,239.21		24,135,183,747.68
34	MOFI OPTIONAL ACCOUNT	9,318,005,634.65	24,190,924,713.01	25,530,080,110.29		7,978,850,237.37
35	WHEAT FLOUR LEVY	25,390,859.58	7,130,408.25	617,981.32		31,903,286.51
36	WHEAT GRAIN LEVY	30,541,848,614.78	90,529,059,424.90	97,946,801,126.30		23,124,106,913.38
37	POLICE EQUIPMENT FUND	55,752,940.56				55,752,940.56
38	CHEQUE OPERATIONAL ACCOUNT	988,750.00				988,750.00
39	MONITISATION(Motor Vehicle)	4,327,297.08				4,327,297.08
40	NITDA POOL ACCOUNT	10,280,169,156.70	18,051,282,924.79	19,777,795,432.20		8,553,656,649.29
41	CBN/FGN INDEPENDENT REVENUE ACCOUNT USS	1,378,930.01				1,378,930.01
42	SOLID MINERALS REVENUE POOL A/C	8,887,109,360.22	5,482,978,973.99	8,899,545,151.90		5,470,543,182.31
43	FGN SIGNATURE BONUSES ACCOUNT	55,640,988,176.15				55,640,988,176.15



NOTE 43 A						
PUBLIC FUNDS -- <i>contd.</i>						
S/N	Details	OPENING BALANCE	INFLOWS	OUT FLOWS	ADDITIONAL FUND	CLOSING BALANCE
		₦	₦	₦	₦	₦
S/N	ADMIN. CODE					
47	NESS LEVY (OIL & GAS)		15,726,272,589.62	6,714,851,190.49	5,263,752,649.19	14,275,174,048.32
	TOTAL	1,077,128,162,149.56	829,442,251,620.88	807,644,991,899.61	5,263,752,649.19	967,175,636,797.27
					A+B	1,104,189,174,520.02
1	517018015	1,771,716,365.70				
2	517019004	685,386,490.00				
3	517021016	38,033,000.00				
4	517021019	336,199,878.20				
5	517021023	1,690,280,537.00				
6	517021034	2,326,269,227.08				
	C	6,847,885,497.98	6,847,885,497.98			
	TOTALS (A+B+C)					1,111,037,060,018.00





NOTE 44		
LONG TERM PROVISION		
S/N	MDA	LONG TERM PROVISION
		420101
		₦
ADMINISTRATIVE SECTOR		
1	TERTIARY EDUCATION TRUST FUND	1,076,960,004,698.13
SOCIAL SECTOR		
2	UNIVERSITY COLLEGE HOSPITAL IBADAN	3,280,000.00
3	"OBAFEMI AWOLOWO UNIVERSITY TEACHING HOSPITAL"	2,767,672.15
	TOTAL	1,076,966,052,370.28
NOTE :THIS IS AS REPORTED ON GIFMIS		






NOTE 45			
LONG TERM BORROWINGS			
S/N	ADMIN. CODE	MDA	LONG TERM PROVISION
			420301
			₦
ADMINISTRATIVE SECTOR			
1	022001200100	CONSOLIDATED REVENUE FUND	24,900,236,813.592.00
		TOTAL	24,900,236,813.592.00





NOTE 45A									
LONG TERM BORROWINGS									
SCHEDULE OF TOTAL EXTERNAL LOANS OF THE FEDERAL GOVERNMENT AS AT 31ST DECEMBER, 2020									
NAMES OF LENDERS		OPENING BALANCE AS AT 01/01/2020	ADDITIONAL LOANS PROCURED	LESS: LOANS REPAID WITHIN THE YEAR (SEE DETAILS BELOW)	LESS: LOANS REPAID WITHIN THE YEAR (SEE DETAILS BELOW)	EXCHANGE GAIN/LOSS	CLOSING BALANCE AS AT 31/12/2020	EXCHANGE RATE AT AT 31/12/2020	CLOSING BALANCE AS AT 31/12/2020
		CURRENCY (\$)	CURRENCY (\$)	CURRENCY (\$)	CURRENCY (\$)		CURRENCY (\$)		₦
A: MULTILATERAL- WORLD BANK GROUP:									
International Development Association(IDA)		9,692,320,000.00	1,193,480,000.00	194,060,000.00		431,300,000.00	11,123,040,000.00	381.00	4,237,878,240,000.00
IMF			3,358,900,000.00			176,330,000.00	3,535,230,000.00	381.00	1,346,922,630,000.00
International Fund for Agriculture Development(IFAD)		197,840,000.00	22,030,000.00	3,400,000.00		8,330,000.00	224,800,000.00	381.00	85,648,800,000.00
IBRD		409,510,000.00	230,000.00				409,740,000.00	381.00	156,110,940,000.00
B: AFRICA DEVELOPMENT BANK GROUP:									
African Dev. Bank (ADB)		1,359,260,000.00	310,180,000.00	46,930,000.00		(21,980,000.00)	1,600,530,000.00	381.00	609,801,930,000.00
African Development Foundation(ADF)		926,140,000.00	27,640,000.00	11,310,000.00		6,870,000.00	949,340,000.00	381.00	361,698,540,000.00
AFRICA GROWING TOGETHER FUND(AGTF)			80,000.00			90,000.00	170,000.00	381.00	64,770,000.00
C: OTHER MULTILATERALS									
ABEDA		5,880,000.00					5,880,000.00	381.00	2,240,280,000.00
European Investment Bank(EDF/EIB)		55,170,000.00		5,100,000.00		4,760,000.00	54,830,000.00	381.00	20,890,230,000.00
Islamic Development Bank(IDB)		14,260,000.00	1,650,000.00	1,910,000.00		16,090,000.00	30,090,000.00	381.00	11,464,290,000.00
D: BILATERAL									
Exim Bank of China (NIGCOMSAT)		3,175,120,000.00	200,550,000.00	111,500,000.00			3,264,170,000.00	381.00	1,243,648,770,000.00
French Development Agency (AFD)		361,750,000.00	145,390,000.00	24,910,000.00		11,480,000.00	493,710,000.00	381.00	188,103,510,000.00
EXIM BANK OF INDIA		32,140,000.00	4,860,000.00				37,000,000.00	381.00	14,097,000,000.00
JICA		76,130,000.00				4,070,000.00	80,200,000.00	381.00	30,556,200,000.00
KFW		202,270,000.00		19,050,000.00		1,100,000.00	184,320,000.00	381.00	70,225,920,000.00
E: COMMERCIAL/ OTHERS:									
ZTE								381.00	-
CMEC								381.00	-
EUROBOND		10,868,350,000.00					10,868,350,000.00	381.00	4,140,841,350,000.00
DIASPORA BOND		300,000,000.00					300,000,000.00	381.00	114,300,000,000.00





NOTE 45A									
LONG TERM BORROWINGS -- contd.									
LOCAL CONTRACTOR		-	181,870,000.00			4,830,000.00	186,700,000.00	381.00	71,132,700,000.00
Bank of England/ Citibank Lazards Agency Fees									
							-	381.00	-
TOTAL		27,676,140,000.00	5,446,860,000.00	418,170,000.00	-	643,270,000.00	33,348,100,000.00		12,705,626,100,000.00
TOTAL DEBTS IN NAIRA		9,022,421,640,000.00	2,075,253,660,000.00	159,322,770,000.00	-	245,085,870,000.00	12,705,626,100,000.00		-

CENTRAL BANK OF NIGERIA OFFICIAL EXCHANGE RATES AS AT 31 DECEMBER, 2020 'N= 381 to \$

Source: Annual Report and Statement of Accounts for the year ended December, 2020 of Debt Management Office of Nigeria

KINDLY NOTE THAT THE LOAN AMOUNT PRINCIPAL REPAYMENTS AND OTHER TRANSACTIONS ARE IN DIFFERENT CURRENCIES BUT REPORTED IN DOLLARS. THEREFORE ADDITION AND NETTING OUT OF ITEMS FROM THE OPENING BALANCE WOULD NOT REFLECT THE ACCURATE BALANCE AS AT END OF YEAR.

SCHEDULE OF FEDERAL GOVERNMENT OF NIGERIA (FGN) TREASURY BONDS AS AT 31ST DECEMBER, 2020									
DESCRIPTION		BALANCES AS AT 01/01/2020	ADDITIONAL WITHIN THE YEAR	ADJUSTMENT AGAINST INFLOW			LESS: REPAYMENT	BALANCE AS AT 31/12/2020	
		N	N	N	N		N	N	
FGN AND TREASURY BONDS:									
9.85% FGN JUL 2017		20,000,000,000.00						20,000,000,000.00	
9.35% FGN AUG 2017		100,000,000,000.00						100,000,000,000.00	
10.7% FGN MAY 2018		300,000,000,000.00						300,000,000,000.00	
15% FGN NOV 2028		75,000,000,000.00	259,734,547,000.00		7,330,181,000.00			327,404,366,000.00	
12.49% FGN MAY 2029		150,000,000,000.00	171,385,618,000.00		606,430,000,000.00			(285,044,382,000.00)	
7% FGN OCT 2019		233,896,698,000.00						233,896,698,000.00	
8.5% FGN APR. 2015		200,000,000,000.00	316,132,103,000.00		13,133,430,000.00			502,998,673,000.00	
4.00% FGN APR 2015		-						-	
10.00% FGN JUL 2030		591,568,208,000.00	7,330,181,000.00		7,396,667,000.00			591,501,722,000.00	
12.5% FGN MAR 2035(15YEARS)			444,580,778,000.00		83,647,024,000.00			360,933,754,000.00	
6.39% FGN JAN 2022		605,310,000,000.00	384,427,255,000.00		4,036,190,000.00			985,701,065,000.00	
15.1% FGN APR. 2017		480,133,082,000.00						480,133,082,000.00	
16.00% FGN JUN 2019		351,300,000,000.00						351,300,000,000.00	
13.05% FGN AUG 2016		581,386,704,000.00						581,386,704,000.00	
14.20% FGN MAR 2024		719,994,128,000.00	13,133,420,000.00		85,000,000,000.00			648,127,548,000.00	
UNSPECIFY		-						-	
15.54% FGN FEB 2020		451,930,000,000.00						451,930,000,000.00	
12.1493% FGN JUL		395,500,000,000.00	7,396,667,000.00		32,342,000,000.00			370,554,667,000.00	
12.00% FGN MAR 2025		263,600,000,000.00	4,036,190,000.00					267,636,190,000.00	
9.00% FGN MAY 2025		190,000,000,000.00	85,000,000,000.00					275,000,000,000.00	
9.00% FGN AUG 2030		98,522,000,000.00	15,000,000,000.00					113,522,000,000.00	
2017		1,756,796,644,592.00	353,615,057,000.00					2,110,411,701,592.00	
2017		1,150,874,189,000.00	83,647,024,000.00					1,234,521,213,000.00	
2018		618,926,328,000.00						618,926,328,000.00	
	2019	1,189,419,333,000.00						1,189,419,333,000.00	
2018(ADJUSTED FROM SHORT TERM LOAN)		364,350,051,000.00						364,350,051,000.00	
TOTAL		10,888,507,365,592.00	2,145,418,840,000.00	-	839,315,492,000.00	-	-	12,194,610,713,592.00	

Source: Annual Report and Statement of Accounts for the year ended December, 2020 of DMO

NOTE: FEDERAL MINISTRY OF WATER RESOURCES REORTED

24,900,236,813,592.00



NOTE 46				
CAPITAL GRANTS				
S/N	MDA	43010101	430101	430101
		N	₦	₦
		OPENING BALANCE	2020	TOTAL
ADMINISTRATIVE SECTOR				
1	STATE HOUSE - HQTRS	14,929,219,006.59	1,712,112,340.00	16,641,331,346.59
2	STATE HOUSE OPERATIONS - PRESIDENT	158,333,927.02	9,710,950,715.54	9,869,284,642.56
3	"STATE HOUSE OPERATIONS - VICE PRESIDENT"	81,415,119.94	2,741,909,791.00	2,823,324,910.94
4	"OFFICE OF THE CHIEF OF STAFF TO THE PRESIDENT"	28,102,689.80	187,803,000.00	215,905,689.80
5	"OFFICE OF THE CHIEF SECURITY OFFICER TO THE PRESIDENT"	636,408,543.26	1,710,642,415.71	2,347,050,958.97
6	STATE HOUSE MEDICAL CENTRE	1,353,317,725.60	2,876,001,674.94	4,229,319,400.54
7	STATE HOUSE LAGOS LIAISON OFFICE	398,769,696.89	440,100,000.00	838,869,696.89
8	OFFICE OF THE SENIOR SPECIAL ASSISTANT TO THE PRESIDENT -NIGER DELTA	-	-	-
9	"OFFICE OF THE SENIOR SPECIAL ASSISTANT TO THE PRESIDENT - MDGS (OSSAP-MDGS)"	105,122,523,589.26	36,292,100,404.65	141,414,623,993.91
10	NIPSS, KURU	938,698,496.29	358,388,517.16	1,297,087,013.45
11	BUREAU OF PUBLIC ENTERPRISES (BPE)	427,121,612.41	207,087,295.06	634,208,907.47
12	"ECONOMIC AND FINANCIAL CRIMES COMMISSION (EFCC)"	37,279,114,097.44	3,917,987,592.60	41,197,101,690.04
13	"NIGERIAN FINANCIAL INTELLIGENCE UNIT (NFIU)"	1,305,771,475.30	2,412,199,143.64	3,717,970,618.94
14	"BUREAU OF PUBLIC PROCUREMENT (BPP)"	705,667,600.93	341,971,763.29	1,047,639,364.22
15	"NIGERIA EXTRACTIVE INDUSTRIES TRANSPARENCY INITIATIVE (NEITI)"	886,095,514.30	284,391,899.41	1,170,487,413.71
16	"NIGERIA ATOMIC ENERGY COMMISSION & ITS CENTRES"	9,146,849,425.91	1,480,064,432.00	10,626,913,857.91
17	"OFFICE OF THE CHIEF ECONOMIC ADVISER TO THE PRESIDENT"	102,096,041.61	20,574,402.00	122,670,443.61
18	NASS MANAGEMENT	9,205,816,091.62	7,996,388,922.02	17,202,205,013.64
19	SENATE	46,322,698,444.09	22,947,478,719.71	69,270,177,163.80
20	HOUSE OF REPRESENTATIVES	31,194,914,797.17	15,555,508,451.27	46,750,423,248.44
21	NATIONAL ASSEMBLY COMMISSION	6,118,955,937.52	216,000,000.00	6,334,955,937.52
22	LEGISLATIVE AIDES	1,600,389,150.00	700,716,350.00	2,301,105,500.00
23	SENATE COMMITTEE ON PUBLIC ACCOUNTS	-	-	-
24	HOUSE COMMITTEE ON PUBLIC ACCOUNTS	-	-	-
25	GENERAL SERVICE	72,200,420,000.57	30,135,450,277.63	102,335,870,278.20
26	NATIONAL INSTITUTE FOR LEGISLATIVE STUDIES	40,611,438,244.85	-	40,611,438,244.85
27	"MINISTRY OF DEFENCE - MOD HQTRS"	213,442,199,802.37	9,766,334,541.00	223,208,534,343.37
28	DEFENCE HEADQUARTERS	3,417,302,067.68	1,547,066,526.00	4,964,368,593.68
29	"DEFENCE RESEARCH AND DEVELOPMENT BUREAU"	610,093,380.89	1,606,425,742.00	2,216,519,122.89
30	NIGERIAN ARMY	116,907,832,369.04	34,376,023,536.00	151,283,855,905.04
31	NIGERIAN NAVY	49,700,321,681.62	16,312,021,714.54	66,012,343,396.16
32	NIGERIAN AIRFORCE	66,812,598,949.24	26,914,688,979.82	93,727,287,929.06
33	"AIRFORCE INSTITUTE OF TECHNOLOGY, KADUNA"	7,207,682,192.04	311,204,187.00	7,518,886,379.04
34	"NIGERIAN DEFENCE ACADEMY (NDA)"	17,245,508,450.44	4,144,103,594.00	21,389,612,044.44
35	NIGERIAN DEFENCE COLLEGE	12,379,238,706.52	5,421,367,462.00	17,800,606,168.52
36	"COMMAND AND STAFF COLLEGE, JAJI"	5,131,663,619.38	1,947,642,411.00	7,079,306,030.38
37	"NIGERIAN ARMED FORCES RESETLEMENT CENTRE,"	4,649,254,643.47	1,293,453,036.00	5,942,707,679.47
38	"DEFENCE INDUSTRIES CORPORATION OF NIGERIA (DICON)"	4,005,136,466.03	1,684,671,491.00	5,689,807,957.03
39	"DEFENCE INTELLIGENCE SCHOOL"	19,629,211,179.04	1,712,112,340.00	21,341,323,519.04
40	"DEFENCE INTELLIGENCE AGENCY"	14,987,627,453.17	9,710,950,715.54	24,698,578,168.71
41	DEFENCE MISSIONS	2,410,119,315.36	2,741,909,791.00	5,152,029,106.36
42	MILITARY PENSION BOARD	147,500,000.00	187,803,000.00	335,303,000.00
43	"DEFENCE SPACE ADMINISTRATION"	9,671,965,474.69	1,710,642,415.71	11,382,607,890.40
44	"MINISTRY OF FOREIGN AFFAIRS - HQTRS"	7,701,001,876.54	2,876,001,674.94	10,577,003,551.48
45	"NIGERIANS IN DIASPORA COMMISSION (NIDC)"	-	440,100,000.00	440,100,000.00



NOTE 46				
CAPITAL GRANTS -- contd.				
S/N	MDA	43010101	430101	430101
		N	₦	₦
		OPENING BALANCE	2020	TOTAL
49	"DIRECTORATE OF TECHNICAL COOP. IN AFRICA"	214,425,409.60	42,913,190.80	257,338,600.40
50	"NIGERIAN INSTITUTE OF INTERNATIONAL AFFAIRS, LAGOS"	170,430,666.48	45,278,897.42	215,709,563.90
51	FOREIGN MISSION: ABIDJAN	182,871,180.80	-	182,871,180.80
52	FOREIGN MISSION: ACCRA	610,837,885.48	22,848,245.45	633,686,130.93
53	"FOREIGN MISSION: ADDIS ABABA"	183,900,000.00	-	183,900,000.00
54	FOREIGN MISSION: ALGIERS	87,254,000.00	-	87,254,000.00
55	FOREIGN MISSION: ANKARA	52,986,000.00	-	52,986,000.00
56	FOREIGN MISSION: ATHENS	848,200,000.00	504,862,322.85	1,353,062,322.85
57	FOREIGN MISSION: ATLANTA	5,701,603.92	-	5,701,603.92
58	FOREIGN MISSION: BAMAKO	265,105,796.00	-	265,105,796.00
59	FOREIGN MISSION: BANGKOK	-	-	-
60	FOREIGN MISSION: BANGUI	50,830,779.02	(50,830,779.02)	-
61	FOREIGN MISSION: BANJUL	38,286,000.00	-	38,286,000.00
62	FOREIGN MISSION: BATA	213,060,000.00	-	213,060,000.00
63	FOREIGN MISSION: BEIJING	81,490,000.30	(81,490,000.30)	-
64	FOREIGN MISSION: BEIRUT	122,396,601.40	-	122,396,601.40
65	FOREIGN MISSION: BERLIN	25,003,180.00	115,100,425.00	140,103,605.00
66	FOREIGN MISSION: BERNE	29,000,000.00	-	29,000,000.00
67	FOREIGN MISSION: BISSAU	220,630,000.00	-	220,630,000.00
68	FOREIGN MISSION: BRASILIA	142,329,000.00	-	142,329,000.00
69	FOREIGN MISSION: BRAZAVILLE	102,050,000.00	142,550,855.28	244,600,855.28
70	FOREIGN MISSION: BRUSSELS	169,440,000.00	-	169,440,000.00
71	FOREIGN MISSION:BUCHAREST	174,535,696.10	129,556,512.12	304,092,208.22
72	FOREIGN MISSION: BUDAPEST	158,474,942.96	-	158,474,942.96
73	FOREIGN MISSION: BUEA	3,500,000.00	-	3,500,000.00
74	"FOREIGN MISSION: BUENOS AIRES"	17,395,000.00	-	17,395,000.00
75	"FOREIGN MISSION: BUJUMBURA"	20,424,000.00	21,859,126.80	42,283,126.80
76	FOREIGN MISSION: CAIRO	-	-	-
77	FOREIGN MISSION: CANBERRA	35,614,500.00	-	35,614,500.00
78	FOREIGN MISSION: CARACAS	46,346,595.00	(46,346,595.00)	-
79	FOREIGN MISSION: CONAKRY	245,066,500.00	-	245,066,500.00
80	FOREIGN MISSION: COTONOU	45,598,500.00	49,929,155.36	95,527,655.36
81	FOREIGN MISSION: DAKAR	28,000,000.00	-	28,000,000.00
82	FOREIGN MISSION:DAMASCUS	94,417,225.86	-	94,417,225.86
83	"FOREIGN MISSION: DAR-ES-SALAAM"	18,350,000.00	-	18,350,000.00
84	FOREIGN MISSION: DOUALA	10,949,200.00	-	10,949,200.00
85	"FOREIGN MISSION: DUBAI TRADE MISSIONS"	19,474,000.00	-	19,474,000.00
86	FOREIGN MISSION: DUBLIN	18,217,180.00	-	18,217,180.00
87	FOREIGN MISSION: FREETOWN	77,401,000.00	(47,000,090.91)	30,400,909.09
88	"FOREIGN MISSION: GABORONE"	67,695,000.00	(36,329,930.30)	31,365,069.70
89	FOREIGN MISSION: GENEVA	153,891,400.00	-	153,891,400.00
90	FOREIGN MISSION: HANOI	44,021,218.48	-	44,021,218.48
91	FOREIGN MISSION: HARARE	114,755,000.00	-	114,755,000.00
92	FOREIGN MISSION: HAVANA	107,749,002.00	-	107,749,002.00
93	"FOREIGN MISSION: HONGKONG"	86,790,000.00	-	86,790,000.00
94	FOREIGN MISSION:	74,671,031.40	-	74,671,031.40



NOTE 46				
CAPITAL GRANTS -- contd.				
S/N	MDA	43010101	430101	430101
		N	₦	₦
		OPENING BALANCE	2020	TOTAL
98	FOREIGN MISSION: KAMPALA	32,690,000.00	-	32,690,000.00
99	FOREIGN MISSION: KHARTOUM	100,000,000.00	-	100,000,000.00
100	FOREIGN MISSION: KIEV	2,500,000.00	-	2,500,000.00
101	"FOREIGN MISSION: KIGALI RWANDA"	15,150,000.00	-	15,150,000.00
102	FOREIGN MISSION: KINGSTON	70,387,604.83	-	70,387,604.83
103	FOREIGN MISSION: KINSHASA	70,050,000.00	(70,050,000.00)	-
104	"FOREIGN MISSION: KUALA LUMPUR"	18,000,000.00	-	18,000,000.00
105	FOREIGN MISSION: KUWAIT	95,034,000.00	-	95,034,000.00
106	FOREIGN MISSION: LIBREVILLE	86,414,819.95	-	86,414,819.95
107	FOREIGN MISSION: LISBON	35,297,021.60	-	35,297,021.60
108	FOREIGN MISSION: LOME	186,201,070.28	-	186,201,070.28
109	FOREIGN MISSION: LONDON	21,363,979.41	-	21,363,979.41
110	FOREIGN MISSION: LUANDA	-	-	-
111	FOREIGN MISSION: LUSAKA	23,350,000.00	-	23,350,000.00
112	FOREIGN MISSION: MADRID	8,000,000.00	(8,000,000.00)	-
113	FOREIGN MISSION: MALABO	77,360,000.00	43,513,286.44	120,873,286.44
114	FOREIGN MISSION: MANILLA	34,794,000.00	-	34,794,000.00
115	FOREIGN MISSION: MAPUTO	117,765,550.59	-	117,765,550.59
116	"FOREIGN MISSION: MEXICO CITY"	58,627,180.00	-	58,627,180.00
117	FOREIGN MISSION: MONROVIA	35,500,000.00	-	35,500,000.00
118	FOREIGN MISSION: MOSCOW	357,136,303.00	-	357,136,303.00
119	FOREIGN MISSION: NAIROBI	129,394,635.01	-	129,394,635.01
120	"FOREIGN MISSION: N'DJAMENA"	57,698,800.00	-	57,698,800.00
121	FOREIGN MISSION: NEPAD MISSION - PRETORIA	20,136,400.00	-	20,136,400.00
122	FOREIGN MISSION: NEW DELHI	94,036,988.00	-	94,036,988.00
124	"FOREIGN MISSION: NEW YORK (PM)"	578,595,533.13	-	578,595,533.13
125	FOREIGN MISSION: NIAMEY	2,000,000.00	44,249,067.92	46,249,067.92
126	"FOREIGN MISSION: NNJC - NIAMEY"	57,909,086.00	-	57,909,086.00
127	FOREIGN MISSION: OTTAWA	193,324,631.62	-	193,324,631.62
128	"FOREIGN MISSION: OUAGADOUGOU"	52,810,123.35	-	52,810,123.35
129	FOREIGN MISSION: PARIS	3,354,000.00	289,151,186.25	292,505,186.25
130	"FOREIGN MISSION: PORT OF SPAIN"	134,509,700.30	-	134,509,700.30
131	FOREIGN MISSION: PRETORIA	181,413,249.80	-	181,413,249.80
132	"FOREIGN MISSION: PYONG YANG"	30,685,548.00	(4,745,009.52)	25,940,538.48
133	FOREIGN MISSION: RABAT	143,301,509.16	-	143,301,509.16
134	FOREIGN MISSION: RIYADH	-	-	-
135	FOREIGN MISSION: ROME	-	60,819,480.00	60,819,480.00
136	FOREIGN MISSION: SAN-FRANCISCO (CONSULATE)	20,000,000.00	-	20,000,000.00
137	FOREIGN MISSION: SAO TOME	95,400,000.00	-	95,400,000.00
139	FOREIGN MISSION: SHANGHAI	2,554,000.00	-	2,554,000.00
140	FOREIGN MISSION: SINGAPORE	11,927,180.00	-	11,927,180.00
141	"FOREIGN MISSION: STOCKHOLM"	6,791,500.00	-	6,791,500.00
142	FOREIGN MISSION: TEHRAN	57,792,015.30	-	57,792,015.30
143	FOREIGN MISSION: TEL AVIV	121,773,567.10	-	121,773,567.10
144	FOREIGN MISSION: THE HAGUE	11,000,000.00	-	11,000,000.00
145	FOREIGN MISSION: TOKYO	91,370,000.00	29,690,803.85	121,060,803.85



NOTE 46				
CAPITAL GRANTS -- contd.				
S/N	MDA	43010101	430101	430101
		N	₦	₦
		OPENING BALANCE	2020	TOTAL
150	"FOREIGN MISSION: WASHINGTON"	114,448,231.72	-	114,448,231.72
151	FOREIGN MISSION: WINDHOEK	66,819,154.55	-	66,819,154.55
152	FOREIGN MISSION: YAOUNDE	11,675,000.00	22,848,245.45	34,523,245.45
153	PERMANENT MISSION, ASACOF , CARACAS	22,000,000.00	-	22,000,000.00
154	"FOREIGN MISSION, JUBA, SOUTH SUDAN"	127,107,043.01	-	127,107,043.01
155	FOREIGN MISSIONS, ABU DHAB	70,260,150.00	-	70,260,150.00
157	FOREIGN MISSION BELGRADE, SERBIA	-	-	-
158	"FOREIGN MISSION PRAQUE, CZECH REPUBLIC"	2,223,503.20	-	2,223,503.20
159	FOREIGN MISSION VATICAN	10,383,759.94	-	10,383,759.94
160	CONSULATE GENERAL, SAU PAULO, BRAZIL	16,500,000.00	-	16,500,000.00
161	"CONSULATE GENERAL FRANKFURT, GERMANY"	77,055,000.00	-	77,055,000.00
162	"FOREIGN MISSION DOHA, QATAR"	-	-	-
163	PERMANENT MISSION D-8 SECRETARIAT, ISTABUL, TURKEY	12,749,000.80	-	12,749,000.80
164	PERMANENT REPRESENTATION, ECOWAS, ABUJA	-	-	-
165	"FOREIGN MISSION AMMAN, JORDAN"	17,554,000.00	-	17,554,000.00
166	"FOREIGN MISSION GUANGZHOU, CHINA"	81,977,180.00	-	81,977,180.00
168	"FEDERAL MINISTRY OF INFORMATION & CULTURE - HQTRS"	27,514,141,892.41	1,001,677,383.88	28,515,819,276.29
169	NIGERIAN TELEVISION AUTHORITY	3,454,634,926.69	627,752,564.00	4,082,387,490.69
170	"FEDERAL RADIO CORPORATION OF NIGERIA"	5,385,621,939.58	198,622,229.95	5,584,244,169.53
172	VOICE OF NIGERIA	3,163,635,109.61	335,055,625.70	3,498,690,735.31
173	NIGERIAN FILM CORPORATION	1,345,138,599.20	1,046,267,885.06	2,391,406,484.26
174	NATIONAL BROADCASTING	217,043,145.25	18,289,640.00	235,332,785.25
175	NIGERIA PRESS COUNCIL	573,132,699.57	47,913,380.74	621,046,080.31
176	"NATIONAL FILM AND VIDEO CENSOR BOARD"	1,661,219,808.27	98,213,357.30	1,759,433,165.57
177	ADVERTISING PRACTITIONERS OF NIGERIA	646,775,835.05	10,038,076.50	656,813,911.55
178	"NIGERIAN TOURISM DEVELOPMENT CORPORATION"	881,181,779.58	695,677,498.07	1,576,859,277.65
179	"NATIONAL COMMISSION FOR MUSEUMS AND MONUMENTS"	1,348,029,868.06	105,488,547.89	1,453,518,415.95
180	"NATIONAL COUNCIL OF ARTS AND CULTURE"	1,105,584,262.62	814,720,005.31	1,920,304,267.93
181	"CENTRE FOR BLACK AFRICAN ARTS AND CIVILISATION"	431,391,313.81	236,735,251.19	668,126,565.00
182	NATIONAL TROUPE OF NIGERIA	201,558,782.90	10,063,560.20	211,622,343.10
183	NATIONAL THEATRE	470,763,726.95	64,118,000.00	534,881,726.95
184	NATIONAL GALLERY OF ART	429,062,161.58	106,417,919.18	535,480,080.76
185	NATIONAL WAR MUSEUM - UMUAHIA	156,674,966.70	3,474,585.40	160,149,552.10
186	NATIONAL INST. OF HOSPITALITY AND TOURISM DEVELOPMENT STUDIES	729,153,623.74	81,962,840.80	811,116,464.54
187	"NATIONAL INSTITUTE FOR CULTURE ORIENTATION"	653,485,661.57	1,225,752,220.51	1,879,237,882.08
188	"INSTITUTE OF ARCHEOLOGY AND MUSEUM STUDIES, JOS"	2,059,610,833.86	4,803,091.50	2,064,413,925.36
189	NATIONAL ORIENTATION AGENCY	2,255,110,792.74	216,966,568.99	2,472,077,361.73
190	MINISTRY OF INTERIOR - HQTRS	15,314,359,951.94	1,849,508,307.61	17,163,868,259.55
191	NIGERIA CORRECTIONAL SERVICE	40,236,106,546.26	13,903,476,495.11	54,139,583,041.37
192	NIGERIA IMMIGRATION SERVICE	28,331,840,406.63	8,089,873,185.13	36,421,713,591.76
193	"NIGERIA SECURITY AND CIVIL DEFENCE CORPS"	8,039,396,081.86	4,109,274,557.41	12,148,670,639.27
194	"CIVIL DEFENCE, IMMIGRATION AND PRISON SERVICE BOARD (CIPB)"	303,917,373.98	114,674,418.75	418,591,792.73
195	CUSTOM, IMMIGRATION, PRISON PENSION OFFICE (CIPPO)	9,225,535,691.90	-	9,225,535,691.90
196	FEDERAL FIRE SERVICE	7,201,223,713.10	4,861,089,034.72	12,062,312,747.82
197	POLICE PENSION BOARD(PTAD)	3,178,342,194.68	-	3,178,342,194.68
198	"NIGERIA POLICE ACADEMY WUDIL, KANO"	62,084,775,829.01	64,115.92	62,084,839,944.93



NOTE 46				
CAPITAL GRANTS -- contd.				
S/N	MDA	43010101	430101	430101
		N	₦	₦
		OPENING BALANCE	2020	TOTAL
203	"WEST AFRICAN MGT. DEVT. INSTITUTES NETWORK"	23,386,293.16	-	23,386,293.16
204	FEDERAL TRAINING CENTRE,ENUGU	12,734,051.99	4,243,176.40	16,977,228.39
205	FEDERAL TRAINING CENTRE,IJORIN	36,808,888.17	5,974,403.00	42,783,291.17
206	FEDERAL TRAINING CENTRE,KADUNA	21,771,985.95	4,735,489.20	26,507,475.15
207	FEDERAL TRAINING CENTRE,LAGOS	23,675,951.98	-	23,675,951.98
208	FEDERAL TRAINING CENTRE,MAIDUGURI	37,208,530.41	2,004,899.24	39,213,429.65
209	FEDERAL TRAINING CENTRE,CALABAR	706,575,112.73	42,684,334.80	749,259,447.53
210	PUBLIC SERVICE INSTITUTE OF NIGERIA.	741,277,730.59	473,795,788.82	1,215,073,519.41
211	BUREAU OF PUBLIC SERVICE REFORMS	267,034,192.59	39,455,006.75	306,489,199.34
212	SPECIAL DUTIES & INTER - GOVERNMENTAL AFFAIRS HQTRS	500,018,817.55	-	500,018,817.55
213	"AUDITOR GENERAL FOR THE FEDERATION"	476,579,292.01	227,957,578.12	704,536,870.13
214	PUBLIC COMPLAINTS COMMISSION	182,646,306.05	-	182,646,306.05
215	FEDERAL CIVIL SERVICE COMMISSION	7,510,398,409.53	38,425,278.42	7,548,823,687.95
216	INDEPENDENT NATIONAL ELECTORAL COMMISSION	5,978,887,843.59	-	5,978,887,843.59
217	FEDERAL CHARACTER COMMISSION	970,135,136.21	373,528,147.60	1,343,663,283.81
218	"FEDERAL MINISTRY OF POLICE AFFAIRS"	4,337,634,374.24	450,000,000.00	4,787,634,374.24
219	"MINISTRY OF COMMUNICATION TECHNOLOGY HQTRS"	5,870,370,967.02	5,434,555,779.56	11,304,926,746.58
220	NIGERIA COMMUNICATION SATELLITE	1,955,973,968.57	681,941,109.64	2,637,915,078.21
221	NIPOST	39,562,439,061.00	-	39,562,439,061.00
222	NATIONAL SECURITY ADVISER	36,174,509,079.60	18,143,920,390.00	54,318,429,469.60
223	"DIRECTORATE OF STATE SECURITY SERVICE"	10,214,551,632.92	8,759,109,516.00	18,973,661,148.92
224	"NATIONAL INTELLIGENCE AGENCY"	5,806,981,153.00	4,243,568,078.00	10,050,549,231.00
225	PRESIDENTIAL AIR FLEETS (STATE HOUSE)	3,590,162,077.79	4,555,625,064.80	8,145,787,142.59
226	"NATIONAL INSTITUTE FOR SECURITY STUDIES"	-	1,000,746,127.00	1,000,746,127.00
227	CODE OF CONDUCT TRIBUNAL	1,145,367,246.25	90,721,826.37	1,236,089,072.62
228	"INFRASTRUCTURE CONCESSION REGULATORY COMMISSION"	1,213,942,891.89	90,356,046.44	1,304,298,938.33
229	POLICE SERVICE COMMISSION HQTRS	62,634,721,870.18	434,545,543.03	63,069,267,413.21
230	"SECRETARY TO THE GOVERNMENT OF THE FEDERATION HQTRS"	13,835,845,231.53	3,876,123,885.60	17,711,969,117.13
231	SPECIAL DUTIES SGF	15,083,932,575.60	-	15,083,932,575.60
232	LAGOS LIAISON OFFICE	4,064,921,918.81	118,375,163.36	4,183,297,082.17
233	"NATIONAL IDENTITY MANAGEMENT COMMISSION"	978,564,067.57	244,562,152.34	1,223,126,219.91
234	NATIONAL MERIT AWARD	5,732,855,231.72	35,014,808.49	5,767,870,040.21
235	FEDERAL ROAD SAFETY COMMISSION	3,269,161,588.76	2,447,670,828.03	5,716,832,416.79
236	PRESIDENTIAL ADVISORY COMMITTEE	815,483,234.30	-	815,483,234.30
237	"NEW PARTNERSHIP FOR AFRICAN DEVELOPMENT"	6,146,291,177.77	873,809,794.95	7,020,100,972.72
238	"NATIONAL AGENCY FOR THE CONTROL OF AIDS (NACA)"	6,708,296,211.32	6,599,895,923.89	13,308,192,135.21
239	NATIONAL PENSION COMMISSION	813,692,280.06	-	813,692,280.06
240	"NATIONAL HAJJ COMMISSION OF NIGERIA"	1,109,821,758.10	466,307,900.95	1,576,129,659.05
241	"NIGERIA CHRISTIAN PILGRIM COMMISSION"	598,363,230.00	840,767,577.99	1,439,130,807.99
242	NATIONAL LOTTERY TRUST FUND	856,000,242.27	1,658,490.37	857,658,732.64
243	"NATIONAL LOTTERY REGULATORY COMMISSION"	811,059,660.83	666.72	811,060,327.55
244	SERVICOM	252,969,094.22	158,745,517.78	411,714,612.00
245	"PRESIDENTIAL TECHNICAL COMMITTEE ON LAND REFORMS"	783,511,704.28	-	783,511,704.28
246	"NATIONAL BOUNDARY COMMISSION (NBC) HQTRS"	10,405,531,366.23	830,952,230.36	11,236,483,596.59
247	"BORDER COMMUNITIES DEVELOPMENT AGENCY (BCDA) HQTRS"	16,451,401,403.26	8,999,277,582.52	25,450,678,985.78
248	"FEDERAL MINISTRY OF SPECIAL DUTIES & INTER - GOVERNMENTAL AFFAIRS HQTRS"	5,559,651,156.31	665,235,157.00	6,224,886,313.31



NOTE 46				
CAPITAL GRANTS -- contd.				
S/N	MDA	43010101	430101	430101
		N	₦	₦
		OPENING BALANCE	2020	TOTAL
252	"AGRICULTURAL RESEARCH AND MANAGEMENT INSTITUTE (ARMTI) - ILORIN"	4398586678	729982526	5,128,569,203.99
253	"NATIONAL CENTRE FOR AGRICULTURAL MECHANISATION- ILORIN"	8140824801	3174689793	11,315,514,594.10
254	"NATIONAL CEREALS RESEARCH INSTITUTE- BADEGGI"	2,720,407,515.12	1,854,782,475.38	4,575,189,990.50
255	"NATIONAL VETERINARY RESEARCH INSTITUTE- VOM"	2,834,055,185.65	699,211,821.52	3,533,267,007.17
256	"NATIONAL ROOT CROPS RESEARCH INSTITUTE- UMUDIKE"	3,683,118,108.62	903,328,902.69	4,586,447,011.31
257	"NATIONAL INSTITUTE FOR OIL PALM RESEARCH (NIFOR) - BENIN"	560,717,047.86	337,475,613.00	898,192,660.86
258	"INSTITUTE OF AGRICULTURAL RESEARCH- ZARIA"	1,341,226,017.67	318,041,695.85	1,659,267,713.52
259	"NATIONAL ANIMAL PRODUCT RESEARCH INSTITUTE- ZARIA"	1,960,766,211.82	511,188,943.71	2,471,955,155.53
260	"NATIONAL HORTICULTURAL RESEARCH INSTITUTE- IBADAN"	1,519,565,148.69	418,450,886.81	1,938,016,035.50
261	"NATIONAL AGRICULTURAL LAND DEVELOPMENT AUTHORITY (NALDA) HQTRS"	558,371,791.27	2,745,087,289.50	3,303,459,080.77
262	COCOA RESEARCH INSTITUTE- IBADAN	1,646,725,010.28	372,304,193.47	2,019,029,203.75
263	"INSTITUTE OF AGRICULTURAL RESEARCH AND TRAINING- IBADAN"	913,783,308.38	304,224,726.66	1,218,008,035.04
264	RUBBER RESEARCH INSTITUTE- BENIN	1,357,306,381.32	638,086,569.85	1,995,392,951.17
265	"NATIONAL INSTITUTE OF FRESHWATER FISH- NEW BUSSA"	1,278,329,934.45	307,946,914.02	1,586,276,848.47
266	"NATIONAL AGRIC. EXTENSION RESEARCH LIAISON SERVICES- ZARIA"	816,026,709.53	211,593,730.45	1,027,620,439.98
267	VETERINARY COUNCIL OF NIGERIA	1,068,285,783.34	33,928,114.35	1,102,213,897.69
268	"FEDERAL COLLEGE OF ANIMAL HEALTH AND PRODUCTION TECHNOLOGY - IBADAN"	1,147,854,938.08	216,063,819.03	1,363,918,757.11
269	FEDERAL COLLEGE OF AGRICULTURE - AKURE	1,171,725,414.70	201,969,939.07	1,373,695,353.77
270	"FEDERAL COLLEGE OF AGRICULTURE, MOORE PLANTATION- IBADAN"	2,490,293,181.24	254,472,066.40	2,744,765,247.64
271	"FEDERAL COLLEGE OF AGRICULTURE - ISHIAGU"	2,027,076,598.83	689,727,921.10	2,716,804,519.93
272	"FEDERAL COLLEGE OF FRESH WATER FISHERIES TECHNOLOGY - NEW BUSSA"	1,385,457,623.60	102,757,151.55	1,488,214,775.15
273	"FEDERAL COLLEGE OF ANIMAL HEALTH AND PRODUCTION TECHNOLOGY - VOM"	1,390,221,172.20	131,700,155.23	1,521,921,327.43
274	"COLLEGE OF VETERINARY AND MEDICAL LABORATORY TECHNOLOGY - VOM"	1,023,615,209.56	281,483,443.84	1,305,098,653.40
275	"FEDERAL COLLEGE OF FRESH WATER FISHERIES - BAGA"	5,131,482,432.95	337,522,504.00	5,469,004,936.95
276	"FEDERAL COLLEGE OF FISHERIES AND MARINE TECHNOLOGY - LAGOS"	2,826,678,491.29	5,381,437,672.73	8,208,116,164.02
277	FEDERAL CO-OPERATIVE COLLEGE- IBADAN	1,238,329,252.53	149,108,626.86	1,387,437,879.39
278	FEDERAL CO-OPERATIVE COLLEGE- KADUNA	1,137,440,282.68	340,511,454.49	1,477,951,737.17
279	FEDERAL CO-OPERATIVE COLLEGE- OJI RIVER	1,441,471,483.33	5,578,135,645.77	7,019,607,129.10
280	"FEDERAL COLLEGE OF LAND RESOURCES TECHNOLOGY - OWERRI"	685,880,044.89	104,455,589.88	790,335,634.77
281	"FEDERAL COLLEGE OF LAND RESOURCES TECHNOLOGY, KURU - JOS"	3,742,212,228.44	95,296,081.20	3,837,508,309.64
282	"FEDERAL COLLEGE OF HORTICULTURE, DADIN-KOWA, GOMBE"	3,776,582,345.90	627,689,789.95	4,404,272,135.85
283	"NATIONAL AGRICULTURAL INSURANCE CORPORATION (NAIC)"	1,025,315,295.60	1,207,016,913.99	2,232,332,209.59
284	NIGERIAN INSTITUTE OF ANIMAL SCIENCE	322,061,853.73	668,118,184.28	990,180,038.01
285	"NIGERIAN INSTITUTE OF SOIL SCIENCE (NISS) HQTRS"	9,056,419,322.82	171,007,415.59	9,227,426,738.41
286	"NIGERIA STORED PRODUCTS RESEARCH, ILORIN"	8,346,911,803.59	6,031,157,058.92	14,378,068,862.51
287	NATIONAL AGRICULTURE SEEDS COUNCIL	2,801,744,808.80	1,205,253,568.62	4,006,998,377.42
288	"NIGERIA AGRICULTURAL QUARANTINE SERVICE"	1,927,190,384.61	1,329,775,544.10	3,256,965,928.71
289	"AGRICULTURAL RESEARCH COUNCIL OF NIGERIA"	433,195,497.45	498,846,028.82	932,041,526.27
290	"OFFICE OF THE PERMANENT REPRESENTATIVE TO FAO"	555,775,725.40	59,979,209.00	615,754,934.40
291	LAKE CHAD RESEARCH INSTITUTE MAIDUGURI	2,902,385,095.24	400,152,490.91	3,302,537,586.15
292	"NIGERIA INSTITUTE OF OCEANOGRAPHY AND MARINE RESEARCH"	18,093,774,014.38	4,646,877,717.70	22,740,651,732.08
293	"FEDERAL UNIVERSITY OF AGRICULTURE, ABEOKUTA"	1,390,818,911.90	730,429,903.41	2,121,248,815.31
294	"FEDERAL UNIVERSITY OF AGRICULTURE, MAKURDI"	1,371,491,546.89	342,347,998.84	1,713,839,545.73
295	"MICHAEL OKPARA UNIVERSITY OF AGRICULTURE, UMUDIKE"	2,294,951,429.75	1,115,053,398.73	3,410,004,828.48
296	"FEDERAL MINISTRY OF FINANCE, BUDGET AND NATIONAL PLANNING - HQTRS"	5,521,120,773.12	2,209,596,085.83	7,730,716,858.95
297	DEBT MANAGEMENT OFFICE	893,201,003.62	228,592,580.06	1,121,793,583.68



NOTE 46				
CAPITAL GRANTS -- contd.				
S/N	MDA	43010101	430101	430101
		N	₦	₦
		OPENING BALANCE	2020	TOTAL
301	FPO ABAKALIKI	-	-	-
302	FPO ABEOKUTA	-	-	-
303	FPO ADO-EKITI	-	-	-
304	FPO AKURE	-	-	-
305	FPO ASABA	-	-	-
306	FPO AWKA	-	-	-
307	FPO BAUCHI	-	-	-
308	FPO BENIN	-	-	-
309	FPO BIRNI-KEBI	-	-	-
310	FPO CALABAR	-	-	-
311	FPO DAMATURU	-	-	-
312	FPO DUTSE	-	-	-
313	FPO ENUGU	-	-	-
314	FPO GOMBE	-	-	-
315	FPO GUSUA	-	-	-
316	FPO IBADAN	-	-	-
317	FPO ILORIN	-	-	-
318	FPO JALINGO	-	-	-
319	FPO JOS	-	-	-
320	FPO KADUNA	-	-	-
321	FPO KANO	-	-	-
322	FPO KATSINA	-	-	-
323	FPO LAFIA	-	-	-
324	FPO LAGOS I	-	-	-
325	FPO LAGOS II	-	-	-
326	FPO LOKOJA	-	-	-
327	FPO MAIDUGURI	-	-	-
328	FPO MAKURDI	-	-	-
329	FPO MINNA	-	-	-
330	FPO OSOGBO	-	-	-
331	FPO OWERRI	-	-	-
332	FPO PORT-HARCOURT	-	-	-
333	FPO SOKOTO	-	-	-
334	FPO UMUAHIA	-	-	-
335	FPO UYO	-	-	-
336	FPO YENOGOA	-	-	-
337	FPO YOLA	-	-	-
338	SUB-TREASURER OF THE FEDERATION	-	-	-
339	FEDERAL TREASURY ACADEMY OROZO	-	-	-
340	ZONAL OFFICE ENUGU	-	-	-
341	ZONAL OFFICE IBADAN	-	-	-
342	ZONAL OFFICE JOS	-	-	-
343	ZONAL OFFICE KADUNA	-	-	-
344	ZONAL OFFICE MAIDUGURI	-	-	-
345	ZONAL OFFICE PORTHARCOURT	259,313,226.77	-	259,313,226.77
346	"PENSION TRANSITIONAL ARRANGEMENT DEPARTMENT (PTAD) HQTRS"	5,490,299,373.21	388,354,831.00	5,878,654,204.21



NOTE 46				
CAPITAL GRANTS -- contd.				
S/N	MDA	43010101	430101	430101
		N	₦	₦
		OPENING BALANCE	2020	TOTAL
350	NATIONAL BUREAU OF STATISTICS	492,289,059.28	984,733,234.00	1,477,022,293.28
351	"NIGERIA INSTITUTE OF SOCIAL AND ECONOMIC RESEARCH"	2,986,029,680.81	-	2,986,029,680.81
352	BUDGET OFFICE OF THE FEDERATION	935,594,922.12	0.41	935,594,922.53
353	"FEDERAL MINISTRY OF INDUSTRY, TRADE AND INVESTMENT - HQTRS"	12,254,647,725.88	7,016,452,372.61	19,271,100,098.49
354	"NIGERIA SPECIAL ECONOMIC ZONE COMPANY"	-	15,299,287,129.20	15,299,287,129.20
355	"STANDARD ORGANIZATION OF NIGERIA"	3,022,307,884.10	57,200,000.00	3,079,507,884.10
356	"NATIONAL AUTOMOTIVE DESIGN & DEVELOPMENT COUNCIL (NADDC) HQTRS"	1,425,471,215.98	-	1,425,471,215.98
357	INDUSTRIAL TRAINING FUND	3,045,832,703.74	4,335,426,131.42	7,381,258,835.16
358	"NIGERIAN EXPORT PROMOTION COUNCIL"	717,014,929.80	387,041,440.55	1,104,056,370.35
359	"FINANCIAL REPORTING COUNCIL OF NIGERIA"	9,579,720,194.88	44,225,985.63	9,623,946,180.51
360	"NIGERIAN EXPORT PROCESSING ZONES AUTHORITY"	22,838,601,620.94	6,396,000,000.00	29,234,601,620.94
361	CONSUMER PROTECTION COUNCIL	1,821,186,617.44	400,462,213.22	2,221,648,830.66
362	"LAGOS INTERNATIONAL TRADE FAIR COMPLEX MANAGEMENT BOARD"	688,236,894.07	91,336,312.49	779,573,206.56
363	FEDERAL PRODUCE INSPECTION	23,622,411.80	141,645,000.00	165,267,411.80
364	"EXTERNAL TRADE SECTOR, GENEVA (WTO)"	2,428,615,526.89	85,059,149.00	2,513,674,675.89
365	"OIL AND GAS FREE ZONES AUTHORITY, NIGERIA (OGFZA)"	3,824,697,074.00	1,274,596,719.59	5,099,293,793.59
366	"TAFAWA BALEWA SQUARE MANAGEMENT BOARD"	1,510,230,376.44	855,719,477.25	2,365,949,853.69
367	"NIGERIA COMMODITY EXCHANGE (NCX)"	627,953,842.90	763,573,074.20	1,391,526,917.10
368	NIGERIA TRADE OFFICE, TAIWAN	107,959,423.30	31,962,588.00	139,922,011.30
369	NIGERIA TRADE OFFICE, CHINA	15,609,415,910.84	79,906,838.00	15,689,322,748.84
370	SMEDAN - H/QTRS	18,628,901,748.49	22,016,841,706.26	40,645,743,454.75
371	"NIGERIAN INVESTMENT PROMOTION COUNCIL HQTRS"	344,220,904.80	233,638,924.08	577,859,828.88
372	"NIGERIA OFFICE FOR TRADE NEGOTIATION (NOTN) ABUJA"	5,275,642,983.91	893,634,295.96	6,169,277,279.87
373	"FEDERAL MINISTRY OF LABOUR AND EMPLOYMENT - HQTRS"	5,077,558,032.75	2,747,047,475.30	7,824,605,508.05
374	INDUSTRIAL ARBITRATION PANEL	867,334,368.25	173,914,001.34	1,041,248,369.59
375	"MICHAEL IMODU INSTITUTE OF LABOUR STUDIES"	2,062,767,963.60	273,756,966.98	2,336,524,930.58
376	NATIONAL PRODUCTIVITY CENTRE	10,901,967,512.60	5,976,853,710.63	16,878,821,223.23
377	"NATIONAL DIRECTORATE OF EMPLOYMENT"	11,629,670,409.91	12,390,324,445.92	24,019,994,855.83
378	GENEVA LABOUR DESK OFFICE	1,383,776,725.28	69,273,842.70	1,453,050,567.98
379	"FEDERAL MINISTRY OF SCIENCE AND TECHNOLOGY - HQTRS"	8,183,394,491.38	1,964,082,347.20	10,147,476,838.58
380	"NATIONAL AGENCY FOR SCIENCE AND ENGINEERING INFRASTRUCTURES HQTRS"	5,914,262,133.05	2,468,011,393.39	8,382,273,526.44
381	"SHEDA SCIENCE AND TECHNOLOGY COMPLEX - ABUJA"	938,962,927.44	978,092,960.00	1,917,055,887.44
382	"NIGERIA NATURAL MEDICINE DEVELOPMENT AGENCY"	2,561,436,567.93	159,501,435.15	2,720,938,003.08
383	"NATIONAL SPACE RESEARCH AND DEVELOPMENT AGENCY - ABUJA"	3,477,149,787.53	992,462,893.01	4,469,612,680.54
384	"CENTRE FOR ATMOSPHERIC RESEARCH - ANYIGBA, KOGI STATE"	211,638,811.10	46,674,578.53	258,313,389.63
385	"ADVANCED SPACE TECHNOLOGY APPLICATION LABORATORY UYO AKWA IBOM STATE"	97,951,615.02	13,509,321.40	111,460,936.42
386	"CENTRE FOR GEODESY AND GEODYNAMICS - TORO BAUCHI STATE"	5,704,856,096.43	53,031,924.40	5,757,888,020.83
387	"AFRICAN REGIONAL CENTRE FOR SPACE EDUCATION - ILE IFE, OSUN STATE"	94,390,000.02	17,840,000.00	112,230,000.02
388	"CENTRE FOR SPACE TRANSPORT PROPULSION - EPE, LAGOS"	161,469,660.19	50,108,082.65	211,577,742.84
389	"CENTRE FOR BASIC SPACE SCIENCE - NSUKKA,"	10,310,565,270.96	97,035,024.92	10,407,600,295.88
390	"NATIONAL CENTRE FOR REMOTE SENSING - JOS, PLATEAU STATE"	502,822,747.22	6,635,605.66	509,458,352.88
391	"ZONAL ADVANCE TECHNOLOGY LABORATORY - KANO, KANO STATE"	54,002,999.94	15,909,805.10	69,912,805.04
392	"ADVANCED AIRCRAFT ENGINEERING LABORATORY, GUSAU - ZAMFARA STATE"	88,959,931.27	4.35	88,959,935.62
393	"ADVANCED AEROSPACE ENGINE LABORATORY, OKA - ONDO STATE"	216,340,186.77	10,905,500.40	227,245,687.17
394	"ADVANCED UNMANNED AERIAL LABORATORY, UBURU - EBONYI STATE"	98,237,564.64	10,408,005.00	108,645,569.64
395	"NASRDA INSTITUTE OF SPACE SCIENCE & ENGINEERING, ABUJA"	212,569,597.33	31,570,463.11	244,140,060.44



NOTE 46				
CAPITAL GRANTS -- contd.				
S/N	MDA	43010101	430101	430101
		N	₦	₦
		OPENING BALANCE	2020	TOTAL
399	"NATIONAL BIOTECHNOLOGY DEVELOPMENT AGENCY - ABUJA"	3,041,708,203.72	683,930,677.78	3,725,638,881.50
400	"BIORESOURC DEVELOPMENT CENTRE ABUJA, FCT"	59,794,133.44	400.01	59,794,533.45
401	"BIORESOURC DEVELOPMENT CENTRE ISANLU, KOGI STATE"	704,364,619.80	16,000,004.00	720,364,623.80
402	"BIORESOURC DEVELOPMENT CENTRE JALINGO, TARABA STATE"	418,026,179.40	7,696,084.24	425,722,263.64
403	"BIORESOURC DEVELOPMENT CENTRE KATSINA, KATSINA STATE"	155,216,412.92	2,000.48	155,218,413.40
404	"BIORESOURC DEVELOPMENT CENTRE ODI, BAYELSA STATE"	155,907,848.03	78,028,791.80	233,936,639.83
405	"BIORESOURC DEVELOPMENT CENTRE OGBOMOSO, OYO STATE"	222,867,237.26	26,049,327.94	248,916,565.20
406	"BIORESOURC DEVELOPMENT CENTRE OWODE, OGUN STATE"	279,137,808.24	320,000,049.57	599,137,857.81
407	"BIORESOURC DEVELOPMENT CENTRE AROCHUKWU, ABIA STATE"	176,119,932.32	4,000,000.00	180,119,932.32
408	"BIORESOURC DEVELOPMENT CENTRE KANO, KANO STATE"	196,123,901.50	10,894,524.78	207,018,426.28
409	"BIORESOURC DEVELOPMENT CENTRE - EFFRAYA, CROSS RIVER STATE"	269,095,182.95	24,142,645.38	293,237,828.33
410	"AQUATIC BIORRESOURCES TRAINING CENTRE IDAH KOGI STATE"	147,228,728.08	240.06	147,228,968.14
411	"AQUATIC BIORRESOURCES TRAINING CENTRE TUNARI TARABA STATE"	41,320,140.64	10,425,866.40	51,746,007.04
412	"AQUATIC BIORRESOURCES TRAINING CENTRE ADIABO IKOT MBO OTU CROSS RIVER STATE"	111,570,215.81	190.00	111,570,405.81
413	"BIORESOURC DEVELOPMENT CENTRE DAPCHI, YOBE STATE"	156,897,040.00	7,426,709.24	164,323,749.24
414	"BIORESOURC DEVELOPMENT CENTRE DIKWA BORNO STATE"	233,447,340.00	4,152,885.73	237,600,225.73
415	"BIORESOURC DEVELOPMENT CENTRE BILIRI GOMBE STATE"	42,610,827.54	7,048,699.82	49,659,527.36
416	"BIORESOURC DEVELOPMENT CENTRE CHIBOK, BORNO STATE"	184,439,336.02	10,439.51	184,449,775.53
417	"BIORESOURC DEVELOPMENT CENTRE, LANGTANG PLATEAU STATE"	304,668,264.75	3,565,846.11	308,234,110.86
418	"BIORESOURC DEVELOPMENT CENTRE MAKURDI, BENUE STATE"	133,827,728.12	395,441,237.26	529,268,965.38
419	"BIORESOURC DEVELOPMENT CENTRE, MICHKA ADAMAWA STATE"	93,412,475.31	8,000,240.07	101,412,715.38
420	"BIORESOURC DEVELOPMENT CENTRE, ILORIN KWARA STATE"	123,580,290.25	28,823,152.80	152,403,443.05
421	"BIORESOURC DEVELOPMENT CENTRE, ABAGANA ANAMBRA STATE"	145,727,739.98	-	145,727,739.98
422	"BIORESOURC DEVELOPMENT CENTRE, OKA AKOKO ONDO STATE"	172,950,240.00	168,120,240.00	341,070,480.00
423	"BIORESOURC DEVELOPMENT CENTRE, BOGORO, BAUCHI STATE"	308,116,794.87	24,060,902.00	332,177,696.87
424	"BIORESOURC DEVELOPMENT CENTRE, UBULU-UKU, DELTA STATE"	47,402,700.00	999.01	47,403,699.01
425	"BIORESOURC DEVELOPMENT CENTRE, UBURU EBONYI STATE"	33,940,300.00	37,500,010.00	71,440,310.00
426	AQUATIC BIORRESOURCES DEVELOPMENT CENTRE PATEGI, KWARA STATE	611,386,596.68	-	611,386,596.68
427	"BIORESOURCES DEVELOPMENT CENTRE JEGA KEBBI STATE"	87,858,267.03	12,181,600.76	100,039,867.79
428	"BOARD FOR TECHNOLOGY BUSINESS INCUBATOR CENTRE - ABUJA"	1,819,826,256.75	613,422,233.07	2,433,248,489.82
429	TECHNOLOGY INCUBATION CENTRE, GOMBE	148,581,137.71	10,606,215.20	159,187,352.91
430	TECHNOLOGY INCUBATION CENTRE, KATSINA	125,331,687.00	10,688,074.47	136,019,761.47
431	TECHNOLOGY INCUBATION CENTRE, LAFIA	107,598,654.43	11,200,000.00	118,798,654.43
432	TECHNOLOGY INCUBATION CENTRE, LOKOJA	43,650,000.00	17,896,042.00	61,546,042.00
433	"TECHNOLOGY INCUBATION CENTRE, MAKURDI"	38,354,932.08	13,257,769.00	51,612,701.08
434	NORTH WEST ZONAL OFFICE, KANO	40,565,913.00	15,999,999.41	56,565,912.41
435	NORTH EAST ZONAL OFFICE, BAUCHI	28,010,000.00	16,000,000.80	44,010,000.80
436	NORTH CENTRAL ZONAL OFFICE, MINNA	28,010,000.00	16,000,000.80	44,010,000.80
437	SOUTH WEST ZONAL OFFICE, LAGOS	35,208,999.64	16,000,000.80	51,209,000.44
438	SOUTH SOUTH ZONAL OFFICE, BENIN	73,259,243.19	13,684,184.73	86,943,427.92
439	SOUTH EAST ZONAL OFFICE, NNEWI	48,299,700.00	16,000,000.80	64,299,700.80
440	"TECHNOLOGY BUSINESS INCUBATOR CENTRE - AGEGE"	102,412,732.43	7,654,354.45	110,067,086.88
441	"TECHNOLOGY BUSINESS INCUBATOR CENTRE - ABA"	199,363,517.95	9,509,322.40	208,872,840.35
442	"TECHNOLOGY BUSINESS INCUBATOR CENTRE - KANO"	61,972,263.54	4,114,997.37	66,087,260.91
443	"TECHNOLOGY BUSINESS INCUBATOR CENTRE - NNEWI"	89,070,941.14	33,257,768.80	122,328,709.94
444	"TECHNOLOGY BUSINESS INCUBATOR CENTRE - CALABAR"	59,313,785.72	17,509,322.40	76,823,108.12



NOTE 46				
CAPITAL GRANTS -- contd.				
S/N	MDA	43010101	430101	430101
		N	₦	₦
		OPENING BALANCE	2020	TOTAL
448	"TECHNOLOGY BUSINESS INCUBATOR CENTRE - GUSAU"	51,244,237.68	13,258,120.12	64,502,357.80
449	"TECHNOLOGY BUSINESS INCUBATOR CENTRE - SOKOTO"	62,780,616.47	3,754,515.54	66,535,132.01
450	"TECHNOLOGY BUSINESS INCUBATOR CENTRE - UYO"	48,171,598.00	17,000,000.00	65,171,598.00
451	"TECHNOLOGY BUSINESS INCUBATOR CENTRE - B/ KEBBI"	58,893,670.00	17,361,550.93	76,255,220.93
452	"TECHNOLOGY BUSINESS INCUBATOR CENTRE - IGBOTAKO"	62,724,026.98	3,000,362.01	65,724,388.99
453	"TECHNOLOGY BUSINESS INCUBATOR CENTRE - BAUCHI"	71,391,375.00	6,309,322.40	77,700,697.40
454	"TECHNOLOGY BUSINESS INCUBATOR CENTRE - IBADAN"	56,751,630.44	10,574,408.00	67,326,038.44
455	"TECHNOLOGY BUSINESS INCUBATOR CENTRE - BENIN"	90,351,185.00	30,188,199.37	120,539,384.37
456	"TECHNOLOGY BUSINESS INCUBATOR CENTRE - OKWE ONUIMO"	48,486,383.48	15,909,322.40	64,395,705.88
457	"TECHNOLOGY BUSINESS INCUBATOR CENTRE - ABEOKUTA"	99,810,005.60	10,606,215.20	110,416,220.80
458	"TECHNOLOGY BUSINESS INCUBATOR CENTRE - YOLA"	52,076,314.25	8,025,787.80	60,102,102.05
459	"TECHNOLOGY BUSINESS INCUBATOR CENTRE - JOS"	126,925,636.85	16,971,048.80	143,896,685.65
460	"TECHNOLOGY BUSINESS INCUBATOR CENTRE - YENEGOA"	404,869,160.75	5,303,107.20	410,172,267.95
461	"NATIONAL CENTRE FOR GENETIC RESEARCH AND BIOTECHNOLOGY - IBADAN"	138,728,919.36	27,505,455.60	166,234,374.96
462	"ELECTRONICS DEVELOPMENT INSTITUTE (ELDI), AWKA"	103,249,080.56	120,309,129.42	223,558,209.98
463	"NATIONAL CENTRE FOR TECHNOLOGY MANAGEMENT, HQTRS, ILE IFE"	320,424,250.18	75,322,118.99	395,746,369.17
464	"REGIONAL CENTRE FOR TECHNOLOGY MANAGEMENT (NACETEM - LAGOS)"	129,192,533.64	10,221,429.15	139,413,962.79
465	"NATIONAL ENGINEERING DESIGN AND DEVELOPMENT CENTRE -NNEWI"	704,572,718.81	312,393,562.63	1,016,966,281.44
466	AFRICA REGIONAL CENTRE FOR SPACE SCIENCE & TECHNOLOGY - ILE-IFE	364,166,878.88	-	364,166,878.88
467	"CENTRE FOR SATELLITE TECHNOLOGY DEVELOPMENT - ABUJA"	333,181,658.30	278,236,339.97	611,417,998.27
468	"NIGERIAN BUILDING AND ROAD RESEARCH INSTITUTE - LAGOS"	11,044,111,339.09	17,247,614,575.15	28,291,725,914.24
469	PROJECT DEVELOPMENT INSTITUTE - ENUGU	9,537,552,062.99	7,545,580,445.67	17,083,132,508.66
470	"NATIONAL OFFICE OF TECHNOLOGY ACQUISITION AND PROMOTION - ABUJA"	1,631,202,192.14	215,611,613.17	1,846,813,805.31
471	"NATIONAL RESEARCH INSTITUTE FOR CHEMICAL TECHNOLOGY -ZARIA"	4,613,547,595.12	3,225,954,711.77	7,839,502,306.89
472	"NIGERIAN INSTITUTE FOR TRYPANOSOMIASIS RESEARCH - KADUNA"	385,764,192.06	255,369,920.42	641,134,112.48
473	"FEDERAL INSTITUTE OF INDUSTRIAL RESEARCH -OSHODI"	3,086,209,052.77	1,458,728,410.16	4,544,937,462.93
474	"FEDERAL INSTITUTE OF INDUSTRIAL RESEARCH, ABUJA LIASON OFFICE"	13,486,142.79	10,600,000.00	24,086,142.79
475	"FEDERAL INSTITUTE OF INDUSTRIAL RESEARCH, NORTH WEST ZONAL OFFICE, KANO"	18,487,970.78	-	18,487,970.78
476	"FEDERAL INSTITUTE OF INDUSTRIAL RESEARCH, NORTH EAST ZONAL OFFICE, YOLA"	15,039,681.13	9,800,000.00	24,839,681.13
477	FEDERAL INSTITUTE OF INDUSTRIAL RESEARCH -LANGTANG	156,380,714.42	-	156,380,714.42
478	"FEDERAL INSTITUTE OF INDUSTRIAL RESEARCH, SOUTH WEST ZONAL OFFICE, OWODE"	74,156,664.71	13,954,778.40	88,111,443.11
479	"FEDERAL INSTITUTE OF INDUSTRIAL RESEARCH, SOUTH SOUTH ZONAL OFFICE,"	20,807,852.43	13,954,778.40	34,762,630.83
480	"FEDERAL INSTITUTE OF INDUSTRIAL RESEARCH, SOUTH EAST ZONAL OFFICE,"	1,087,518,526.13	10,320,000.00	1,097,838,526.13
481	"FEDERAL INSTITUTE OF INDUSTRIALRESEARCH, NORTH CENTRAL ZONAL OFFICE,"	486,153,135.95	100,208,405.00	586,361,540.95
482	"SCIENCE EQUIPMENT DEVELOPMENT INSTITUTE- ENUGU"	2,550,639,742.85	582,334,517.13	3,132,974,259.98
483	"HYDRAULIC EQUIPMENT RESEARCH INSTITUTE - KANO"	2,073,038,972.91	41,597,927.83	2,114,636,900.74
484	"ENGINEERING MATERIALS DEVELOPMENT INSTITUTE - AKURE"	351,986,729.38	330,566,067.70	682,552,797.08
485	"NIGERIA INSTITUTE OF LEATHER AND SCIENCE TECHNOLOGY (NILEST) HQTRS"	1,621,355,510.03	352,701,988.80	1,974,057,498.83
486	"HEAVY LEATHER MANUFACTURE CENTRE, MAIDUGURI"	527,392,735.96	26,517,747.45	553,910,483.41
487	"LIGHT LEATHER MANUFACTURE CENTRE, SOKOTO"	195,633,419.64	26,515,537.60	222,148,957.24
488	"RAW HIDES & SKIN IMPROVEMENT CENTRE, JOS"	406,324,914.34	26,515,536.80	432,840,451.14
489	"EFFLUENT & POLLUTION MONITORING CENTRE, KANO"	125,124,714.88	26,523,149.92	151,647,864.80
490	"SOUTH-WEST REGIONAL CLUSTER RESEARCH & DEVELOPMENT CENTER, ABEOKUTA - OGUN STATE"	204,396,647.79	49,080,072.24	253,476,720.03
491	"SOUTH-EAST REGIONAL LEATHER RESEARCH & DEVELOPMENT EXTENSION CENTER, OWERRI - IMO STATE"	795,705,285.56	76,851,140.80	872,556,426.36



NOTE 46				
CAPITAL GRANTS -- contd.				
S/N	MDA	43010101	430101	430101
		N	₦	₦
		OPENING BALANCE	2020	TOTAL
495	"SCIENCE EQUIPMENT DEVELOPMENT INTITUTE - MINNA"	1,542,400,508.30	570,798,723.85	2,113,199,232.15
496	"TECHNOLOGY BUSINESS INCUBATOR CENTRE - ILORIN"	87,521,523.74	12,710,214.40	100,231,738.14
497	"TECHNOLOGY BUSINESS INCUBATOR CENTRE - TARABA"	926,936,578.14	15,909,322.40	942,845,900.54
498	"TECHNOLOGY BUSINESS INCUBATOR CENTRE - KADUNA"	454,417,688.07	12,368,831.00	466,786,519.07
499	"PROTOTYPE ENGINEERING DEVELOPMENT INSTITUTE , ILESHA"	276,971,775.47	41,754,600.00	318,726,375.47
500	"ADVANCE MANUFACTURING TECHNOLOGY PROGRAMME, TARABA"	492,105,679.02	31,099,994.50	523,205,673.52
501	SOKOTO ENERGY RESEARCH	194,485,193.61	258,046,877.15	452,532,070.76
502	"CENTRE FOR ENERGY RESEARCH AND DEVELOPMENT, NSUKA"	923,041,065.53	589,932,468.96	1,512,973,534.49
503	"NATIONAL CENTRE FOR ENERGY EFFICIENCY AND ONSERVATIVE,UNIVERSITY OF LAGOS."	329,355,614.54	54,636,355.80	383,991,970.34
504	"NATIONAL CENTRE FOR HYDROPOWER RESEARCH AND DEVELOPMENT ,UNIVERSITY OF ILORIN"	375,763,765.43	558,002,716.08	933,766,481.51
505	"NATIONAL CENTRE FOR ENERGY AND ENVIRONMENT ,UNIVERSITY OF BENIN"	8,941,619,145.08	117,637,872.00	9,059,257,017.08
506	"TECHNOLOGY BUSINESS INCUBATOR - ENUGU"	481,572,243.37	21,257,768.80	502,830,012.17
507	ENERGY COMMISSION OF NIGERIA	2,537,482,231.67	4,866,336,411.25	7,403,818,642.92
508	"NATIONAL CENTRE FOR PETROLEUM RESEARCH AND DEVELOPMENT (NCPRD), ABUBAKAR TAFAWA BALEWA UNIVERSITY BAUCHI"	408,554,978.28	59,617,416.80	468,172,395.08
509	"TECHNOLOGY BUSINESS INCUBATION CENTRE ADO-EKITI"	213,697,346,800.92	13,264,738.31	213,710,611,539.23
510	"TECHNOLOGY BUSINESS INCUBATION CENTRE ILE-IFE"	23,743,046,651.60	15,925,322.40	23,758,971,974.00
511	"FEDERAL MINISTRY OF TRANSPORT - HQTRS"	146,278,667,689.76	76,512,893,641.01	222,791,561,330.77
512	"NIGERIAN INSTITUTE OF TRANSPORT TECHNOLOGY"	20,980,897,368.69	13,688,967,198.19	34,669,864,566.88
513	NIGERIAN RAILWAY	16,992,014,391.63	20,422,566,834.65	37,414,581,226.28
514	"NATIONAL INLAND WATERWAYS AUTHORITY"	12,530,695,758.95	7,717,428,509.99	20,248,124,268.94
515	MARITIME ACADEMY, ORON	1,087,428,907.40	1,122,628,153.07	2,210,057,060.47
516	"COUNCIL FOR THE REGULATION OF FREIGHT FORWARDING IN NIGERIA"	12,224,211,696.71	3,237,176,080.59	15,461,387,777.30
517	FEDERAL MINISTRY OF AVIATION	-	27,530,431,378.34	27,530,431,378.34
518	NIGERIA CIVIL AVIATION AUTHORITY, IKEJA, LAGOS	1,867,325,678.80	-	1,867,325,678.80
519	"NIGERIAN COLLEGE OF AVIATION TECHNOLOGY-ZARIA"	168,326,546,586.11	3,360,033,825.75	171,686,580,411.86
520	NIGERIAN METEOROLOGICAL AGENCY	2,409,271,448.94	1,485,454,333.03	3,894,725,781.97
521	ACCIDENT AND INVESTIGATION BUREAU	681,780,481,686.36	750,164,999.40	682,530,646,685.76
522	NIGERIA AIRSPACE MANAGEMENT AGENCY	29,360,633,785.80	5,725,018,930.75	35,085,652,716.55
523	FEDERAL INLAND REVENUE SERVICES	170,681,621,341.35	-	170,681,621,341.35
524	"FEDERAL MINISTRY OF POWER - HQTRS"	12,821,521,670.34	8,754,701,392.76	21,576,223,063.10
525	"NATIONAL RURAL ELECTRIFICATION AGENCY"	24,484,455,938.08	39,262,287,984.40	63,746,743,922.48
526	"NIGERIAN ELECTRICITY REGULATORY COMMISSION"	2,734,817,797.04	427,625,955.66	3,162,443,752.70
527	"NIGERIAN ELECTRICITY MANAGEMENT SERVICES AGENCY (NEMSA) HQTRS"	3,605,833,874.91	859,739,874.52	4,465,573,749.43
528	"NATIONAL POWER TRAINING INSTITUTE"	30,359,679,160.32	512,423,919.03	30,872,103,079.35
529	"NIGERIA ELECTRICITY LIABILITY MANAGEMENT LIMITED"	10,387,461,582.15	1,033,559,599.14	11,421,021,181.29
530	"TRANSMISSION COMPANY OF NIGERIA"	28,855,905,269.64	8,492,269,965.85	37,348,175,235.49
531	"NIGERIAN BULK ELECTRICITY TRADING PLC"	12,464,848,061.98	86,186,895,355.79	98,651,743,417.77
532	"FEDERAL MINISTRY OF WORKS AND HOUSING"	-	227,963,943,467.67	227,963,943,467.67
533	"OFFICE OF THE SURVEYOR-GENERAL OF THE FEDERATION"	38,787,135,997.07	367,868,149.00	39,155,004,146.07
534	FEDERAL SCHOOL OF SURVEY, OYO	1,044,943,688.34	-	1,044,943,688.34
535	"FEDERAL ROAD MAINTENANCE AGENCY"	24,795,039,571.98	-	24,795,039,571.98
536	"COUNCIL FOR THE REGULATION OF ENGINEERING IN NIGERIA (COREN)"	601,140,209.27	374,678,054.94	975,818,264.21
537	SURVEY COUNCIL OF NIGERIA	1,824,691,071.91	81,721,859.06	1,906,412,930.97
538	"REGIONAL CENTRE FOR TRAINING IN AEROSPACE SURVEY"	4,596,393,917.02	-	4,596,393,917.02
539	"MINISTRY OF PETROLEUM RESOURCES HQTRS"	4,158,636,767.80	1,486,229,687.31	5,644,866,455.11



NOTE 46				
CAPITAL GRANTS -- contd.				
S/N	MDA	43010101	430101	430101
		N	₦	₦
		OPENING BALANCE	2020	TOTAL
543	"PETROLEUM PRODUCTS PRICING REGULATORY AGENCY (PPRA)"	6,185,252,249.13	1,186,772,726.51	7,372,024,975.64
544	"NIGERIA NUCLEAR REGULATORY AUTHORITY"	1,322,230,154.99	1,022,244,579.39	2,344,474,734.38
545	"MINISTRY OF MINES AND STEEL DEVELOPMENT- HQTRS"	7,441,095,159.93	3,840,984,326.24	11,282,079,486.17
546	"COUNCIL OF NIGERIAN MINING ENGINEERS AND GEOSCIENCES"	1,774,404,125.07	38,222,848.88	1,812,626,973.95
547	"NIGERIAN GEOLOGICAL SURVEY AGENCY."	2,257,119,396.22	780,700,335.25	3,037,819,731.47
548	"NATIONAL STEEL RAW MATERIALS EXPLORATION AGENCY, KADUNA"	1,498,679,104.58	1,080,450,522.81	2,579,129,627.39
549	"NATIONAL METALLURGICAL DEVELOPMENT CENTRE, JOS"	695,306,873.90	390,927,716.84	1,086,234,590.74
550	"METALLURGICAL TRAINING INSTITUTE, ONITSHA"	740,729,197.96	468,556,569.74	1,209,285,767.70
551	"NATIONAL IRON ORE MINING PROJECT - ITAKPE"	772,701,135.93	764,054,910.52	1,536,756,046.45
552	"NIGERIA INSTITUTE OF MINING AND GEOSCIENCE"	753,508,615.09	201,077,639.10	954,586,254.19
553	"NIGERIA MINING CADASTRE OFFICE & CENTRES"	451,334,306.05	440,637,976.53	891,972,282.58
555	"SOLID MINERAL DEVELOPMENT FUND OFFICE"	341,956,725.77	259,683,290.41	601,640,016.18
556	"NATIONAL SALARIES, INCOMES AND WAGES COMMISSION"	629,961,969.14	95,070,216.81	725,032,185.95
557	"REVENUE MOBILIZATION, ALLOCATION, AND FISCAL COMMISSION"	183,659,890,448.04	93,910,797.30	183,753,801,245.34
558	FISCAL RESPONSIBILITY COMMISSION	1,506,306,507.22	115,609,986.07	1,621,916,493.29
559	"FEDERAL MINISTRY OF WATER RESOURCES - HQTRS"	41,920,871,440.48	39,639,724,038.65	81,560,595,479.13
560	"NIGERIA HYDROLOGICAL SERVICE AGENCY"	6,443,051,375.39	865,252,465.18	7,308,303,840.57
561	ANAMBRA/ IMO RBDA	12,376,871,687.48	3,836,189,950.07	16,213,061,637.55
562	BENIN/ OWENA RBDA	45,752,605,821.56	3,995,022,525.98	49,747,628,347.54
563	CHAD BASIN RBDA	10,753,191,805.66	2,802,454,807.67	13,555,646,613.33
564	CROSS RIVER RBDA	16,054,432,837.33	5,084,907,681.59	21,139,340,518.92
565	HADEJIA-JAMA'ARE RBDA	13,372,096,029.00	5,228,378,867.60	18,600,474,896.60
566	LOWER BENUE RBDA	8,781,375,425.23	7,500,466,699.61	16,281,842,124.84
567	LOWER NIGER RBDA	10,949,791,621.08	4,071,305,433.48	15,021,097,054.56
568	NIGER DELTA RBDA	14,967,767,215.34	3,738,699,951.65	18,706,467,166.99
569	OGUN/ OSUN RBDA	7,709,600,162.21	3,551,089,955.10	11,260,690,117.31
570	SOKOTO RIMA RBDA	13,822,371,704.70	5,560,932,480.67	19,383,304,185.37
571	UPPER BENUE RBDA	5,897,058,671.99	2,914,933,633.28	8,811,992,305.27
572	UPPER NIGER RBDA	5,721,934,622.99	5,140,953,486.03	10,862,888,109.02
573	"NATIONAL WATER RESOURCES INSTITUTE- KADUNA"	2,081,885,272.56	1,223,155,916.45	3,305,041,189.01
574	"NIGERIA INTEGRATED WATER MANAGEMENT COMMISSION"	527,070,441.82	313,767,296.45	840,837,738.27
575	GURARA WATER MANAGEMENT AUTHORITY	354859525	0	354,859,525.03
576	NIGERIA CUSTOMS SERVICES	0	0	-
LAW & JUSTICES SECTOR				
577	NATIONAL JUDICIAL COUNCIL- ABUJA	22,430,028,224.59	8,435,009,543.30	30,865,037,767.89
578	SUPREME COURT OF NIGERIA	21,405,662,857.53	3,119,000,000.00	24,524,662,857.53
579	COURT OF APPEAL	11,838,028,971.08	9,827,758,584.75	21,665,787,555.83
580	FEDERAL HIGH COURT-ABUJA	17,317,255,512.79	4,658,504,335.51	21,975,759,848.30
581	HIGH COURT OF JUSTICE-FCT ABUJA	81,933,160,940.58	4,516,966,746.26	86,450,127,686.84
582	SHARIA COURT OF APPEAL-ABUJA	1,910,089,378.31	822,353,097.67	2,732,442,475.98
583	CUSTOMARY COURT OF APPEAL-ABUJA	22,995,706,328.25	954,000,000.00	23,949,706,328.25
584	NATIONAL INDUSTRIAL COURT	20,436,231,920.55	15,071,747,547.22	35,507,979,467.77
585	NATIONAL JUDICIAL INSTITUTE-ABUJA	52,195,715,827.44	1,563,105,239.64	53,758,821,067.08
586	JUDICIARY SERVICE COMMITTEE-FCT ABUJA	3,212,088,821.72	3,094,521,254.13	6,306,610,075.85
587	FEDERAL JUDICIARY SERVICE COMMISSION-ABUJA	7,424,220,470.99	3,689,448,175.69	11,113,668,646.68
588	"FEDERAL MINISTRY OF JUSTICE - HQTRS"	13,292,733,096.37	235,807,154.87	13,528,540,251.24



NOTE 46				
CAPITAL GRANTS -- contd.				
S/N	MDA	43010101	430101	430101
		N	₦	₦
		OPENING BALANCE	2020	TOTAL
592	"NIGERIA INSTITUTE OF ADVANCED LEGAL STUDIES"	238,694,051.79	113,002,634.23	351,696,686.02
593	"NATIONAL HUMAN RIGHTS COMMISSION"	2,717,497,085.71	3,499,312,026.67	6,216,809,112.38
594	"REGIONAL CENTRE FOR INT'L COMMERCIAL ARBITRATION"	129,129,951.58	3,768,108.00	132,898,059.58
595	"NATIONAL DRUG LAW ENFORCEMENT AGENCY"	1,232,474,465.88	3,119,849,317.36	4,352,323,783.24
596	NIGERIAN COPYRIGHT COMMISSION	106,052,798.00	-	106,052,798.00
597	"NATIONAL AGENCY FOR THE PROHIBITION OF TRAFFIC IN PERSONS"	4,504,980,026.69	993,878,667.00	5,498,858,693.69
598	"INDEPENDENT CORRUPT PRACTICES AND RELATED OFFENCES COMMISSION"	2,500,583,996.64	617,407,268.59	3,117,991,265.23
599	CODE OF CONDUCT BUREAU	2029040842	298391876.6	2,327,432,718.13
REGIONAL SECTOR				
600	"FEDERAL CAPITAL TERRITORY ADMINISTRATION"	40,176,151,499.54	29,592,356,449.64	69,768,507,949.18
601	"FEDERAL MINISTRY OF NIGER DELTA HQTRS"	79,951,961,438.53	47,939,032,024.47	127,890,993,463.00
602	"NIGER DELTA DEVELOPMENT COMMISSION"	41,049,999,999.30	-	41,049,999,999.30
SOCIAL SECTOR				
603	"FEDERAL MINISTRY OF YOUTH & SPORTS DEVELOPMENT - HQTRS"	12,562,807,664.81	4,816,823,055.42	17,379,630,720.23
604	"CITIZENSHIP AND LEADERSHIP TRAINING CENTRE"	2,127,329,138.68	94,617,904.00	2,221,947,042.68
605	"NATIONAL YOUTH SERVICE CORPS (NYSC)"	2,165,550,247.60	99,994,938.73	2,265,545,186.33
606	NIGERIA FOOTBALL FEDERATION	424,938,634.98	11,502,957.73	436,441,592.71
607	NIGERIA INSTITUTE FOR SPORTS (NIS)	636,120,017.87	57,800,827.52	693,920,845.39
608	"FEDERAL MINISTRY OF WOMEN AFFAIRS - HQTRS"	8,170,116,359.23	3,803,301,022.43	11,973,417,381.66
609	"NATIONAL CENTRE FOR WOMEN DEVELOPMENT"	4,744,049,882.88	3,359,055,931.84	8,103,105,814.72
610	FEDERAL MINISTRY OF EDUCATION - HQTRS	54,995,939,984.96	17,235,331,060.23	72,231,271,045.19
611	"UNIVERSAL BASIC EDUCATION (UBE) COMMISSION"	34,611,029,031.51	-	34,611,029,031.51
612	"WEST AFRICAN EXAMINATION COUNCIL (INTERNATIONAL)"	118,893,701.17	38,520,661.40	157,414,362.57
613	JOINT ADMISSIONS MATRICULATION BOARD	56,588,082.28	-	56,588,082.28
614	"WEST AFRICAN EXAMINATION COUNCIL (LOCAL)"	802,578,612.77	150,680,507.90	953,259,120.67
615	"NATIONAL INSTITUTE FOR EDUCATION PLANNING & ADMINISTRATION"	1,242,656,314.70	640,161,980.98	1,882,818,295.68
616	NATIONAL LIBRARY OF NIGERIA	3,873,260,968.99	1,540,433,388.00	5,413,694,356.99
617	NATIONAL EXAMINATIONS COUNCIL	6,430,015,551.49	66,671,945.65	6,496,687,497.14
618	MASS LITERACY COUNCIL	2,328,008,387.49	709,798,962.70	3,037,807,350.19
619	NOMADIC EDUCATION COMMISSION	1,867,102,904.05	1,065,832,007.51	2,932,934,911.56
620	"NATIONAL EDUCATION RESEARCH & DEVELOPMENT COUNCIL"	846,390,072.36	261,392,857.80	1,107,782,930.16
621	"NATIONAL BUSINESS AND TECHNICAL EDUCATION BOARD"	296,126,935.37	33,738,182.45	329,865,117.82
622	"TEACHERS REGISTRATION COUNCIL OF NIGERIA"	1,619,233,382.34	103,004,414.90	1,722,237,797.24
623	"COMPUTER REGISTRATION COUNCIL OF NIGERIA"	99,367,091.40	10,386,898.10	109,753,989.50
624	"NATIONAL COMMISSION FOR COLLEGE EDUCATION SECRETARIAT"	3,643,439,046.79	335,248,596.85	3,978,687,643.64
625	NATIONAL TEACHERS INSTITUTE	3,458,154,234.07	511,190,555.65	3,969,344,789.72
626	FEDERAL POLYTECHNIC ADO-EKITI	2,427,951,584.33	108,472,454.20	2,536,424,038.53
627	FEDERAL POLYTECHNIC BAUCHI	563,113,059.69	303,523,893.34	866,636,953.03
628	FEDERAL POLYTECHNIC BIDA	6,971,678,570.64	50,318,477.51	7,021,997,048.15
629	FEDERAL POLYTECHNIC IDAH	2,951,006,826.47	49,908,491.58	3,000,915,318.05
630	FEDERAL POLYTECHNIC KAURA-NAMODA	515,735,951.08	347,401,096.62	863,137,047.70
631	FEDERAL POLYTECHNIC MUBI	139,085,213.76	50,112,106.61	189,197,320.37
632	FEDERAL POLYTECHNIC NASARAWA	568,692,729.03	-	568,692,729.03
633	"AKANU IBIAM FEDERAL POLYTECHNIC, UNWANA - AFIKPO"	6,756,010,685.72	120,129,789.68	6,876,140,475.40
634	FEDERAL POLYTECHNIC KADUNA	641,820,888.79	190,430,144.23	832,251,033.02
635	FEDERAL POLYTECHNIC OFFA	3,989,339,442.94	49,909,313.60	4,039,248,756.54



NOTE 46				
CAPITAL GRANTS -- contd.				
S/N	MDA	43010101	430101	430101
		N	₦	₦
		OPENING BALANCE	2020	TOTAL
639	FEDERAL POLYTECHNIC OKO	7,517,305,659.89	103,767,122.80	7,621,072,782.69
640	FEDERAL POLYTECHNIC DAMATURU	2,946,003,820.69	49,902,231.61	2,995,906,052.30
641	FEDERAL POLYTECHNIC HUSSAINI ADAMU	242,165,198.60	36,126,649.42	278,291,848.02
642	FEDERAL POLYTECHNIC GWANDU	59,758,562.60	70,138,416.14	129,896,978.74
643	FEDERAL POLYTECHNIC ILARO	3,959,223,766.24	487,881,948.52	4,447,105,714.76
644	YABA COLLEGE OF TECHNOLOGY	471,436,867.49	219,186,163.30	690,623,030.79
645	FEDERAL POLYTECHNIC BALI	6,517,607,661.96	37,143,574.00	6,554,751,235.96
646	FEDERAL POLYTECHNIC EKOWE	131,627,094.85	78,998,559.40	210,625,654.25
647	FEDERAL POLYTECHNIC BONNY	166,508,688.49	25,245,160.88	191,753,849.37
648	FEDERAL POLYTECHNIC UKANA	596,552,578.91	171,125,288.41	767,677,867.32
649	"NATIONAL INSTITUTE FOR CONSTRUCTION TECHNOLOGY UROMI, EDO STATE"	333,220,574.11	126,381,651.66	459,602,225.77
650	"FEDERAL POLYTECHNIC, ILE-OLUJI, ONDO STATE"	848,871,542.27	192,022,080.73	1,040,893,623.00
651	FEDERAL COLLEGE OF EDUCATION ABEOKUTA	4,444,533,471.83	23,850,351.05	4,468,383,822.88
652	FEDERAL COLLEGE OF EDUCATION AKOKA	4,049,626,636.51	45,540,703.00	4,095,167,339.51
653	FEDERAL COLLEGE OF EDUCATION ASABA	1,439,076,372.69	53,766,664.95	1,492,843,037.64
654	FEDERAL COLLEGE OF EDUCATION BICHI	1,551,475,141.84	740,000,781.99	2,291,475,923.83
655	FEDERAL COLLEGE OF EDUCATION GOMBE	8,691,127,119.94	426,381,288.00	9,117,508,407.94
656	FEDERAL COLLEGE OF EDUCATION GUSAU	256,276,366.03	31,760,201.13	288,036,567.16
657	FEDERAL COLLEGE OF EDUCATION KANO	621,866,911.34	159,374,616.67	781,241,528.01
658	FEDERAL COLLEGE OF EDUCATION KATSINA	365,593,218.20	41,196,902.78	406,790,120.98
659	"FEDERAL COLLEGE OF EDUCATION KOTANGORA"	225,182,837.34	27,710,959.40	252,893,796.74
660	FEDERAL COLLEGE OF EDUCATION OBUDU	389,092,817.77	347,001,191.00	736,094,008.77
661	FEDERAL COLLEGE OF EDUCATION OKENE	15,960,591,607.15	5,337,284,548.63	21,297,876,155.78
662	FEDERAL COLLEGE OF EDUCATION OMUKU	4,748,832,171.12	31,552,186.20	4,780,384,357.32
663	FEDERAL COLLEGE OF EDUCATION ONDO	5,138,608,837.88	93,351,872.39	5,231,960,710.27
664	FEDERAL COLLEGE OF EDUCATION OYO	377,709,722.08	873,634,515.15	1,251,344,237.23
665	FEDERAL COLLEGE OF EDUCATION PANKSHIN	892,808,049.46	96,489,064.40	989,297,113.86
666	FEDERAL COLLEGE OF EDUCATION POTISKUM	1,184,841,547.60	803,423,201.81	1,988,264,749.41
667	FEDERAL COLLEGE OF EDUCATION UMUNZE	3,338,959,539.39	25,029,625.06	3,363,989,164.45
668	FEDERAL COLLEGE OF EDUCATION YOLA	83,047,927.20	16,057,535.74	99,105,462.94
669	FEDERAL COLLEGE OF EDUCATION ZARIA	4,007,112,403.79	61,982,791.70	4,069,095,195.49
670	"FEDERAL COLLEGE OF EDUCATION EHA- AMUFU"	1,942,266,544.46	909,106,268.40	2,851,372,812.86
671	"ALVAN IKOKU COLLEGE OF EDUCATION, OWERRI"	687,307,957.02	392,458,976.30	1,079,766,933.32
672	"NATIONAL UNIVERSITIES COMMISSION SECRETARIAT"	4,609,329,900.27	664,541,608.72	5,273,871,508.99
673	UNIVERSITY OF IBADAN	2,004,399,201.60	119,937,731.72	2,124,336,933.32
674	UNIVERSITY OF LAGOS	77,811,546,281.69	100,774,257.64	77,912,320,539.33
675	UNIVERSITY OF NIGERIA, NNSUKA	1,351,262,376.63	322,772,101.00	1,674,034,477.63
676	AHMADU BELLO UNIVERSITY, ZARIA	1,065,495,359.89	231,724,358.51	1,297,219,718.40
677	OBAFEMI AWOLowo UNIVERSITY	103,418,640.42	76,341,501.43	179,760,141.85
678	UNIVERSITY OF BENIN	5,881,620,329.50	83,518,117.63	5,965,138,447.13
679	UNIVERSITY OF JOS	1,044,561,715.06	104,502,003.57	1,149,063,718.63
680	UNIVERSITY OF CALABAR	333,328,251.15	50,773,718.00	384,101,969.15
681	UNIVERSITY OF ILORIN	41,372,717,746.55	62,761,324.42	41,435,479,070.97
682	UNIVERSITY OF ABUJA	16,811,477,423.78	1,339,037,471.47	18,150,514,895.25
683	UNIVERSITY OF PORT HARCOURT	31,623,669,448.37	120,776,523.93	31,744,445,972.30
684	"ABUBAKAR TAFAWA BALEWA UNIVERSITY, BAUCHI"	2,372,123,628.02	178,322,168.78	2,550,445,796.80



NOTE 46				
CAPITAL GRANTS -- contd.				
S/N	MDA	43010101	430101	430101
		N	₦	₦
		OPENING BALANCE	2020	TOTAL
685	UNIVERSITY OF TECHNOLOGY, OWERRI	1,848,294,690.05	70,787,721.10	1,919,082,411.15
686	FEDERAL UNIVERSITY OF TECHNOLOGY, AKURE	189,327,809.94	70,194,183.85	259,521,993.79
687	"FEDERAL UNIVERSITY OF TECHNOLOGY, MINNA"	182,495,040.06	70,678,642.46	253,173,682.52
688	FEDERAL UNIVERSITY OF TECHNOLOGY, YOLA	12,209,094,726.70	70,680,497.40	12,279,775,224.10
689	UNIVERSITY OF UYO	239,533,612.79	101,534,998.77	341,068,611.56
690	UNIVERSITY OF MAIDUGURI	1,614,627,677.63	1,257,989,752.56	2,872,617,430.19
691	NNAMDI AZIKIWE UNIVERSITY, AWKA	518,460,838.01	70,519,213.00	588,980,051.01
692	BAYERO UNIVERSITY, KANO	2,610,638,269.31	696,605,318.77	3,307,243,588.08
693	USMAN DAN FODIO UNIVERSITY, SOKOTO	790,144,899.29	519,921,511.50	1,310,066,410.79
694	NATIONAL MATHEMATICAL CENTRE, SHEDA	2,942,496,118.32	173,382,521.33	3,115,878,639.65
695	"FRENCH LANGUAGE VILLAGE BADAGARY, LAGOS"	181,899,385.80	75,083,403.22	256,982,789.02
696	ARABIC LANGUAGE VILLAGE BORNO	462,673,740.65	65,729,732.62	528,403,473.27
697	"NATIONAL INSTITUTE FOR NIGERIAN LANGUAGES"	152,582,059.39	108,778,642.00	261,360,701.39
698	FEDERAL UNIVERSITY OYE-EKITI	1,428,725,836.67	139,211,508.00	1,567,937,344.67
699	FEDERAL UNIVERSITY OTUOKE	1,901,057,001.68	37,370,754.49	1,938,427,756.17
700	FEDERAL UNIVERSITY DUTSE	2,790,920,955.09	164,787,622.43	2,955,708,577.52
701	"ALEX EKWUEME FEDERAL UNIVERSITY NDUFU ALIKE IKWO"	1,861,848,967.23	312,492,491.74	2,174,341,458.97
702	FEDERAL UNIVERSITY LAFIA	1,064,033,077.19	125,630,395.51	1,189,663,472.70
703	FEDERAL UNIVERSITY DUTSIN-MA	4,362,579,769.57	453,482,724.61	4,816,062,494.18
704	FEDERAL UNIVERSITY KASHERE	1,185,058,883.45	1,915,334,790.22	3,100,393,673.67
705	FEDERAL UNIVERSITY LOKOJA	915,518,967.73	96,280,182.92	1,011,799,150.65
706	FEDERAL UNIVERSITY WUKARI	4,429,479,864.24	1,517,671,132.78	5,947,150,997.02
707	FEDERAL UNIVERSITY OF BERNIN KEBBI	1,445,498,612.63	209,793,704.11	1,655,292,316.74
708	FEDERAL UNIVERSITY OF GASHUA	1,745,632,244.40	216,349,619.23	1,961,981,863.63
709	FEDERAL UNIVERSITY OF GUSAU	1,276,867,035.71	173,399,999.61	1,450,267,035.32
710	NIGERIA MARITIME UNIVERSITY, OKERENKOKO	-	333,560,973.83	333,560,973.83
711	"INTERNATIONAL CENTRE FOR BIOTECHNOLOGY, UNIVERSITY OF NIGERIA NSUKKA, ENUGU STATE"	-	246,751,366.03	246,751,366.03
712	NIGERIAN ARMY UNIVERSITY BIU	187,074,050.00	624,717,380.78	811,791,430.78
713	"DIVISION OF AGRICULTURAL COLLEGE, ABU ZARIA"	356,469,689.55	5,296,005.73	361,765,695.28
714	"FEDERAL UNIVERSITY OF PETROLEUM RESOURCES, EFFURUN"	231,994,094.56	28,029,075.81	260,023,170.37
715	NATIONAL OPEN UNIVERSITY	3,111,501,995.91	1,078,376,966.35	4,189,878,962.26
716	F.S.C. SOKOTO	231,693,819.72	50,752,171.21	282,445,990.93
717	FGC AZARE	398,996,902.27	80,424,036.47	479,420,938.74
718	FGC BUNI-YADI	590,899,336.93	73,656,167.59	664,555,504.52
719	FGC BIRIN YAURI	340,747,694.67	80,142,240.64	420,889,935.31
720	FGC DAURA	184,065,575.30	101,365,929.46	285,431,504.76
721	FGC GANYE	321,104,383.34	70,113,867.34	391,218,250.68
722	FGC GARKI	335,418,505.94	88,131,973.83	423,550,479.77
723	FGC IJANIKIN	265,604,554.76	83,613,876.76	349,218,431.52
724	FGC IKET NISE	293,022,852.93	61,483,297.17	354,506,150.10
725	FGC IKET VANDAKYA	252,796,344.47	30,000,381.99	282,796,726.46
726	FGC IKOM	379,111,967.12	88,668,420.97	467,780,388.09
727	FGC IKOT EKPENE	344,462,503.90	72,113,900.25	416,576,404.15
728	FGC IKURIN	262,833,888.79	95,213,925.00	358,047,813.79
729	FGC JOS	259,982,306.16	100,113,867.00	360,096,173.16



NOTE 46				
CAPITAL GRANTS -- contd.				
S/N	MDA	43010101	430101	430101
		N	₦	₦
		OPENING BALANCE	2020	TOTAL
733	FGC KIYAWA	221,450,083.96	46,120,906.29	267,570,990.25
734	FGC KWALI	300,780,489.78	75,118,310.00	375,898,799.78
735	FGC MAIDUGURI	250,514,589.99	78,188,661.79	328,703,251.78
736	FGC MINJIBIR	316,263,376.79	104,298,066.75	420,561,443.54
737	FGC MINNA	299,114,025.58	100,117,908.74	399,231,934.32
738	FGC ODIKOLOGUNA	288,945,992.90	77,124,636.84	366,070,629.74
739	FGC ODOGBOLU	380,186,481.81	46,834,931.65	427,021,413.46
740	FGC OGBOMOSHMO	276,904,745.33	94,388,026.68	371,292,772.01
741	FGC OGOJA	176,370,990.59	100,113,906.28	276,484,896.87
742	FGC OHAFIA	154,539,125.06	29,854,721.34	184,393,846.40
743	FGC OKIGWE	282,016,926.00	100,114,104.88	382,131,030.88
744	FGC OKPOSI	303,483,337.92	101,867,028.14	405,350,366.06
745	FGC ONITSHA	189,460,273.99	61,653,615.05	251,113,889.04
746	FGC PORT HARCOURT	212,774,264.41	38,154,911.47	250,929,175.88
747	FGC POTISKUM	255,748,207.45	100,119,413.79	355,867,621.24
748	FGC RUBBOCHI	243,100,820.60	78,984,235.75	322,085,056.35
749	FGC SOKOTO	214,531,495.81	100,133,867.01	314,665,362.82
750	FGC UGWOLAWO	282,062,633.32	65,783,199.61	347,845,832.93
751	FGC WARRI	257,576,461.67	65,354,494.68	322,930,956.35
752	FGC ZARIA	223,177,646.35	74,614,716.35	297,792,362.70
753	FGC, BILLIRI	409,714,867.93	32,496,680.57	442,211,548.50
754	FGC, IDO-ANI	352,025,126.58	70,922,849.68	422,947,976.26
755	FGC, IKOLE	274,798,973.61	83,143,221.47	357,942,195.08
756	FGGC ABAJI	234,033,564.48	29,763,643.38	263,797,207.86
757	FGGC ABULOMA	255,336,096.59	-	255,336,096.59
758	FGGC AKURE	262,651,209.69	74,131,024.87	336,782,234.56
759	FGGC ANKA	220,913,999.51	88,137,970.40	309,051,969.91
760	FGGC BAJOGA	263,492,981.92	70,213,867.80	333,706,849.72
761	FGGC BAKORI	261,438,063.57	70,131,166.47	331,569,230.04
762	FGGC BAUCHI	213,299,016.55	85,940,370.60	299,239,387.15
763	FGGC BENIN	217,302,729.79	65,175,451.14	282,478,180.93
764	FGGC BIDA	181,493,204.18	100,114,165.86	281,607,370.04
765	FGGC BWARI	299,200,402.10	60,035,356.89	359,235,758.99
766	FGGC CALABAR	259,882,691.13	78,122,066.52	338,004,757.65
767	FGGC EFON ALAYE	324,406,917.01	200,290,046.78	524,696,963.79
768	FGGC EFON IMNRINGI	254,697,064.93	100,123,752.98	354,820,817.91
769	FGGC ENUGU	319,909,191.81	100,156,141.46	420,065,333.27
770	FGGC EZZAMGBO ABAKALIKI	249,865,747.02	78,001,501.32	327,867,248.34
771	FGGC GBOKO	222,260,654.91	82,820,049.81	305,080,704.72
772	FGGC GUSAU	304,727,908.33	100,181,121.41	404,909,029.74
773	FGGC GWANDU	474,230,697.53	100,136,849.47	574,367,547.00
774	FGGC IBILLO	193,857,793.94	100,442,970.05	294,300,763.99
775	FGGC IBUSA	331,412,919.57	98,961,517.52	430,374,437.09
776	FGGC IKOT-OBIO-ITONG	194,180,405.08	81,114,336.63	275,294,741.71
777	FGGC ILORIN	340,464,501.33	70,113,867.00	410,578,368.33
778	FGGC IPETUMODU	286,723,115.57	92,114,602.06	378,837,717.63



NOTE 46				
CAPITAL GRANTS -- contd.				
S/N	MDA	43010101	430101	430101
		N	₦	₦
		OPENING BALANCE	2020	TOTAL
782	FGGC KEANA	144,646,065.76	75,113,867.00	219,759,932.76
783	FGGC LANGTANG	270,236,826.79	100,116,741.98	370,353,568.77
784	FGGC LEJJA	259,812,932.64	91,513,867.00	351,326,799.64
785	FGGC MONGUNO	257,008,844.56	65,137,618.60	322,146,463.16
786	FGGC NEW BUSA	303,191,338.07	100,118,312.83	403,309,650.90
787	FGGC OMU-ARAN	248,492,677.70	37,000,035.60	285,492,713.30
788	FGGC OWERRI	210,970,745.25	60,000,238.00	270,970,983.25
789	FGGC OYO	274,238,246.14	100,116,763.53	374,355,009.67
790	FGGC SHAGAMU	244,211,751.04	83,084,354.80	327,296,105.84
791	FGGC GUMI TAMBAWAL	232,960,187.92	63,814,222.16	296,774,410.08
792	FGGC UMUAHIA	255,863,557.33	69,678,360.67	325,541,918.00
793	FGGC WUKARI	324,611,657.42	78,713,689.78	403,325,347.20
794	FGGC, YOLA	157,677,054.49	71,114,195.45	228,791,249.94
795	FSTC AHOADA	254,583,207.33	84,459,135.55	339,042,342.88
796	FSTC AWKA	229,609,204.84	100,114,605.60	329,723,810.44
797	FSTC JUBU-IMUSHIN	262,753,434.67	93,038,382.78	355,791,817.45
798	FSTC MICHKA	221,137,644.45	68,534,353.73	289,671,998.18
799	FSTC TUNGBO - YENAGOA	328,931,886.26	68,127,413.80	397,059,300.06
800	FSTC USI-EKITI	305,373,933.92	75,194,528.15	380,568,462.07
801	FTC IKARE	368,266,432.71	-	368,266,432.71
802	FTC ILESA	227,200,632.87	88,941,239.19	316,141,872.06
803	FTC JALINGO	434,880,677.64	41,155,666.99	476,036,344.63
804	FTC KAFANCHAN	246,039,038.37	100,115,179.91	346,154,218.28
805	FTC LASSA	214,302,586.87	86,119,422.18	300,422,009.05
806	FTC OHANSO	236,475,806.04	106,347,019.73	342,822,825.77
807	FTC OROZO	268,378,462.52	78,630,000.00	347,008,462.52
808	FTC OTOBI	233,888,338.72	183,451.25	234,071,789.97
809	FTC OTUPKO	292,572,733.99	80,114,162.93	372,686,896.92
810	FTC SHIRORO	286,669,402.20	113,725,200.00	400,394,602.20
811	FTC UROMI	217,221,202.12	93,138,913.81	310,360,115.93
812	FTC UYO	204,867,701.64	68,550,099.98	273,417,801.62
813	FTC YABA	276,771,727.11	100,560,590.98	377,332,318.09
814	FTC ZURU	329,780,727.22	83,115,867.72	412,896,594.94
815	KING'S COLLEGE	290,814,797.65	91,616,840.82	382,431,638.47
816	QUEEN'S COLLEGE LAGOS	442,905,735.70	85,110,777.29	528,016,512.99
817	SULEJA ACADEMY	490,379,063.96	81,030,671.38	571,409,735.34
818	FSTC, DOMA	248,052,428.36	75,158,837.17	323,211,265.53
819	FSTC DAYI	191,983,565.79	61,308,201.06	253,291,766.85
820	"LIBRARIANS REGISTRATION COUNCIL OF NIGERIA"	273,461,515.93	23,465,819.77	296,927,335.70
821	UNESCO PARIS	18,711,937.00	16,542,108.00	35,254,045.00
822	"NATIONAL BOARD FOR TECHNICAL EDUCATION"	2,812,642,100.73	175,697,636.21	2,988,339,736.94
823	"NATIONAL BOARD FOR ARABIC AND ISLAMIC STUDIES (NBAIS) HQTRS"	607,575,519.20	1,326,925,377.14	1,934,500,896.34
824	FEDERAL MINISTRY OF HEALTH - HQTRS	34,579,685,327.21	16,809,360,026.14	51,389,045,353.35
825	NATIONAL HEALTH INSURANCE SCHEME	1,088,529,042.60	144,045,153.60	1,232,574,196.20
826	"NATIONAL PRIMARY HEALTH CARE DEVELOPMENT AGENCY"	49,800,988,359.40	18,104,433,661.35	67,905,422,020.75
827	NATIONAL ARBOVIRUS AND VECTOR RESEARCH	210,541,313.50	94,500,132.50	305,041,446.00



NOTE 46				
CAPITAL GRANTS -- contd.				
S/N	MDA	43010101	430101	430101
		N	₦	₦
		OPENING BALANCE	2020	TOTAL
831	"OPTOMETRIST AND DISPENSING OPTICIANS BOARD OF NIGERIA"	104,941,464.18	50,029,950.00	154,971,414.18
832	"COMMUNITY HEALTH PRACTITIONERS REGISTRATION BOARD"	74,976,528.00	30,000,000.00	104,976,528.00
833	NURSING AND MIDWIFERY COUNCIL	446,858,627.46	78,000,000.00	524,858,627.46
834	PHARMACIST COUNCIL OF NIGERIA COUNCIL	226,058,252.86	166,000,000.00	392,058,252.86
835	MEDICAL AND DENTAL COUNCIL OF NIGERIA	182,639,971.98	15,000,000.00	197,639,971.98
836	"NATIONAL AGENCY FOR FOOD AND DRUG ADMINISTRATION AND CONTROL"	199,449,043.63	2,042,775,248.62	2,242,224,292.25
837	MEDICAL REHABILITATION THERAPY BOARD	280,523,069.50	9,900,000.04	290,423,069.54
838	"FEDERAL COLLEGE OF DENTAL TECHNOLOGY AND THERAPY, ENUGU"	317,464,530.05	213,000,501.60	530,465,031.65
839	"ENVIRONMENTAL HEALTH OFFICERS TUTORS- IBADAN"	29,186,354.23	30,000,099.65	59,186,453.88
840	NURSE TUTOR TRAINING - ENUGU	20,508,315.00	30,015,500.00	50,523,815.00
841	NURSE TUTOR PROGRAMME AKOKA LAGOS	24,098,124.93	26,005,000.00	50,103,124.93
842	NURSE TUTOR TRAINING KADUNA	55,398,000.06	70,026,209.99	125,424,210.05
843	NURSE TUTOR TRAINING IBADAN	19,695,901.00	30,098,225.20	49,794,126.20
844	"NATIONAL POST GRADUATE MEDICAL COLLEGE OF NIGERIA-IJANIKIN LAGOS"	122,882,900.02	200,000,000.00	322,882,900.02
845	NHETC, LAGOS	-	-	-
846	NHETC, MAIDUGURI	-	-	-
847	NHETC, ZARIA	-	-	-
848	NHETC, ENUGU	-	-	-
849	PHC TUTORS PROGRAMME,UCH-IBADAN	206,760,778.61	30,098,000.00	236,858,778.61
850	"PHC TUTORS PROGRAMME,KADUNA POLYTECHNIC"	53,420,655.00	22,000,000.00	75,420,655.00
851	COMMUNITY HEALTH TUTOR PROGRAMME UCH	209,307,134.55	30,923,353.95	240,230,488.50
852	UNIVERSITY COLLEGE HOSPITAL IBADAN	20,478,139,289.22	979,193,913.62	21,457,333,202.84
853	LAGOS UNIVERSITY TEACHING HOSPITAL	1,170,214,902.88	803,337,788.13	1,973,552,691.01
854	"AHMADU BELLO UNIVERSITY TEACHING HOSPITAL"	1,525,953,392.93	848,119,322.08	2,374,072,715.01
855	"UNIVERSITY OF NIGERIA TEACHING HOSPITAL, ENUGU"	6,112,402,895.29	1,000,637,788.13	7,113,040,683.42
856	UNIVERSITY OF BENIN TEACHING HOSPITAL	1,001,754,169.04	701,983,958.70	1,703,738,127.74
857	"OBAFEMI AWOLowo UNIVERSITY TEACHING HOSPITAL"	1,420,682,683.63	1,032,068,786.74	2,452,751,470.37
858	"UNIVERSITY OF ILORIN TEACHING HOSPITAL, ILORIN"	442,915,610.28	874,466,997.42	1,317,382,607.70
859	JOS UNIVERSITY TEACHING HOSPITAL	663,104,600.71	827,313,738.60	1,490,418,339.31
860	"UNIVERSITY OF PORT-HARCOURT TEACHING HOSPITAL"	1,907,067,512.34	-	1,907,067,512.34
861	UNIVERSITY OF CALABAR TEACHING HOSPITAL	4,598,352,016.71	692,790,655.90	5,291,142,672.61
862	"UNIVERSITY OF MAIDUGURI TEACHING HOSPITAL"	2,378,847,618.57	4,255,518,984.50	6,634,366,603.07
863	"USMANU DANFODIO UNIVERSITY TEACHING HOSPITAL, SOKOTO"	903,469,731.64	-	903,469,731.64
864	AMINU KANO UNIVERSITY TEACHING HOSPITAL	812,294,350.14	1,049,147,435.44	1,861,441,785.58
865	"NNAMDI AZIKIWE UNIVERSITY TEACHING HOSPITAL, NNEWI"	566,419,037.16	627,751,037.17	1,194,170,074.33
866	"UNIVERSITY OF ABUJA TEACHING HOSPITAL, GWAGWALADA"	702,747,108.65	737,337,788.25	1,440,084,896.90
867	"ABUBAKAR TAFAWA BALEWA UNIVERSITY TEACHING HOSPITAL BAUCHI"	1,151,915,333.39	868,536,051.28	2,020,451,384.67
868	FEDERAL TEACHING HOSPITAL, ABAKALI	650,451,858.13	727,337,788.13	1,377,789,646.26
869	FEDERAL TEACHING HOSPITAL, GOMBE	500,701,151.11	827,313,738.60	1,328,014,889.71
870	FEDERAL TEACHING HOSPITAL, IDO-EKITI	510,560,420.74	721,348,717.83	1,231,909,138.57
871	IRRUA SPECIALIST TEACHING HOSPITAL, IRRUA	1,113,383,598.74	678,345,382.42	1,791,728,981.16
872	UNIVERSITY OF UYO TEACHING HOSPITAL	521,268,989.63	734,460,072.27	1,255,729,061.90
873	FEDERAL MEDICAL CENTRE - ABUJA	645,915,620.42	682,489,597.60	1,328,405,218.02
874	FEDERAL PSYCHIATRIC HOSPITAL ENUGU	187,124,905.62	603,337,825.57	790,462,731.19
875	FEDERAL PSYCHIATRIC HOSPITAL KADUNA	213,395,912.38	613,343,868.45	826,739,780.83
876	FEDERAL PSYCHIATRIC HOSPITAL CALABAR	966,418,688.44	567,856,676.54	1,534,275,364.98



NOTE 46				
CAPITAL GRANTS -- contd.				
S/N	MDA	43010101	430101	430101
		N	₦	₦
		OPENING BALANCE	2020	TOTAL
880	"FEDERAL NEURO-PSYCHIATRIC HOSPITAL ABEOKUTA"	1,837,082,854.94	543,402,623.01	2,380,485,477.95
881	"FEDERAL COLLEGE OF COMPLEMENTARY AND ALTERNATIVE MEDICINE, NIGERIA"	56,979,100.00	47,308,000.00	104,287,100.00
882	FEDERAL PSYCHIATRIC HOSPITAL BENIN CITY	242,092,679.85	577,834,544.13	819,927,223.98
883	NATIONAL ORTHOPAEDIC HOSPITAL LAGOS	381,230,977.31	334,675,741.25	715,906,718.56
884	"NATIONAL ORTHOPAEDIC HOSPITAL DALA KANO"	320,577,314.89	573,496,784.73	894,074,099.62
885	NATIONAL ORTHOPAEDIC HOSPITAL ENUGU	318,498,692.49	562,337,788.13	880,836,480.62
886	"NATIONAL TB AND LEPROSY REFERRED HOSPITAL AND TRAINING, ZARIA"	896,743,816.13	499,359,785.00	1,396,103,601.13
887	FEDERAL MEDICAL CENTRE, UMUAHIA	1,620,729,408.22	775,338,377.63	2,396,067,785.85
888	FEDERAL MEDICAL CENTRE, OWO	384,615,849.28	833,818,308.04	1,218,434,157.32
889	FEDERAL MEDICAL CENTRE ABEOKUTA	1,185,833,562.35	1,117,338,823.23	2,303,172,385.58
890	FEDERAL MEDICAL CENTRE, OWERRI	2,380,797,629.16	888,488,513.62	3,269,286,142.78
891	FEDERAL MEDICAL CENTRE, MAKURDI	6,839,564,349.78	778,343,562.68	7,617,907,912.46
892	FEDERAL MEDICAL CENTRE, KATSINA	2,650,165,443.51	1,247,346,223.21	3,897,511,666.72
893	FEDERAL MEDICAL CENTRE, NGURU YOBE	745,806,242.54	1,007,473,886.73	1,753,280,129.27
894	FEDERAL MEDICAL CENTRE, ASABA	2,107,065,723.94	987,337,858.76	3,094,403,582.70
895	FEDERAL MEDICAL CENTRE, BIDA	1,500,175,245.61	1,462,349,423.94	2,962,524,669.55
896	FEDERAL MEDICAL CENTRE, GUSAU ZAMFARA	821,031,086.52	888,416,874.33	1,709,447,960.85
897	FEDERAL MEDICAL CENTRE, YOLA ADAMAWA	492,131,224.53	797,537,697.65	1,289,668,922.18
898	FEDERAL MEDICAL CENTRE, KOGI	2,225,336,689.86	1,652,542,878.96	3,877,879,568.82
899	FEDERAL MEDICAL CENTRE, AZARE BAUCHI	3,199,779,503.50	682,340,949.10	3,882,120,452.60
900	FEDERAL MEDICAL CENTRE, KEBBI STATE	2,332,336,477.79	767,342,815.12	3,099,679,292.91
901	FEDERAL MEDICAL CENTRE, TARABA STATE	1,160,071,968.44	617,407,311.93	1,777,479,280.37
902	FEDERAL MEDICAL CENTRE, JIGAWA STATE	1,301,001,358.39	767,387,786.43	2,068,389,144.82
903	FEDERAL MEDICAL CENTRE, NASARAWA STATE	865,416,993.97	747,343,788.13	1,612,760,782.10
904	FEDERAL MEDICAL CENTRE, BAYELSA STATE	1,105,897,284.51	1,042,337,976.70	2,148,235,261.21
905	FEDERAL MEDICAL CENTRE, EBUTE METTA	2,704,549,662.83	1,029,267,682.26	3,733,817,345.09
906	NATIONAL EYE CENTRE KADUNA	824,356,448.91	418,724,582.78	1,243,081,031.69
907	NATIONAL EAR CARE CENTRE KADUNA	427,733,907.23	324,002,543.31	751,736,450.54
908	INTERCOUNTRY CENTRE FOR ORAL HEALTH JOS	414,861,541.63	88,492,412.54	503,353,954.17
909	"FEDERAL SCHOOL OF MEDICAL LABORATORY JOS"	573,938,843.95	110,501,619.30	684,440,463.25
910	ONCHO BAUCHI	-	-	-
911	ONCHO ENUGU	-	-	-
912	ONCHO IBADAN	-	-	-
913	ONCHO KADUNA	-	-	-
914	NIGERIA CENTRE FOR DISEASE CONTROL ABUJA	2,181,698,861.65	4,220,718,856.74	6,402,417,718.39
915	FEDERAL STAFF CLINICS, ABUJA PHASE I	41,764,017.99	-	41,764,017.99
916	FEDERAL STAFF CLINICS, ABUJA PHASE II	-	-	-
917	FEDERAL STAFF EYE CLINICS, ABUJA	-	-	-
918	FEDERAL STAFF DENTAL CLINICS, ABUJA	-	-	-
919	FEDERAL STAFF CLINICS, GWARINPA, ABUJA	-	159,001,000.00	159,001,000.00
920	PHS, ABUJA	-	-	-
921	PHS, YOLA	-	-	-
922	PHS, JALINGO	-	-	-
923	PHS, MAIDUGURI	-	-	-
924	PHS, DAMATURU	-	-	-
925	PHS, KANO	-	-	-



NOTE 46				
CAPITAL GRANTS -- contd.				
S/N	MDA	43010101	430101	430101
		N	₦	₦
		OPENING BALANCE	2020	TOTAL
929	PHS, SOKOTO	-	-	-
930	PHS, IBADAN	-	-	-
931	PHS, ABEOKUTA	-	-	-
932	"PHS, PORT-HARCOURT(BONNY, BRASS, ONNE, AIRPORT AND WHARF)"	-	-	-
933	PHS, CALABAR	-	-	-
934	PHS, LAGOS, IKEJA, TINCAN, APAPA, IDIROKO.	-	-	-
935	PHS, WARRI	-	-	-
936	INSTITUTE OF CHILD HEALTH (LUTH) LAGOS	-	-	-
937	INSTITUTE OF CHILD HEALTH (UBTH) BENIN	-	-	-
938	INSTITUTE OF CHILD HEALTH (UCH) IBADAN	178,511,473.85	-	178,511,473.85
939	INSTITUTE OF CHILD HEALTH (ABUTH) ZARIA	-	-	-
940	INSTITUTE OF CHILD HEALTH (ENUGU) ENUGU	-	-	-
941	"NATIONAL INST. OF PHARM. RESEARCH AND DEVELOPMENT, ABUJA"	443,900,358.33	2,582,297,764.20	3,026,198,122.53
942	"NIGERIAN INSTITUTE OF MEDICAL RESEARCH, YABA"	2,676,387,227.88	1,695,601,378.79	4,371,988,606.67
943	FGGC KEBBI	131,770,778.90	(131,770,778.90)	-
944	INSTITUTE OF PUBLIC ANALYSTS OF NIGERIA	-	30,017,854.11	30,017,854.11
945	"MEDICAL LAB. SCIENCE COUNCIL OF NIGERIA, YABA"	131,430,759.44	70,515,323.41	201,946,082.85
946	"FEDERAL SCHOOL OF OCCUPATIONAL THERAPY, YABA"	133,853,403.02	50,000,001.81	183,853,404.83
947	NOMA CHILDREN HOSPITAL, SOKOTO	132,519,262.39	74,003,567.00	206,522,829.39
948	INSTITUTE OF CHARTERED CHEMISTS OF NIGERIA	70,582,070.46	11,155,025.00	81,737,095.46
949	"INSTITUTE OF FORENSICS SCIENCE LABORATORY-OSHODI"	89,622,303.49	92,500,145.00	182,122,448.49
950	DENTAL THERAPISTS REGISTRATION BOARD	65,007,797.81	30,100,000.50	95,107,798.31
951	FEDERAL COLLEGE OF ORTHOPAEDIC TECHNOLOGY IGBOBI LAGOS	27,072,066.14	-	27,072,066.14
952	NATIONAL BLOOD TRANSFUSION SERVICE(NBTS)	-	176,791,841.18	176,791,841.18
953	"NATIONAL OBSTETRIC FITSULA CENTRE, ABAKALIKI"	445,637,525.83	193,684,753.52	639,322,279.35
954	NATIONAL OBSTETRIC FISTULA CENTRE BAUCHI	335,471,900.89	124,138,350.17	459,610,251.06
955	NATIONAL OBSTETRIC FISTULA CENTRE KATSINA	382,760,155.62	483,375,095.04	866,135,250.66
956	NATIONAL HOSPITAL	691,495,793.66	694,603,291.08	1,386,099,084.74
957	BASIC HEALTH CARE FUND	-	-	-
958	"FEDERAL MINISTRY OF ENVIRONMENT HEADQUARTERS"	12,174,336,396.59	6,214,408,535.17	18,388,744,931.76
959	NATIONAL PARK HEADQUARTERS	808,211,767.98	416,358,505.47	1,224,570,273.45
960	KAINJI NATIONAL PARK	126,700,329.88	53,710,549.63	180,410,879.51
961	OYO NATIONAL PARK	95,733,165.64	51,728,548.62	147,461,714.26
962	CHAD BASIN NATIONAL PARK	84,523,332.27	51,100,208.86	135,623,541.13
963	GASHAKA GUMTI NATIONAL PARK	549,208,967.63	51,242,557.19	600,451,524.82
964	CROSS RIVER NATIONAL PARK	124,329,943.87	53,183,548.42	177,513,492.29
965	KAMUKU NATIONAL PARK	95,338,202.14	22,826,666.18	118,164,868.32
966	OKUMU NATIONAL PARK	44,769,248.40	23,406,000.00	68,175,248.40
967	"FEDERAL COLLEGE OF WILDLIFE MANAGEMENT - NEW BUSSA"	847,637,859.62	47,177,294.24	894,815,153.86
968	FEDERAL COLLEGE OF FORESTRY IBADAN	556,053,248.86	56,480,715.90	612,533,964.76
969	FEDERAL COLLEGE OF FORESTRY JOS	169,535,436.57	37,602,999.64	207,138,436.21
970	"RESOURCES MANAGEMENT, SAKPOBA, EDO STATE (SOUTH -SOUTH)"	-	47,000,000.00	47,000,000.00
971	"RESOURCES MANAGEMENT, MAIDUGURI, BORNO STATE (NORTH EAST)"	-	47,000,000.00	47,000,000.00
972	"RESOURCES MANAGEMENT, EBONYI STATE (SOUTH -EAST)"	-	47,000,000.00	47,000,000.00
973	FORESTRY RESEARCH INSTITUTE OF IBADAN	3,249,368,359.99	3,885,573,123.26	7,134,941,483.25



NOTE 46				
CAPITAL GRANTS -- <i>contd.</i>				
S/N	MDA	43010101	430101	430101
		N	₦	₦
		OPENING BALANCE	2020	TOTAL
977	ENVIRONMENTAL HEALTH REGISTRATION COUNCIL OF NIGERIA	2,626,554,108.38	305,528,664.28	2,932,082,772.66
978	NATIONAL AGENCY FOR GREAT GREEN WALL HQTRS	1,148,665,015.35	839,858,331.00	1,988,523,346.35
979	NATIONAL BIOSAFETY MANAGEMENT AGENCY (NBMA) HQTRS	520,632,194.51	324,864,273.62	845,496,468.13
980	NATIONAL POPULATION COMMISSION	8,346,586,548.66	1,984,484,158.68	10,331,070,707.34
981	"MINISTRY OF HUMANITARIAN AFFAIRS, DISASTER MANAGEMENT AND SOCIAL DEVELOPMENT"	-	2,782,966,698.00	2,782,966,698.00
982	"NATIONAL EMERGENCY MANAGEMENT AGENCY"	377,194,543.31	-	377,194,543.31
983	NATIONAL SOCIAL INVESTMENT OFFICE	-	50,000,000,000.00	50,000,000,000.00
984	NORTH EAST DEVELOPMENT COMMISSION	-	270,000,000.00	270,000,000.00
985	NATIONAL COMMISSION FOR REFUGEES	7,470,058,297.79	5,343,915,929.66	12,813,974,227.45
	TOTAL	5,551,258,724,344.84	1,721,260,062,297.20	7,272,518,786,642.03





NOTE 47									
RESERVES									
S/N	MDA	PRIOR YEAR ADJUSTMENT	TRANSITIONAL RESERVES	REVALUATION RESERVES	FOREIGN EXCHANGE TRANSLATION RESERVES	AVAILABLE FOR SALE ASSETS RESERVE	OTHER RESERVES	TOTAL	
		43020102	43020103	43030101	43030102	43030103	43030104		2019
		₦	₦	₦	₦	₦	₦	₦	
ADMINISTRATIVE SECTOR									
1	STATE HOUSE - HQTRS	0.00	4,856,107,214.59	0.00	0.00	0.00	0.00	4,856,107,214.59	2,785,643,335.50
2	STATE HOUSE OPERATIONS - PRESIDENT	0.00	-8,868,280,259.04	0.00	0.00	0.00	0.00	-8,868,280,259.04	-
3	"STATE HOUSE OPERATIONS - VICE PRESIDENT"	0.00	-2,702,623,484.42	0.00	0.00	0.00	0.00	-2,702,623,484.42	(106,424,413.08)
4	"OFFICE OF THE CHIEF OF STAFF TO THE PRESIDENT"	0.00	-198,629,898.35	0.00	0.00	0.00	0.00	-198,629,898.35	(4,055,689.80)
5	"OFFICE OF THE CHIEF SECURITY OFFICER TO THE PRESIDENT"	0.00	-1,470,106,188.99	0.00	0.00	0.00	0.00	-1,470,106,188.99	(68,309,876.70)
6	STATE HOUSE MEDICAL CENTRE	0.00	-2,767,919,292.88	0.00	0.00	0.00	0.00	-2,767,919,292.88	(323,743,761.25)
7	STATE HOUSE LAGOS LIAISON OFFICE	0.00	-638,222,994.00	0.00	0.00	0.00	0.00	-638,222,994.00	(25,947,505.03)
8	OFFICE OF THE SENIOR SPECIAL ASSISTANT TO THE PRESIDENT -NIGER DELTA	0.00	13,307,224,189.96	0.00	0.00	0.00	0.00	13,307,224,189.96	-
9	"OFFICE OF THE SENIOR SPECIAL ASSISTANT TO THE PRESIDENT - MDGS (OSSAP-MDGS)"	0.00	-38,475,343,939.54	0.00	0.00	0.00	0.00	-38,475,343,939.54	(26,850,000,625.52)
10	NIPSS, KURU	0.00	-186,360,576.10	0.00	0.00	0.00	0.00	-186,360,576.10	(52,424,265.41)
11	BUREAU OF PUBLIC ENTERPRISES (BPE)	0.00	-113,520,746.99	0.00	0.00	0.00	0.00	-113,520,746.99	(2,014,474.12)
12	"ECONOMIC AND FINANCIAL CRIMES COMMISSION (EFCC)"	121,081.10	-7,308,480,624.62	0.00	0.00	0.00	0.00	-7,308,359,543.52	(5,546,448,800.38)
13	"NIGERIAN FINANCIAL INTELLIGENCE UNIT (NFIU)"	0.00	-1,140,147,204.30	0.00	0.00	0.00	0.00	-1,140,147,204.30	(444,561.98)
14	"BUREAU OF PUBLIC PROCUREMENT (BPP)"	0.00	-324,855,195.54	0.00	0.00	0.00	0.00	-324,855,195.54	(146,460,400.78)
15	"NIGERIA EXTRACTIVE INDUSTRIES TRANSPARENCY INITIATIVE (NEITI)"	0.00	-324,066,099.79	0.00	0.00	0.00	0.00	-324,066,099.79	(201,090,816.28)
16	"NIGERIA ATOMIC ENERGY COMMISSION & ITS CENTRES"	0.00	-1,287,459,672.82	0.00	0.00	0.00	0.00	-1,287,459,672.82	(730,745,761.58)
17	"OFFICE OF THE CHIEF ECONOMIC ADVISER TO THE PRESIDENT"	0.00	-39,536,523.28	0.00	0.00	0.00	0.00	-39,536,523.28	(19,741,241.99)
18	NASS MANAGEMENT	0.00	-2,876,879,402.61	0.00	0.00	0.00	0.00	-2,876,879,402.61	(6,822,189,671.11)
19	SENATE	0.00	-16,055,877,079.04	0.00	0.00	0.00	0.00	-16,055,877,079.04	(7,720,947,850.55)
20	HOUSE OF REPRESENTATIVES	0.00	-17,193,371,423.15	0.00	0.00	0.00	0.00	-17,193,371,423.15	(15,201,064,862.86)
21	NATIONAL ASSEMBLY COMMISSION	0.00	-1,885,360,054.55	0.00	0.00	0.00	0.00	-1,885,360,054.55	(1,885,360,054.55)
22	LEGISLATIVE AIDES	0.00	-966,554,925.84	0.00	0.00	0.00	0.00	-966,554,925.84	(661,946,553.88)
23	SENATE COMMITTEE ON PUBLIC ACCOUNTS	0.00	88,505.00	0.00	0.00	0.00	0.00	88,505.00	-
24	HOUSE COMMITTEE ON PUBLIC ACCOUNTS	0.00	-52,537,324.90	0.00	0.00	0.00	0.00	-52,537,324.90	-
25	GENERAL SERVICE	0.00	-42,556,241,897.90	0.00	0.00	0.00	0.00	-42,556,241,897.90	(27,425,534,870.92)
26	NATIONAL INSTITUTE FOR LEGISLATIVE STUDIES	0.00	75,373,239,512.82	0.00	0.00	0.00	0.00	75,373,239,512.82	75,759,308,262.43
27	"MINISTRY OF DEFENCE - MOD HQTRS"	0.00	-88,713,105,034.82	0.00	0.00	0.00	0.00	-88,713,105,034.82	(6,199,915,137.09)
28	DEFENCE HEADQUARTERS	0.00	1,729,303,266.62	0.00	0.00	0.00	0.00	1,729,303,266.62	2,125,691,751.89
29	"DEFENCE RESEARCH AND DEVELOPMENT BUREAU"	0.00	336,097,728.82	0.00	0.00	0.00	0.00	336,097,728.82	-
30	NIGERIAN ARMY	0.00	-95,093,349,969.67	0.00	0.00	0.00	0.00	-95,093,349,969.67	(40,269,134,069.91)
31	NIGERIAN NAVY	0.00	-43,377,909,225.41	0.00	0.00	0.00	0.00	-43,377,909,225.41	(6,066,732,211.76)



NOTE 47									
RESERVES – contd.									
S/N	MDA	PRIOR YEAR ADJUSTMENT	TRANSITIONAL RESERVES	REVALUATION RESERVES	FOREIGN EXCHANGE TRANSLATION RESERVES	AVAILABLE FOR SALE ASSETS RESERVE	OTHER RESERVES	TOTAL	
		43020102	43020103	43030101	43030102	43030103	43030104		2019
		₦	₦	₦	₦	₦	₦	₦	
35	NIGERIAN DEFENCE COLLEGE	0.00	-1,077,516,377.93	0.00	0.00	0.00	0.00	-1,077,516,377.93	1,959,075,059.64
36	"COMMAND AND STAFF COLLEGE, JAJI"	0.00	4,423,813,777.59	0.00	0.00	0.00	0.00	4,423,813,777.59	4,692,629,781.76
37	"NIGERIAN ARMED FORCES RESETTLEMENT CENTRE,"	0.00	-570,506,050.62	0.00	0.00	0.00	0.00	-570,506,050.62	(385,394,020.18)
38	"DEFENCE INDUSTRIES CORPORATION OF NIGERIA (DICON)"	688,177.00	12,634,874.23	0.00	0.00	0.00	0.00	13,323,051.23	204,057,681.97
39	"DEFENCE INTELLIGENCE SCHOOL"	0.00	-13,999,253,546.51	0.00	0.00	0.00	0.00	-13,999,253,546.51	(13,925,694,287.79)
40	"DEFENCE INTELLIGENCE AGENCY"	0.00	14,231,310,732.92	0.00	0.00	0.00	0.00	14,231,310,732.92	8,289,106,381.92
41	DEFENCE MISSIONS	0.00	-1,319,497,781.33	0.00	0.00	0.00	0.00	-1,319,497,781.33	934,006,613.68
42	MILITARY PENSION BOARD	0.00	181,295,601.26	0.00	0.00	0.00	0.00	181,295,601.26	(21,842,020,001.75)
43	"DEFENCE SPACE ADMINISTRATION"	0.00	-6,040,772,200.04	0.00	0.00	0.00	0.00	-6,040,772,200.04	(5,912,467,976.23)
44	"MINISTRY OF FOREIGN AFFAIRS - HQTRS"	0.00	-4,901,597,438.86	0.00	0.00	0.00	0.00	-4,901,597,438.86	(6,366,053,384.22)
45	"NIGERIANS IN DIASPORA COMMISSION (NIDC)"	0.00	0.00	0.00	0.00	0.00	0.00	0.00	-
46	TECHNICAL AIDS CORPS	0.00	6,071,180,367.46	0.00	0.00	0.00	0.00	6,071,180,367.46	8,203,378,230.96
47	"FOREIGN SERVICE ACADEMY (FSA)"	0.00	-86,645,154.45	0.00	0.00	0.00	0.00	-86,645,154.45	25,059,791.27
48	"INSTITUTE FOR PEACE AND CONFLICT RESOLUTION"	0.00	-1,412,639,742.02	0.00	0.00	0.00	0.00	-1,412,639,742.02	(1,326,576,224.88)
49	"DIRECTORATE OF TECHNICAL COOP. IN AFRICA"	0.00	922,306,405.02	0.00	0.00	0.00	0.00	922,306,405.02	1,315,747,170.11
50	"NIGERIAN INSTITUTE OF INTERNATIONAL AFFAIRS, LAGOS"	0.00	9,599,874.60	0.00	0.00	0.00	0.00	9,599,874.60	61,725,189.86
51	FOREIGN MISSION: ABIDJAN	308,506,793.79	-168,769,808.44	0.00	0.00	0.00	0.00	139,736,985.35	36,853,207.13
52	FOREIGN MISSION: ACCRA	0.00	-589,017,946.84	0.00	0.00	0.00	0.00	-589,017,946.84	(562,052,217.36)
53	"FOREIGN MISSION: ADDIS ABABA"	147,060,469.04	262,223,728.58	0.00	0.00	0.00	0.00	409,284,197.62	620,908,274.45
54	FOREIGN MISSION: ALGIERS	194,137,462.28	-34,754,000.00	0.00	0.00	0.00	0.00	159,383,462.28	523,745,480.65
55	FOREIGN MISSION: ANKARA	274,251,196.15	-52,986,000.00	0.00	0.00	0.00	0.00	221,265,196.15	(186,022,244.99)
56	FOREIGN MISSION: ATHENS	0.00	-642,549,090.64	0.00	0.00	0.00	0.00	-642,549,090.64	(239,496,970.66)
57	FOREIGN MISSION: ATLANTA	125,597,071.54	-5,701,603.92	0.00	0.00	0.00	0.00	119,895,467.62	53,540,116.50
58	FOREIGN MISSION: BAMAKO	197,985,776.97	-83,790,793.54	0.00	0.00	0.00	0.00	114,194,983.43	(53,047,013.75)
59	FOREIGN MISSION: BANGKOK	122,951,468.10	236,003,451.74	0.00	0.00	0.00	0.00	358,954,919.83	427,382,772.11
60	FOREIGN MISSION: BANGUI	0.00	90,303,162.09	0.00	0.00	0.00	0.00	90,303,162.09	(11,434,870.30)
61	FOREIGN MISSION: BANJUL	160,910,026.27	7,376,172.28	0.00	0.00	0.00	0.00	168,286,198.55	(39,559,400.28)
62	FOREIGN MISSION: BATA	191,477,746.11	-168,387,054.17	0.00	0.00	0.00	0.00	23,090,691.94	(143,442,419.09)
63	FOREIGN MISSION: BEIJING	0.00	249,683,509.23	0.00	0.00	0.00	0.00	249,683,509.23	166,400,063.94
64	FOREIGN MISSION: BEIRUT	0.00	-36,078,445.78	0.00	0.00	0.00	0.00	-36,078,445.78	(71,072,844.97)
65	FOREIGN MISSION: BERLIN	0.00	318,821,322.54	0.00	0.00	0.00	0.00	318,821,322.54	315,757,498.45
66	FOREIGN MISSION: BERNE	91,767,354.90	-29,000,000.00	0.00	0.00	0.00	0.00	62,767,354.90	59,275,107.18
67	FOREIGN MISSION: BISSAU	168,347,247.84	-220,630,000.00	0.00	0.00	0.00	0.00	-52,282,752.16	122,904,119.49
68	FOREIGN MISSION: BRASILIA	0.00	-37,191,878.07	0.00	0.00	0.00	0.00	-37,191,878.07	(404,011,998.94)
69	FOREIGN MISSION: BRAZAVILLE	353,433,634.55	-102,050,000.00	0.00	0.00	0.00	0.00	251,383,634.55	(26,039,237.58)
70	FOREIGN MISSION: BRUSSELS	246,882,114.69	-169,440,000.00	0.00	0.00	0.00	0.00	77,442,114.69	279,706,533.00
71	FOREIGN MISSION:BUCHAREST	99,569,447.98	-148,492,796.71	0.00	0.00	0.00	0.00	-48,923,348.73	50,710,263.56
72	FOREIGN MISSION: BUDAPEST	0.00	-143,400,846.18	0.00	0.00	0.00	0.00	-143,400,846.18	61,477,731.96
73	FOREIGN MISSION: BUEA	73,655,902.86	-3,500,000.00	0.00	0.00	0.00	0.00	70,155,902.86	459,510,836.74
74	"FOREIGN MISSION: BUENOS AIRES"	33,180,695.29	-17,395,000.00	0.00	0.00	0.00	0.00	15,785,695.29	452,579,318.90



NOTE 47									
RESERVES – contd.									
S/N	MDA	PRIOR YEAR ADJUSTMENT	TRANSITIONAL RESERVES	REVALUATION RESERVES	FOREIGN EXCHANGE TRANSLATION RESERVES	AVAILABLE FOR SALE ASSETS RESERVE	OTHER RESERVES	TOTAL	
		43020102	43020103	43030101	43030102	43030103	43030104		2019
		₦	₦	₦	₦	₦	₦	₦	
78	FOREIGN MISSION: CARACAS	0.00	8,955,448.57	0.00	0.00	0.00	0.00	8,955,448.57	(278,595,320.81)
79	FOREIGN MISSION: CONAKRY	207,591,051.76	-245,066,500.00	0.00	0.00	0.00	0.00	-37,475,448.24	498,257,316.64
80	FOREIGN MISSION: COTONOU	192,589,545.87	194,401,500.00	0.00	0.00	0.00	0.00	386,991,045.87	303,727,180.38
81	FOREIGN MISSION: DAKAR	96,668,393.94	-28,000,000.00	0.00	0.00	0.00	0.00	68,668,393.94	48,530,131.09
82	FOREIGN MISSION:DAMASCUS	0.00	129,771,633.79	0.00	0.00	0.00	0.00	129,771,633.79	652,684,338.76
83	"FOREIGN MISSION: DAR-ES- SALAAM"	645,421,265.22	-9,046,402.89	0.00	0.00	0.00	0.00	636,374,862.33	130,233,591.37
84	FOREIGN MISSION: DOUALA	32,028,578.44	-7,223,361.65	0.00	0.00	0.00	0.00	24,805,216.79	(75,538,383.45)
85	"FOREIGN MISSION: DUBAI TRADE MISSIONS"	0.00	-19,215,025.00	0.00	0.00	0.00	0.00	-19,215,025.00	169,648,049.77
86	FOREIGN MISSION: DUBLIN	0.00	-10,353,097.24	0.00	0.00	0.00	0.00	-10,353,097.24	54,150,359.59
87	FOREIGN MISSION: FREETOWN	0.00	105,542,103.45	0.00	0.00	0.00	0.00	105,542,103.45	(2,292,329.55)
88	"FOREIGN MISSION: GABORONE"	0.00	5,753,392.92	0.00	0.00	0.00	0.00	5,753,392.92	38,929,958.40
89	FOREIGN MISSION: GENEVA	0.00	-42,109,480.00	0.00	0.00	0.00	0.00	-42,109,480.00	22,879,062.98
90	FOREIGN MISSION: HANOI	-739,900.74	318,288,031.60	0.00	0.00	0.00	0.00	317,548,130.86	324,732,708.05
91	FOREIGN MISSION: HARARE	38,467,580.46	133,950,324.63	0.00	0.00	0.00	0.00	172,417,905.09	158,322,887.59
92	FOREIGN MISSION: HAVANA	0.00	-35,553,412.96	0.00	0.00	0.00	0.00	-35,553,412.96	77,796,305.18
93	"FOREIGN MISSION: HONGKONG"	58,881,039.02	-86,790,000.00	0.00	0.00	0.00	0.00	-27,908,960.98	242,141,783.56
94	FOREIGN MISSION:	4,169,834.64	186,904,888.72	0.00	0.00	0.00	0.00	191,074,723.36	96,816,436.62
95	FOREIGN MISSION: JAKARTA	448,131,210.21	-129,365,243.91	0.00	0.00	0.00	0.00	318,765,966.31	84,413,351.78
96	FOREIGN MISSION: JEDDAH	68,022,345.66	-95,447,708.49	0.00	0.00	0.00	0.00	-27,425,362.83	102,199,160.53
97	"FOREIGN MISSION: JOHANNESBURG"	153,400,388.18	-14,079,291.74	0.00	0.00	0.00	0.00	139,321,096.43	57,882,168.77
98	FOREIGN MISSION: KAMPALA	0.00	245,126,149.64	0.00	0.00	0.00	0.00	245,126,149.64	98,700,213.28
99	FOREIGN MISSION:KHARTOUM	0.00	49,478,319.77	0.00	0.00	0.00	0.00	49,478,319.77	72,844,018.84
100	FOREIGN MISSION: KIEV	0.00	484,356,128.04	0.00	0.00	0.00	0.00	484,356,128.04	577,680,636.95
101	"FOREIGN MISSION: KIGALI RWANDA"	71,050,962.48	-15,150,000.00	0.00	0.00	0.00	0.00	55,900,962.48	10,754,106.31
102	FOREIGN MISSION: KINGSTON	0.00	-63,769,644.04	0.00	0.00	0.00	0.00	-63,769,644.04	116,051,792.57
103	FOREIGN MISSION: KINSHASA	0.00	91,014,402.17	0.00	0.00	0.00	0.00	91,014,402.17	49,895,974.56
104	"FOREIGN MISSION: KUALA LUMPUR"	0.00	-18,000,000.00	0.00	0.00	0.00	0.00	-18,000,000.00	94,632,820.97
105	FOREIGN MISSION: KUWAIT	0.00	240,785,538.22	0.00	0.00	0.00	0.00	240,785,538.22	471,615,614.52
106	FOREIGN MISSION: LIBREVILLE	0.00	-60,311,443.06	0.00	0.00	0.00	0.00	-60,311,443.06	(43,285,518.73)
107	FOREIGN MISSION: LISBON	0.00	131,761,803.53	0.00	0.00	0.00	0.00	131,761,803.53	300,842,004.15
108	FOREIGN MISSION: LOME	0.00	83,659,819.14	0.00	0.00	0.00	0.00	83,659,819.14	(112,842,571.91)
109	FOREIGN MISSION: LONDON	0.00	4,222,447.06	0.00	0.00	0.00	0.00	4,222,447.06	1,420,714,033.07
110	FOREIGN MISSION: LUANDA	0.00	70,570,442.42	0.00	0.00	0.00	0.00	70,570,442.42	76,768,056.89
111	FOREIGN MISSION: LUSAKA	0.00	140,597,516.92	0.00	0.00	0.00	0.00	140,597,516.92	95,733,081.39
112	FOREIGN MISSION: MADRID	0.00	22,880,993.87	0.00	0.00	0.00	0.00	22,880,993.87	(62,276,159.41)
113	FOREIGN MISSION: MALABO	198,896,922.03	-77,360,000.00	0.00	0.00	0.00	0.00	121,536,922.03	(104,804,874.16)
114	FOREIGN MISSION: MANILLA	0.00	15,788,043.52	0.00	0.00	0.00	0.00	15,788,043.52	11,085,276.16
115	FOREIGN MISSION: MAPUTO	0.00	-61,124,326.33	0.00	0.00	0.00	0.00	-61,124,326.33	39,654,572.90
116	"FOREIGN MISSION: MEXICO CITY"	0.00	251,252,579.89	0.00	0.00	0.00	0.00	251,252,579.89	355,933,034.83
117	FOREIGN MISSION:MONROVIA	0.00	131,429,045.36	0.00	0.00	0.00	0.00	131,429,045.36	658,651,040.00
118	FOREIGN MISSION: MOSCOW	0.00	447,965,610.79	0.00	0.00	0.00	0.00	447,965,610.79	250,155,443.99
119	FOREIGN MISSION: NAIROBI	0.00	125,912,453.16	0.00	0.00	0.00	0.00	125,912,453.16	295,206,299.67
120	"FOREIGN MISSION: N'DJAMENA"	563,495,449.38	-39,516,981.82	0.00	0.00	0.00	0.00	523,978,467.57	569,271,261.91



NOTE 47									
RESERVES – contd.									
S/N	MDA	PRIOR YEAR ADJUSTMENT	TRANSITIONAL RESERVES	REVALUATION RESERVES	FOREIGN EXCHANGE TRANSLATION RESERVES	AVAILABLE FOR SALE ASSETS RESERVE	OTHER RESERVES	TOTAL	
		43020102	43020103	43030101	43030102	43030103	43030104		2019
		₦	₦	₦	₦	₦	₦	₦	
125	FOREIGN MISSION: NIAMEY	0.00	0.00	0.00	0.00	0.00	0.00	0.00	(32,608.09)
126	"FOREIGN MISSION: NNJC - NIAMEY"	0.00	182,514,206.58	0.00	0.00	0.00	0.00	182,514,206.58	404,706,564.15
127	FOREIGN MISSION: OTTAWA	0.00	601,176,767.41	0.00	0.00	0.00	0.00	601,176,767.41	(252,282,426.62)
128	"FOREIGN MISSION: OUAGADOUGOU"	91,240,115.37	-52,810,123.35	0.00	0.00	0.00	0.00	38,429,992.02	(94,036,757.52)
129	FOREIGN MISSION: PARIS	0.00	-1,184,809.86	0.00	0.00	0.00	0.00	-1,184,809.86	1,184,528,615.87
130	"FOREIGN MISSION: PORT OF SPAIN"	0.00	-121,821,931.98	0.00	0.00	0.00	0.00	-121,821,931.98	(113,093,097.39)
131	FOREIGN MISSION: PRETORIA	0.00	435,869,463.99	0.00	0.00	0.00	0.00	435,869,463.99	185,047,299.64
132	"FOREIGN MISSION: PYONG YANG"	0.00	0.00	0.00	0.00	0.00	0.00	0.00	(143,281,992.22)
133	FOREIGN MISSION: RABAT	0.00	-1,046,236.36	0.00	0.00	0.00	0.00	-1,046,236.36	(55,279,030.14)
134	FOREIGN MISSION: RIYADH	-10,915,130.17	45,102,688.56	0.00	0.00	0.00	0.00	34,187,558.39	306,677,568.39
135	FOREIGN MISSION: ROME	0.00	25,146,074.24	0.00	0.00	0.00	0.00	25,146,074.24	59,612,922.57
136	FOREIGN MISSION: SAN-FRANCISCO (CONSULATE)	0.00	-20,000,000.00	0.00	0.00	0.00	0.00	-20,000,000.00	(20,000,000.00)
137	FOREIGN MISSION: SAO TOME	0.00	118,199,395.86	0.00	0.00	0.00	0.00	118,199,395.86	605,281,502.99
139	FOREIGN MISSION: SHANGHAI	250,720,853.43	-2,554,000.00	0.00	0.00	0.00	0.00	248,166,853.43	782,799,408.41
140	FOREIGN MISSION: SINGAPORE	366,874,734.73	-14,006,068.88	0.00	0.00	0.00	0.00	352,868,665.85	238,552,460.72
141	"FOREIGN MISSION: STOCKHOLM"	0.00	13,412,278.18	0.00	0.00	0.00	0.00	13,412,278.18	279,333,583.41
142	FOREIGN MISSION: TEHRAN	0.00	83,232,655.36	0.00	0.00	0.00	0.00	83,232,655.36	743,293,215.82
143	FOREIGN MISSION: TEL AVIV	0.00	175,054,018.93	0.00	0.00	0.00	0.00	175,054,018.93	451,112,776.89
144	FOREIGN MISSION: THE HAGUE	0.00	152,280,740.11	0.00	0.00	0.00	0.00	152,280,740.11	730,338,985.79
145	FOREIGN MISSION: TOKYO	0.00	104,146,324.30	0.00	0.00	0.00	0.00	104,146,324.30	862,012,893.47
147	FOREIGN MISSION: TUNIS	218,812,586.05	-107,442,687.88	0.00	0.00	0.00	0.00	111,369,898.17	(33,395,303.92)
148	FOREIGN MISSION: VIENNA	0.00	29,093,830.41	0.00	0.00	0.00	0.00	29,093,830.41	14,336,566.14
149	FOREIGN MISSION: WARSAW	0.00	-93,551,356.09	0.00	0.00	0.00	0.00	-93,551,356.09	(101,569,303.77)
150	"FOREIGN MISSION: WASHINGTON"	0.00	-113,806,958.98	0.00	0.00	0.00	0.00	-113,806,958.98	1,345,436,193.68
151	FOREIGN MISSION: WINDHOEK	55,200,755.62	-66,819,154.55	0.00	0.00	0.00	0.00	-11,618,398.93	(245,272,099.20)
152	FOREIGN MISSION: YAOUNDE	0.00	10,263,218.22	0.00	0.00	0.00	0.00	10,263,218.22	(145,032,883.57)
153	PERMANENT MISSION, ASACOF , CARACAS	0.00	-22,000,000.00	0.00	0.00	0.00	0.00	-22,000,000.00	(22,000,000.00)
154	"FOREIGN MISSION, JUBA, SOUTH SUDAN"	91,521,845.39	-127,107,043.01	0.00	0.00	0.00	0.00	-35,585,197.62	270,900,547.20
155	FOREIGN MISSIONS, ABU DHAB	179,396,719.25	-73,988,967.20	0.00	0.00	0.00	0.00	105,407,752.05	156,014,194.84
157	FOREIGN MISSION BELGRADE, SERBIA	0.00	8,726,873.49	0.00	0.00	0.00	0.00	8,726,873.49	9,396,033.45
158	"FOREIGN MISSION PRAQUE, CZECH REPUBLIC"	0.00	396,638,853.13	0.00	0.00	0.00	0.00	396,638,853.13	289,375,910.76
159	FOREIGN MISSION VATICAN	0.00	64,331,801.11	0.00	0.00	0.00	0.00	64,331,801.11	3,912,350.40
160	CONSULATE GENERAL, SAU PAULO, BRAZIL	0.00	-16,500,000.00	0.00	0.00	0.00	0.00	-16,500,000.00	(16,500,000.00)
161	"CONSULATE GENERAL FRANKFURT, GERMANY"	0.00	311,890,761.07	0.00	0.00	0.00	0.00	311,890,761.07	453,023,894.57
162	"FOREIGN MISSION DOHA, QATAR"	0.00	76,740,223.06	0.00	0.00	0.00	0.00	76,740,223.06	(72,861,662.24)
163	PERMANENT MISSION D-8 SECRETARIAT, ISTABUL, TURKEY	0.00	-12,749,000.80	0.00	0.00	0.00	0.00	-12,749,000.80	(12,749,000.80)
164	PERMANENT REPRESENTATION, ECOWAS, ABUJA	0.00	11,984,060.75	0.00	0.00	0.00	0.00	11,984,060.75	12,239,040.77
165	"FOREIGN MISSION AMMAN, JORDAN"	0.00	-17,554,000.00	0.00	0.00	0.00	0.00	-17,554,000.00	318,429,099.76



NOTE 47									
RESERVES – contd.									
S/N	MDA	PRIOR YEAR ADJUSTMENT	TRANSITIONAL RESERVES	REVALUATION RESERVES	FOREIGN EXCHANGE TRANSLATION RESERVES	AVAILABLE FOR SALE ASSETS RESERVE	OTHER RESERVES	TOTAL	
		43020102	43020103	43030101	43030102	43030103	43030104		2019
		₦	₦	₦	₦	₦	₦	₦	
170	"FEDERAL RADIO CORPORATION OF NIGERIA"	121,500.00	-3,656,467,589.77	0.00	0.00	0.00	0.00	-3,656,346,089.77	(3,368,178,809.32)
172	VOICE OF NIGERIA	61,284.00	-1,591,875,982.95	0.00	0.00	0.00	0.00	-1,591,814,698.95	(1,374,624,206.92)
173	NIGERIAN FILM CORPORATION	0.00	514,371,185.44	0.00	0.00	0.00	0.00	514,371,185.44	1,056,443,895.37
174	NATIONAL BROADCASTING	0.00	813,611,394.12	0.00	0.00	0.00	0.00	813,611,394.12	591,824,075.02
175	NIGERIA PRESS COUNCIL	1,344,990.78	-337,755,735.83	0.00	0.00	0.00	0.00	-336,410,745.05	(248,345,205.87)
176	"NATIONAL FILM AND VIDEO CENSOR BOARD"	0.00	-227,415,869.11	0.00	0.00	0.00	0.00	-227,415,869.11	180,515,631.79
177	ADVERTISING PRACTITIONERS OF NIGERIA	0.00	-618,241,647.90	0.00	0.00	0.00	0.00	-618,241,647.90	(606,505,866.35)
178	"NIGERIAN TOURISM DEVELOPMENT CORPORATION"	0.00	-41,440,913.33	0.00	0.00	0.00	0.00	-41,440,913.33	106,126,015.09
179	"NATIONAL COMMISSION FOR MUSEUMS AND MONUMENTS"	0.00	-924,051,002.30	0.00	0.00	0.00	0.00	-924,051,002.30	(796,386,465.65)
180	"NATIONAL COUNCIL OF ARTS AND CULTURE"	0.00	-14,072,312.89	0.00	0.00	0.00	0.00	-14,072,312.89	392,495,460.90
181	"CENTRE FOR BLACK AFRICAN ARTS AND CIVILISATION"	0.00	-115,393,319.47	0.00	0.00	0.00	0.00	-115,393,319.47	55,029,384.99
182	NATIONAL TROUPE OF NIGERIA	0.00	-143,350,492.93	0.00	0.00	0.00	0.00	-143,350,492.93	(111,176,680.44)
183	NATIONAL THEATRE	0.00	-146,990,916.29	0.00	0.00	0.00	0.00	-146,990,916.29	(123,121,272.11)
184	NATIONAL GALLERY OF ART	0.00	94,338,268.42	0.00	0.00	0.00	0.00	94,338,268.42	275,338,949.06
185	NATIONAL WAR MUSEUM - UMUAHIA	0.00	-141,350,786.20	0.00	0.00	0.00	0.00	-141,350,786.20	(139,232,968.55)
186	NATIONAL INST. OF HOSPITALITY AND TOURISM DEVELOPMENT STUDIES	0.00	-327,005,785.29	0.00	0.00	0.00	0.00	-327,005,785.29	(215,284,848.92)
187	"NATIONAL INSTITUTE FOR CULTURE ORIENTATION"	0.00	34,002,617.49	0.00	0.00	0.00	0.00	34,002,617.49	217,317,616.47
188	"INSTITUTE OF ARCHEOLOGY AND MUSEUM STUDIES, JOS"	0.00	-2,044,608,292.71	0.00	0.00	0.00	0.00	-2,044,608,292.71	(2,041,546,891.25)
189	NATIONAL ORIENTATION AGENCY	0.00	-1,652,438,811.71	0.00	0.00	0.00	0.00	-1,652,438,811.71	(1,258,676,128.24)
190	MINISTRY OF INTERIOR - HQTRS	0.00	-13,684,849,019.53	0.00	0.00	0.00	0.00	-13,684,849,019.53	(13,425,997,549.20)
191	NIGERIA CORRECTIONAL SERVICE	0.00	-5,098,019,282.67	0.00	0.00	0.00	0.00	-5,098,019,282.67	(8,150,532,366.02)
192	NIGERIA IMMIGRATION SERVICE	0.00	-21,015,068,448.81	0.00	0.00	0.00	0.00	-21,015,068,448.81	(7,398,438,458.81)
193	"NIGERIA SECURITY AND CIVIL DEFENCE CORPS"	0.00	-13,059,797.90	0.00	0.00	0.00	0.00	-13,059,797.90	1,643,211,972.28
194	"CIVIL DEFENCE, IMMIGRATION AND PRISON SERVICE BOARD (CIPB)"	69,500.00	715,559,375.79	0.00	0.00	0.00	0.00	715,628,875.79	1,052,145,837.55
195	CUSTOM, IMMIGRATION, PRISON PENSION OFFICE (CIPPO)	0.00	-9,106,209,341.90	0.00	0.00	0.00	0.00	-9,106,209,341.90	(9,066,433,891.90)
196	FEDERAL FIRE SERVICE	-536,134.27	5,904,964,438.78	0.00	0.00	0.00	0.00	5,904,428,304.51	7,604,006,066.36
197	POLICE PENSION BOARD(PTAD)	0.00	-3,178,342,194.68	0.00	0.00	0.00	0.00	-3,178,342,194.68	(3,190,899,727.10)
198	"NIGERIA POLICE ACADEMY WUDIL, KANO"	0.00	-53,349,677,072.51	0.00	0.00	0.00	0.00	-53,349,677,072.51	(47,334,903,069.11)
199	"POLICE FORMATIONS AND COMMANDS"	0.00	35,921,540,863.00	0.00	0.00	0.00	0.00	35,921,540,863.00	32,804,652,024.67
200	"OFFICE OF THE HEAD OF THE CIVIL SERVICE OF THE FEDERATION - HQTRS"	0.00	2,483,870,645.48	0.00	0.00	0.00	0.00	2,483,870,645.48	2,983,031,279.59
202	"ADMINISTRATIVE STAFF COLLEGE OF NIGERIA"	0.00	301,098,922.46	0.00	0.00	0.00	0.00	301,098,922.46	333,515,426.93
203	"WEST AFRICAN MGT. DEVT. INSTITUTES NETWORK"	0.00	-23,386,293.16	0.00	0.00	0.00	0.00	-23,386,293.16	(23,501,854.70)
204	FEDERAL TRAINING CENTRE,ENUGU	0.00	26,313,811.83	0.00	0.00	0.00	0.00	26,313,811.83	8,111,846.61



NOTE 47									
RESERVES – <i>contd.</i>									
S/N	MDA	PRIOR YEAR ADJUSTMENT	TRANSITIONAL RESERVES	REVALUATION RESERVES	FOREIGN EXCHANGE TRANSLATION RESERVES	AVAILABLE FOR SALE ASSETS RESERVE	OTHER RESERVES	TOTAL	
		43020102	43020103	43030101	43030102	43030103	43030104		2019
		₦	₦	₦	₦	₦	₦	₦	
208	FEDERAL TRAINING CENTRE,MAIDUGURI	0.00	-8,386,195.98	0.00	0.00	0.00	0.00	-8,386,195.98	(5,220,359.80)
209	FEDERAL TRAINING CENTRE,CALABAR	0.00	-623,723,827.36	0.00	0.00	0.00	0.00	-623,723,827.36	(608,716,166.69)
210	PUBLIC SERVICE INSTITUTE OF NIGERIA.	0.00	597,447,501.12	0.00	0.00	0.00	0.00	597,447,501.12	684,248,905.07
211	BUREAU OF PUBLIC SERVICE REFORMS	0.00	-169,805,798.22	0.00	0.00	0.00	0.00	-169,805,798.22	(132,793,065.00)
212	SPECIAL DUTIES & INTER - GOVERNMENTAL AFFAIRS HQTRS	0.00	-428,207,894.95	0.00	0.00	0.00	0.00	-428,207,894.95	(394,184,264.15)
213	"AUDITOR GENERAL FOR THE FEDERATION"	0.00	-70,695,389.57	0.00	0.00	0.00	0.00	-70,695,389.57	119,774,800.50
214	PUBLIC COMPLAINTS COMMISSION	0.00	3,493,057,611.92	0.00	0.00	0.00	0.00	3,493,057,611.92	122,040,404.34
215	FEDERAL CIVIL SERVICE COMMISSION	0.00	-7,343,738,184.40	0.00	0.00	0.00	0.00	-7,343,738,184.40	(7,280,020,537.19)
216	INDEPENDENT NATIONAL ELECTORAL COMMISSION	0.00	59,013,728,619.10	0.00	0.00	0.00	0.00	59,013,728,619.10	185,985,532,519.58
217	FEDERAL CHARACTER COMMISSION	0.00	2,427,585,323.51	0.00	0.00	0.00	0.00	2,427,585,323.51	3,078,768,151.98
218	"FEDERAL MINISTRY OF POLICE AFFAIRS"	0.00	-4,337,634,374.24	0.00	0.00	0.00	0.00	-4,337,634,374.24	(4,337,634,374.24)
219	"MINISTRY OF COMMUNICATION TECHNOLOGY HQTRS"	0.00	6,662,477,152.66	0.00	0.00	0.00	0.00	6,662,477,152.66	6,319,783,056.86
220	NIGERIA COMMUNICATION SATELLITE	0.00	1,426,323,961.44	0.00	0.00	0.00	0.00	1,426,323,961.44	1,442,344,795.36
221	NIPOST	0.00	-39,277,150,489.16	0.00	0.00	0.00	0.00	-39,277,150,489.16	(39,236,818,633.86)
222	NATIONAL SECURITY ADVISER	0.00	37,931,415,441.68	0.00	0.00	0.00	0.00	37,931,415,441.68	31,833,353,360.60
223	"DIRECTORATE OF STATE SECURITY SERVICE"	0.00	7,561,958,543.72	0.00	0.00	0.00	0.00	7,561,958,543.72	6,573,091,442.98
224	"NATIONAL INTELLIGENCE AGENCY"	0.00	3,228,008,404.70	0.00	0.00	0.00	0.00	3,228,008,404.70	4,552,577,220.00
225	PRESIDENTIAL AIR FLEETS (STATE HOUSE)	0.00	1,989,567,909.31	0.00	0.00	0.00	0.00	1,989,567,909.31	(987,990,913.19)
226	"NATIONAL INSTITUTE FOR SECURITY STUDIES"	0.00	0.00	0.00	0.00	0.00	0.00	0.00	-
227	CODE OF CONDUCT TRIBUNAL	0.00	512,143,618.43	0.00	0.00	0.00	0.00	512,143,618.43	669,958,780.56
228	"INFRASTRUCTURE CONCESSION REGULATORY COMMISSION"	0.00	-101,121,028.00	0.00	0.00	0.00	0.00	-101,121,028.00	(1,398,781.35)
229	POLICE SERVICE COMMISSION HQTRS	0.00	-60,831,792,836.77	0.00	0.00	0.00	0.00	-60,831,792,836.77	(60,758,486,165.06)
230	"SECRETARY TO THE GOVERNMENT OF THE FEDERATION HQTRS"	0.00	84,914,358,252.24	0.00	0.00	0.00	0.00	84,914,358,252.24	3,726,704,102,807.18
231	SPECIAL DUTIES SGF	0.00	-12,546,865,445.28	0.00	0.00	0.00	0.00	-12,546,865,445.28	(12,340,348,989.85)
232	LAGOS LIAISON OFFICE	0.00	-3,649,879,203.46	0.00	0.00	0.00	0.00	-3,649,879,203.46	(3,639,488,971.47)
233	"NATIONAL IDENTITY MANAGEMENT COMMISSION"	0.00	5,689,388,669.58	0.00	0.00	0.00	0.00	5,689,388,669.58	7,064,705,678.63
234	NATIONAL MERIT AWARD	0.00	-5,401,021,951.61	0.00	0.00	0.00	0.00	-5,401,021,951.61	(5,319,204,068.83)
235	FEDERAL ROAD SAFETY COMMISSION	0.00	1,632,592,402.31	0.00	0.00	0.00	0.00	1,632,592,402.31	2,511,590,112.66
236	PRESIDENTIAL ADVISORY COMMITTEE	0.00	-711,822,540.01	0.00	0.00	0.00	0.00	-711,822,540.01	(546,682,563.30)
237	"NEW PARTNERSHIP FOR AFRICAN DEVELOPMENT"	0.00	-5,695,935,788.46	0.00	0.00	0.00	0.00	-5,695,935,788.46	(5,441,415,295.15)
238	"NATIONAL AGENCY FOR THE CONTROL OF AIDS (NACA)"	163,600.00	-2,261,508,167.15	0.00	0.00	0.00	0.00	-2,261,344,567.15	417,183,072.39
239	NATIONAL PENSION COMMISSION	0.00	-762,877,120.44	0.00	0.00	0.00	0.00	-762,877,120.44	(555,569,120.44)
240	"NATIONAL HAJJ COMMISSION OF NIGERIA"	0.00	-169,370,147.64	0.00	0.00	0.00	0.00	-169,370,147.64	189,085,012.08
241	"NIGERIA CHRISTIAN PILGRIM COMMISSION"	0.00	-321,241,661.95	0.00	0.00	0.00	0.00	-321,241,661.95	172,650,962.58
242	NATIONAL LOTTERY TRUST FUND	0.00	-44,467,066.97	0.00	0.00	0.00	0.00	-44,467,066.97	147,338,604.22



NOTE 47									
RESERVES – contd.									
S/N	MDA	PRIOR YEAR ADJUSTMENT	TRANSITIONAL RESERVES	REVALUATION RESERVES	FOREIGN EXCHANGE TRANSLATION RESERVES	AVAILABLE FOR SALE ASSETS RESERVE	OTHER RESERVES	TOTAL	
		43020102	43020103	43030101	43030102	43030103	43030104		2019
		₦	₦	₦	₦	₦	₦	₦	
246	"NATIONAL BOUNDARY COMMISSION (NBC) HQTRS"	0.00	-7,804,251,706.30	0.00	0.00	0.00	0.00	-7,804,251,706.30	(7,512,847,098.20)
247	"BORDER COMMUNITIES DEVELOPMENT AGENCY (BCDA) HQTRS"	0.00	2,838,448,664.29	0.00	0.00	0.00	0.00	2,838,448,664.29	4,214,064,018.14
248	"FEDERAL MINISTRY OF SPECIAL DUTIES & INTER - GOVERNMENTAL AFFAIRS HQTRS"	0.00	-2,110,686,387.73	0.00	0.00	0.00	0.00	-2,110,686,387.73	(1,861,795,247.31)
249	TERTIARY EDUCATION TRUST FUND	0.00	5,088,498,406.52	0.00	0.00	21,180,315,680.00	2,677,000,000.00	28,945,814,086.52	219,007,492,285.14
ECONOMIC SECTOR									
250	"FEDERAL MINISTRY OF AGRICULTURE AND RURAL DEVELOPMENT HQTRS"	0.00	-73,385,681,584.63	0.00	0.00	0.00	0.00	-73,385,681,584.63	(70,284,992,116.99)
252	"AGRICULTURAL RESEARCH AND MANAGEMENT INSTITUTE (ARMTI) - ILORIN"	760,461.14	-2,573,091,910.77	0.00	0.00	0.00	0.00	-2,572,331,449.63	(2,043,290,951.44)
253	"NATIONAL CENTRE FOR AGRICULTURAL MECHANISATION- ILORIN"	0.00	-3,290,249,423.96	0.00	0.00	0.00	0.00	-3,290,249,423.96	(739,696,252.87)
254	"NATIONAL CEREALS RESEARCH INSTITUTE- BADEGGI"	0.00	-539,131,444.88	0.00	0.00	0.00	0.00	-539,131,444.88	(447,376,077.67)
255	"NATIONAL VETERINARY RESEARCH INSTITUTE- VOM"	0.00	-2,317,988,616.25	0.00	0.00	0.00	0.00	-2,317,988,616.25	(640,288,497.43)
256	"NATIONAL ROOT CROPS RESEARCH INSTITUTE- UMUDIKE"	0.00	-1,302,612,038.38	0.00	0.00	0.00	0.00	-1,302,612,038.38	(780,676,333.24)
257	"NATIONAL INSTITUTE FOR OIL PALM RESEARCH (NIFOR) - BENIN"	0.00	-390,838,273.05	0.00	0.00	0.00	0.00	-390,838,273.05	(65,791,115.64)
258	"INSTITUTE OF AGRICULTURAL RESEARCH- ZARIA"	0.00	-354,344,444.89	0.00	0.00	0.00	0.00	-354,344,444.89	(382,637,721.21)
259	"NATIONAL ANIMAL PRODUCT RESEARCH INSTITUTE- ZARIA"	0.00	-666,397,865.18	0.00	0.00	0.00	0.00	-666,397,865.18	(260,257,334.72)
260	"NATIONAL HORTICULTURAL RESEARCH INSTITUTE- IBADAN"	0.00	-444,272,124.27	0.00	0.00	0.00	0.00	-444,272,124.27	(173,652,801.43)
261	"NATIONAL AGRICULTURAL LAND DEVELOPMENT AUTHORITY (NALDA) HQTRS"	0.00	-351,344,034.70	0.00	0.00	0.00	0.00	-351,344,034.70	(285,823,913.23)
262	COCOA RESEARCH INSTITUTE- IBADAN	0.00	-344,450,084.13	0.00	0.00	0.00	0.00	-344,450,084.13	(147,971,301.26)
263	"INSTITUTE OF AGRICULTURAL RESEARCH AND TRAINING- IBADAN"	0.00	-232,250,234.01	0.00	0.00	0.00	0.00	-232,250,234.01	(105,620,006.27)
264	RUBBER RESEARCH INSTITUTE- BENIN	0.00	-435,152,689.84	0.00	0.00	0.00	0.00	-435,152,689.84	(260,837,087.01)
265	"NATIONAL INSTITUTE OF FRESHWATER FISH- NEW BUSSA"	0.00	-426,728,689.93	0.00	0.00	0.00	0.00	-426,728,689.93	(223,350,927.94)
266	"NATIONAL AGRIC. EXTENSION RESEARCH LIAISON SERVICES- ZARIA"	0.00	-109,460,570.56	0.00	0.00	0.00	0.00	-109,460,570.56	17,351,306.06
267	VETERINARY COUNCIL OF NIGERIA	0.00	-338,275,531.82	0.00	0.00	0.00	0.00	-338,275,531.82	(274,292,245.25)
268	"FEDERAL COLLEGE OF ANIMAL HEALTH AND PRODUCTION TECHNOLOGY - IBADAN"	0.00	-51,411,205.50	0.00	0.00	0.00	0.00	-51,411,205.50	133,665,937.51
269	FEDERAL COLLEGE OF AGRICULTURE - AKURE	0.00	-452,749,771.31	0.00	0.00	0.00	0.00	-452,749,771.31	(272,244,863.80)
270	"FEDERAL COLLEGE OF AGRICULTURE, MOORE PLANTATION- IBADAN"	0.00	-429,639,440.33	0.00	0.00	0.00	0.00	-429,639,440.33	(103,857,289.16)
271	"FEDERAL COLLEGE OF AGRICULTURE - ISHIAGU"	0.00	-278,676,019.35	0.00	0.00	0.00	0.00	-278,676,019.35	(220,223,537.77)



NOTE 47									
RESERVES – <i>contd.</i>									
S/N	MDA	PRIOR YEAR ADJUSTMENT	TRANSITIONAL RESERVES	REVALUATION RESERVES	FOREIGN EXCHANGE TRANSLATION RESERVES	AVAILABLE FOR SALE ASSETS RESERVE	OTHER RESERVES	TOTAL	
		43020102	43020103	43030101	43030102	43030103	43030104		2019
		₦	₦	₦	₦	₦	₦	₦	
275	"FEDERAL COLLEGE OF FRESH WATER FISHERIES - BAGA"	0.00	-1,721,228,675.58	0.00	0.00	0.00	0.00	-1,721,228,675.58	(1,053,901,403.89)
276	"FEDERAL COLLEGE OF FISHERIES AND MARINE TECHNOLOGY - LAGOS"	0.00	-838,615,009.21	0.00	0.00	0.00	0.00	-838,615,009.21	(310,890,836.57)
277	FEDERAL CO-OPERATIVE COLLEGE-IBADAN	0.00	-339,345,666.35	0.00	0.00	0.00	0.00	-339,345,666.35	(254,120,355.82)
278	FEDERAL CO-OPERATIVE COLLEGE-KADUNA	0.00	-277,018,676.21	0.00	0.00	0.00	0.00	-277,018,676.21	(150,257,207.51)
279	FEDERAL CO-OPERATIVE COLLEGE-OJI RIVER	0.00	-151,626,736.75	0.00	0.00	0.00	0.00	-151,626,736.75	(85,457,727.50)
280	"FEDERAL COLLEGE OF LAND RESOURCES TECHNOLOGY - OWERRI"	0.00	-436,976,118.54	0.00	0.00	0.00	0.00	-436,976,118.54	(141,468,587.43)
281	"FEDERAL COLLEGE OF LAND RESOURCES TECHNOLOGY, KURU - JOS"	0.00	-1,269,257,400.08	0.00	0.00	0.00	0.00	-1,269,257,400.08	(863,599,536.07)
282	"FEDERAL COLLEGE OF HORTICULTURE, DADIN-KOWA, GOMBE"	339,320.74	-675,196,791.50	0.00	0.00	0.00	0.00	-674,857,470.76	95,342,284.83
283	"NATIONAL AGRICULTURAL INSURANCE CORPORATION (NAIC)"	0.00	-138,589,227.98	0.00	0.00	0.00	0.00	-138,589,227.98	(118,813,589.28)
284	NIGERIAN INSTITUTE OF ANIMAL SCIENCE	0.00	-102,604,076.69	0.00	0.00	0.00	0.00	-102,604,076.69	(33,389,724.71)
285	"NIGERIAN INSTITUTE OF SOIL SCIENCE (NISS) HQTRS"	0.00	-3,600,727,289.65	0.00	0.00	0.00	0.00	-3,600,727,289.65	(2,899,630,171.32)
286	"NIGERIA STORED PRODUCTS RESEARCH, ILORIN"	0.00	5,527,948,131.91	0.00	0.00	0.00	0.00	5,527,948,131.91	(1,174,350,883.14)
287	NATIONAL AGRICULTURE SEEDS COUNCIL	0.00	-9,505,464,488.87	0.00	0.00	0.00	0.00	-9,505,464,488.87	(4,440,724,396.85)
288	"NIGERIA AGRICULTURAL QUARANTINE SERVICE"	0.00	44,430,231.09	0.00	0.00	0.00	0.00	44,430,231.09	363,200,837.74
289	"AGRICULTURAL RESEARCH COUNCIL OF NIGERIA"	0.00	403,289,180.69	0.00	0.00	0.00	0.00	403,289,180.69	473,192,226.51
290	"OFFICE OF THE PERMANENT REPRESENTATIVE TO FAO"	0.00	-300,369,387.44	0.00	0.00	0.00	0.00	-300,369,387.44	(231,795,772.03)
291	LAKE CHAD RESEARCH INSTITUTE MAIDUGURI	0.00	-1,272,842,872.50	0.00	0.00	0.00	0.00	-1,272,842,872.50	(1,069,244,988.39)
292	"NIGERIA INSTITUTE OF OCEANOGRAPHY AND MARINE RESEARCH"	0.00	-15,206,147,352.78	0.00	0.00	0.00	0.00	-15,206,147,352.78	(14,305,412,557.90)
293	"FEDERAL UNIVERSITY OF AGRICULTURE, ABEOKUTA"	0.00	2,681,949,684.00	0.00	0.00	0.00	700,901.00	2,682,650,585.00	(14,224,042.50)
294	"FEDERAL UNIVERSITY OF AGRICULTURE, MAKURDI"	0.00	-560,554,508.96	0.00	0.00	0.00	0.00	-560,554,508.96	(1,600,998,112.95)
295	"MICHAEL OKPARA UNIVERSITY OF AGRICULTURE, UMUDIKE"	0.00	468,616,993.17	0.00	0.00	0.00	0.00	468,616,993.17	218,068,180.15
296	"FEDERAL MINISTRY OF FINANCE, BUDGET AND NATIONAL PLANNING - HQTRS"	0.00	-2,061,303,367.25	0.00	0.00	0.00	0.00	-2,061,303,367.25	(257,401,984.82)
297	DEBT MANAGEMENT OFFICE	0.00	-271,700,020.11	0.00	0.00	0.00	0.00	-271,700,020.11	22,722,988.02
298	INVESTMENT AND SECURITIES TRIBUNAL	0.00	220,346,510,799.52	0.00	0.00	0.00	0.00	220,346,510,799.52	220,351,579,873.05
299	"OFFICE OF THE ACCOUNTANT-GENERAL OF THE FEDERATION"	0.00	-129,446,164,389.77	0.00	0.00	0.00	0.00	-129,446,164,389.77	(238,938,468,994.97)
300	CONSOLIDATED REVENUE FUND	0.00	-39,162,433,833,315.10	0.00	0.00	0.00	0.00	-39,162,433,833,315.10	(27,701,617,528,906.70)



NOTE 47									
RESERVES – <i>contd.</i>									
S/N	MDA	PRIOR YEAR ADJUSTMENT	TRANSITIONAL RESERVES	REVALUATION RESERVES	FOREIGN EXCHANGE TRANSLATION RESERVES	AVAILABLE FOR SALE ASSETS RESERVE	OTHER RESERVES	TOTAL	2019
		43020102	43020103	43030101	43030102	43030103	43030104		
		₦	₦	₦	₦	₦	₦	₦	
304	FPO AKURE	0.00	0.00	0.00	0.00	0.00	0.00	0.00	-
305	FPO ASABA	0.00	0.00	0.00	0.00	0.00	0.00	0.00	-
306	FPO AWKA	0.00	0.00	0.00	0.00	0.00	0.00	0.00	-
307	FPO BAUCHI	0.00	0.00	0.00	0.00	0.00	0.00	0.00	-
308	FPO BENIN	0.00	-400.00	0.00	0.00	0.00	0.00	-400.00	-
309	FPO BIRNI-KEBI	0.00	0.00	0.00	0.00	0.00	0.00	0.00	-
310	FPO CALABAR	0.00	0.00	0.00	0.00	0.00	0.00	0.00	-
311	FPO DAMATURU	0.00	0.00	0.00	0.00	0.00	0.00	0.00	-
312	FPO DUTSE	0.00	0.00	0.00	0.00	0.00	0.00	0.00	-
313	FPO ENUGU	0.00	-1,010.00	0.00	0.00	0.00	0.00	-1,010.00	-
314	FPO GOMBE	0.00	0.00	0.00	0.00	0.00	0.00	0.00	-
315	FPO GUSUA	0.00	0.00	0.00	0.00	0.00	0.00	0.00	-
316	FPO IBADAN	0.00	0.00	0.00	0.00	0.00	0.00	0.00	-
317	FPO ILORIN	0.00	0.00	0.00	0.00	0.00	0.00	0.00	-
318	FPO JALINGO	0.00	0.00	0.00	0.00	0.00	0.00	0.00	-
319	FPO JOS	0.00	0.00	0.00	0.00	0.00	0.00	0.00	-
320	FPO KADUNA	0.00	0.00	0.00	0.00	0.00	0.00	0.00	-
321	FPO KANO	0.00	1,257,160,896.04	0.00	0.00	0.00	0.00	1,257,160,896.04	-
322	FPO KATSINA	0.00	0.00	0.00	0.00	0.00	0.00	0.00	-
323	FPO LAFIA	0.00	0.00	0.00	0.00	0.00	0.00	0.00	-
324	FPO LAGOS I	-10,793.00	0.00	0.00	0.00	0.00	0.00	-10,793.00	-
325	FPO LAGOS II	0.00	0.00	0.00	0.00	0.00	0.00	0.00	-
326	FPO LOKOJA	0.00	0.00	0.00	0.00	0.00	0.00	0.00	-
327	FPO MAIDUGURI	0.00	0.00	0.00	0.00	0.00	0.00	0.00	-
328	FPO MAKURDI	0.00	0.00	0.00	0.00	0.00	0.00	0.00	-
329	FPO MINNA	0.00	0.00	0.00	0.00	0.00	0.00	0.00	-
330	FPO OSOGBO	0.00	0.00	0.00	0.00	0.00	0.00	0.00	-
331	FPO OWERRI	0.00	0.00	0.00	0.00	0.00	0.00	0.00	-
332	FPO PORT-HARCOURT	0.00	0.00	0.00	0.00	0.00	0.00	0.00	-
333	FPO SOKOTO	0.00	0.00	0.00	0.00	0.00	0.00	0.00	-
334	FPO UMUAHIA	0.00	0.00	0.00	0.00	0.00	0.00	0.00	-
335	FPO UYO	0.00	0.00	0.00	0.00	0.00	0.00	0.00	-
336	FPO YENOGA	0.00	-120,742.00	0.00	0.00	0.00	0.00	-120,742.00	-
337	FPO YOLA	0.00	1,344,625.00	0.00	0.00	0.00	0.00	1,344,625.00	(15,064,042.00)
338	SUB-TREASURER OF THE FEDERATION	0.00	0.00	0.00	0.00	0.00	0.00	0.00	-
339	FEDERAL TREASURY ACADEMY OROZO	0.00	0.00	0.00	0.00	0.00	0.00	0.00	-
340	ZONAL OFFICE ENUGU	0.00	0.00	0.00	0.00	0.00	0.00	0.00	-
341	ZONAL OFFICE IBADAN	0.00	0.00	0.00	0.00	0.00	0.00	0.00	-
342	ZONAL OFFICE JOS	0.00	0.00	0.00	0.00	0.00	0.00	0.00	-
343	ZONAL OFFICE KADUNA	0.00	0.00	0.00	0.00	0.00	0.00	0.00	-
344	ZONAL OFFICE MAIDUGURI	0.00	0.00	0.00	0.00	0.00	0.00	0.00	-
345	ZONAL OFFICE PORTHARCOURT	0.00	-216,134,645.02	0.00	0.00	0.00	0.00	-216,134,645.02	(194,545,354.14)
346	"PENSION TRANSITIONAL ARRANGEMENT DEPARTMENT (PTAD) HQTRS"	0.00	-6,995,919,650.50	0.00	0.00	0.00	0.00	-6,995,919,650.50	(11,169,237,948.30)



NOTE 47									
RESERVES – <i>contd.</i>									
S/N	MDA	PRIOR YEAR ADJUSTMENT	TRANSITIONAL RESERVES	REVALUATION RESERVES	FOREIGN EXCHANGE TRANSLATION RESERVES	AVAILABLE FOR SALE ASSETS RESERVE	OTHER RESERVES	TOTAL	
		43020102	43020103	43030101	43030102	43030103	43030104		2019
		₦	₦	₦	₦	₦	₦	₦	
350	NATIONAL BUREAU OF STATISTICS	0.00	-174,986,357.17	0.00	0.00	0.00	0.00	-174,986,357.17	(51,908,516.80)
351	"NIGERIA INSTITUTE OF SOCIAL AND ECONOMIC RESEARCH"	0.00	-1,209,901,742.04	0.00	0.00	0.00	0.00	-1,209,901,742.04	(383,941,843.08)
352	BUDGET OFFICE OF THE FEDERATION	0.00	-327,476,197.52	0.00	0.00	0.00	0.00	-327,476,197.52	(254,943,376.98)
353	"FEDERAL MINISTRY OF INDUSTRY, TRADE AND INVESTMENT - HQTRS"	0.00	5,225,044,919.83	0.00	0.00	0.00	0.00	5,225,044,919.83	11,333,393,536.02
354	"NIGERIA SPECIAL ECONOMIC ZONE COMPANY"	0.00	0.00	0.00	0.00	0.00	0.00	0.00	-
355	"STANDARD ORGANIZATION OF NIGERIA"	90,275,319.36	-1,583,286,270.61	0.00	0.00	0.00	0.00	-1,493,010,951.25	(1,440,996,992.47)
356	"NATIONAL AUTOMOTIVE DESIGN & DEVELOPMENT COUNCIL (NADDC) HQTRS"	0.00	-814,613,185.63	0.00	0.00	0.00	0.00	-814,613,185.63	(529,648,362.93)
357	INDUSTRIAL TRAINING FUND	0.00	-1,062,744,361.02	0.00	0.00	0.00	0.00	-1,062,744,361.02	(377,601,600.16)
358	"NIGERIAN EXPORT PROMOTION COUNCIL"	1,082,055.77	-520,841,479.59	0.00	0.00	0.00	0.00	-519,759,423.82	(78,266,395.83)
359	"FINANCIAL REPORTING COUNCIL OF NIGERIA"	0.00	-3,479,361,520.78	0.00	0.00	0.00	0.00	-3,479,361,520.78	(3,099,930,615.86)
360	"NIGERIAN EXPORT PROCESSING ZONES AUTHORITY"	29,958,239.08	-7,188,133,045.09	0.00	0.00	0.00	0.00	-7,158,174,806.01	(634,125,082.84)
361	CONSUMER PROTECTION COUNCIL	0.00	-791,857,845.62	0.00	0.00	0.00	0.00	-791,857,845.62	(246,382,022.70)
362	"LAGOS INTERNATIONAL TRADE FAIR COMPLEX MANAGEMENT BOARD"	0.00	-47,334,293.93	0.00	0.00	0.00	0.00	-47,334,293.93	(6,704,688.99)
363	FEDERAL PRODUCE INSPECTION	0.00	-6,613,705.90	0.00	0.00	0.00	0.00	-6,613,705.90	(708,102.95)
364	"EXTERNAL TRADE SECTOR, GENEVA (WTO)"	0.00	-1,366,068,347.89	0.00	0.00	0.00	0.00	-1,366,068,347.89	(1,157,572,746.97)
365	"OIL AND GAS FREE ZONES AUTHORITY, NIGERIA (OGFZA)"	0.00	-1,610,629,771.78	0.00	0.00	0.00	0.00	-1,610,629,771.78	(689,339,783.22)
366	"TAFAWA BALEWA SQUARE MANAGEMENT BOARD"	0.00	-1,098,135,852.90	0.00	0.00	0.00	0.00	-1,098,135,852.90	(310,705,847.18)
367	"NIGERIA COMMODITY EXCHANGE (NCX)"	0.00	-91,462,936.78	0.00	0.00	0.00	0.00	-91,462,936.78	(8,423,492.91)
368	NIGERIA TRADE OFFICE, TAIWAN	0.00	-51,457,792.60	0.00	0.00	0.00	0.00	-51,457,792.60	(3,997,125.68)
369	NIGERIA TRADE OFFICE, CHINA	0.00	-1,689,045,629.26	0.00	0.00	0.00	0.00	-1,689,045,629.26	150,535,762.68
370	SMEDAN - H/QTRS	1,795,844,534.55	-21,861,412,653.62	0.00	0.00	0.00	0.00	-20,065,568,119.07	(14,960,853,025.33)
371	"NIGERIAN INVESTMENT PROMOTION COUNCIL HQTRS"	0.00	-36,022,535.96	0.00	0.00	0.00	0.00	-36,022,535.96	216,163,033.44
372	"NIGERIA OFFICE FOR TRADE NEGOTIATION (NOTN) ABUJA"	0.00	-1,332,540,589.06	0.00	0.00	0.00	0.00	-1,332,540,589.06	(805,851,060.06)
373	"FEDERAL MINISTRY OF LABOUR AND EMPLOYMENT - HQTRS"	0.00	-4,025,222,165.67	0.00	0.00	0.00	0.00	-4,025,222,165.67	(2,297,147,027.16)
374	INDUSTRIAL ARBITRATION PANEL	0.00	-287,329,334.48	0.00	0.00	0.00	0.00	-287,329,334.48	(185,733,499.54)
375	"MICHAEL IMODU INSTITUTE OF LABOUR STUDIES"	0.00	-377,360,210.68	0.00	0.00	0.00	0.00	-377,360,210.68	(50,617,594.66)
376	NATIONAL PRODUCTIVITY CENTRE	0.00	-6,502,392,966.52	0.00	0.00	0.00	0.00	-6,502,392,966.52	(4,380,566,223.39)
377	"NATIONAL DIRECTORATE OF EMPLOYMENT"	2,664,893.66	-4,074,256,830.58	0.00	0.00	0.00	0.00	-4,071,591,936.92	(356,305,668.25)
378	GENEVA LABOUR DESK OFFICE	0.00	-662,583,022.04	0.00	0.00	0.00	0.00	-662,583,022.04	(326,903,552.11)
379	"FEDERAL MINISTRY OF SCIENCE AND TECHNOLOGY - HQTRS"	0.00	-1,478,116,131.36	0.00	0.00	0.00	0.00	-1,478,116,131.36	(525,790,782.04)



NOTE 47									
RESERVES – <i>contd.</i>									
S/N	MDA	PRIOR YEAR ADJUSTMENT	TRANSITIONAL RESERVES	REVALUATION RESERVES	FOREIGN EXCHANGE TRANSLATION RESERVES	AVAILABLE FOR SALE ASSETS RESERVE	OTHER RESERVES	TOTAL	
		43020102	43020103	43030101	43030102	43030103	43030104		2019
		₦	₦	₦	₦	₦	₦	₦	
383	"NATIONAL SPACE RESEARCH AND DEVELOPMENT AGENCY - ABUJA"	0.00	169,752,655.20	0.00	0.00	0.00	0.00	169,752,655.20	(193,248,089.92)
384	"CENTRE FOR ATMOSPHERIC RESEARCH - ANYIGBA, KOGI STATE"	0.00	-48,882,024.69	0.00	0.00	0.00	0.00	-48,882,024.69	(19,867,458.92)
385	"ADVANCED SPACE TECHNOLOGY APPLICATION LABORATORY UYO AKWA IBOM STATE"	0.00	-10,200,242.66	0.00	0.00	0.00	0.00	-10,200,242.66	(3,657,904.00)
386	"CENTRE FOR GEODESY AND GEODYNAMICS - TORO BAUCHI STATE"	0.00	-2,133,718,724.36	0.00	0.00	0.00	0.00	-2,133,718,724.36	(1,840,030,494.15)
387	"AFRICAN REGIONAL CENTRE FOR SPACE EDUCATION - ILE IFE, OSUN STATE"	0.00	-9,210,695.80	0.00	0.00	0.00	0.00	-9,210,695.80	(4,000.00)
388	"CENTRE FOR SPACE TRANSPORT PROPULSION - EPE, LAGOS"	0.00	-60,607,062.67	0.00	0.00	0.00	0.00	-60,607,062.67	(29,371,487.53)
389	"CENTRE FOR BASIC SPACE SCIENCE - NSUKKA,"	0.00	-2,213,628,358.47	0.00	0.00	0.00	0.00	-2,213,628,358.47	(1,940,523,060.78)
390	"NATIONAL CENTRE FOR REMOTE SENSING - JOS, PLATEAU STATE"	0.00	-106,720,061.94	0.00	0.00	0.00	0.00	-106,720,061.94	(16,693,418.36)
391	"ZONAL ADVANCE TECHNOLOGY LABORATORY - KANO, KANO STATE"	0.00	-10,295,848.82	0.00	0.00	0.00	0.00	-10,295,848.82	(8,326,688.17)
392	"ADVANCED AIRCRAFT ENGINEERING LABORATORY, GUSAU - ZAMFARA STATE"	0.00	-2,524,947.74	0.00	0.00	0.00	0.00	-2,524,947.74	(753,549.95)
393	"ADVANCED AEROSPACE ENGINE LABORATORY, OKA - ONDO STATE"	0.00	-4,932,775.61	0.00	0.00	0.00	0.00	-4,932,775.61	(4,898,678.74)
394	"ADVANCED UNMANNED AERIAL LABORATORY, UBURU - EBONYI STATE"	0.00	-5,193,452.86	0.00	0.00	0.00	0.00	-5,193,452.86	(436,313.94)
395	"NASRDA INSTITUTE OF SPACE SCIENCE & ENGINEERING, ABUJA"	0.00	-1,706,535.90	0.00	0.00	0.00	0.00	-1,706,535.90	(792,621.89)
396	"ZONAL ADVANCED SPACE TECHNOLOGY APPLICATION, KASHERE - GOMBE STATE"	0.00	-7,558,562.15	0.00	0.00	0.00	0.00	-7,558,562.15	(5,697,167.16)
397	"ZONAL ADVANCE SPACE TECHNOLOGY APPLICATION, LANGTANG, PLATEAU STATE"	0.00	-1,693,583.22	0.00	0.00	0.00	0.00	-1,693,583.22	(395,958.05)
398	COOPERATIVE INFORMATION NETWORK	0.00	-24,902,129.57	0.00	0.00	0.00	0.00	-24,902,129.57	(4,127,555.51)
399	"NATIONAL BIOTECHNOLOGY DEVELOPMENT AGENCY - ABUJA"	0.00	-1,059,396,206.23	0.00	0.00	0.00	0.00	-1,059,396,206.23	(845,887,637.19)
400	"BIORESOURC DEVELOPMENT CENTRE ABUJA, FCT"	0.00	-77,174,998.31	0.00	0.00	0.00	0.00	-77,174,998.31	(67,788,780.94)
401	"BIORESOURC DEVELOPMENT CENTRE ISANLU, KOGI STATE"	0.00	-5,940,539.18	0.00	0.00	0.00	0.00	-5,940,539.18	16,683,460.43
402	"BIORESOURC DEVELOPMENT CENTRE JALINGO, TARABA STATE"	0.00	-131,988,034.21	-47,191,379.57	0.00	0.00	0.00	-179,179,413.78	(88,651,272.43)
403	"BIORESOURC DEVELOPMENT CENTRE KATSINA, KATSINA STATE"	0.00	-183,177,297.45	0.00	0.00	0.00	0.00	-183,177,297.45	(3,757,452.80)
404	"BIORESOURC DEVELOPMENT CENTRE ODI, BAYELSA STATE"	0.00	-22,689,547.82	0.00	0.00	0.00	0.00	-22,689,547.82	(351,012.25)
405	"BIORESOURC DEVELOPMENT CENTRE OGBOMOSO, OYO STATE"	0.00	-34,489,344.52	0.00	0.00	0.00	0.00	-34,489,344.52	(19,637,032.81)
406	"BIORESOURC DEVELOPMENT CENTRE OWODE, OGUN STATE"	0.00	-50,721,145.49	0.00	0.00	0.00	0.00	-50,721,145.49	(5,996,089.94)
407	"BIORESOURC DEVELOPMENT CENTRE AROCHUKWU, ABIA STATE"	0.00	27,074,578.98	0.00	0.00	0.00	0.00	27,074,578.98	(3,553,618.28)



NOTE 47									
RESERVES – <i>contd.</i>									
S/N	MDA	PRIOR YEAR ADJUSTMENT	TRANSITIONAL RESERVES	REVALUATION RESERVES	FOREIGN EXCHANGE TRANSLATION RESERVES	AVAILABLE FOR SALE ASSETS RESERVE	OTHER RESERVES	TOTAL	
		43020102	43020103	43030101	43030102	43030103	43030104		2019
		₦	₦	₦	₦	₦	₦	₦	
411	"AQUATIC BIORESOURCES TRAINING CENTRE TUNARI TARABA STATE"	0.00	-107,179,695.11	0.00	0.00	0.00	0.00	-107,179,695.11	(104,103,405.00)
412	"AQUATIC BIORESOURCES TRAINING CENTRE ADIABO IKOT MBO OTU CROSS RIVER STATE"	0.00	-24,346,706.39	0.00	0.00	0.00	0.00	-24,346,706.39	(19,686,500.00)
413	"BIORESOURCE DEVELOPMENT CENTRE DAPCHI, YOBE STATE"	0.00	-13,459,254.39	0.00	0.00	0.00	0.00	-13,459,254.39	(5,049,800.00)
414	"BIORESOURCE DEVELOPMENT CENTRE DIKWA BORNO STATE"	0.00	-150,784,033.53	0.00	0.00	0.00	0.00	-150,784,033.53	4,429,934.84
415	"BIORESOURCE DEVELOPMENT CENTRE BILIRI GOMBE STATE"	0.00	-2,345,587.84	0.00	0.00	0.00	0.00	-2,345,587.84	1,582,642.75
416	"BIORESOURCE DEVELOPMENT CENTRE CHIBOK, BORNO STATE"	0.00	-13,739,537.93	0.00	0.00	0.00	0.00	-13,739,537.93	(2,263,928.29)
417	"BIORESOURCE DEVELOPMENT CENTRE, LANGTANG PLATEAU STATE"	0.00	136,249,507.26	0.00	0.00	0.00	0.00	136,249,507.26	55,749,343.76
418	"BIORESOURCE DEVELOPMENT CENTRE MAKURDI, BENUE STATE"	0.00	-77,980,280.31	0.00	0.00	0.00	0.00	-77,980,280.31	(69,817,819.31)
419	"BIORESOURCE DEVELOPMENT CENTRE, MICHKA ADAMAWA STATE"	0.00	-11,615,859.50	0.00	0.00	0.00	0.00	-11,615,859.50	(10,952,050.24)
420	"BIORESOURCE DEVELOPMENT CENTRE, ILORIN KWARA STATE"	0.00	4,250,726.26	0.00	0.00	0.00	0.00	4,250,726.26	(1,750,151.04)
421	"BIORESOURCE DEVELOPMENT CENTRE, ABAGANA ANAMBRA STATE"	0.00	64,967,411.93	0.00	0.00	0.00	0.00	64,967,411.93	72,660,459.93
422	"BIORESOURCE DEVELOPMENT CENTRE, OKA AKOKO ONDO STATE"	0.00	-3,855,183.42	0.00	0.00	0.00	0.00	-3,855,183.42	(13,331,399.67)
423	"BIORESOURCE DEVELOPMENT CENTRE, BOGORO, BAUCHI STATE"	0.00	-34,601,910.26	0.00	0.00	0.00	0.00	-34,601,910.26	(20,887,714.13)
424	"BIORESOURCE DEVELOPMENT CENTRE, UBULU-UKU, DELTA STATE"	0.00	13,287,250.99	0.00	0.00	0.00	0.00	13,287,250.99	13,076,250.00
425	"BIORESOURCE DEVELOPMENT CENTRE, UBURU EBONYI STATE"	0.00	-3,839,538.40	0.00	0.00	0.00	0.00	-3,839,538.40	(4,546,000.00)
426	AQUATIC BIORESOURCES DEVELOPMENT CENTRE PATEGI, KWARA STATE	0.00	-5,500,000.02	0.00	0.00	0.00	0.00	-5,500,000.02	14,858,013.08
427	"BIORESOURCES DEVELOPMENT CENTRE JEGA KEBBI STATE"	0.00	-1,897,195.37	0.00	0.00	0.00	0.00	-1,897,195.37	(5,500,000.02)
428	"BOARD FOR TECHNOLOGY BUSINESS INCUBATOR CENTRE - ABUJA"	0.00	-530,790,816.38	0.00	0.00	0.00	0.00	-530,790,816.38	(46,216,026.20)
429	TECHNOLOGY INCUBATION CENTRE, GOMBE	0.00	-18,078,699.42	0.00	0.00	0.00	0.00	-18,078,699.42	(14,345,312.37)
430	TECHNOLOGY INCUBATION CENTRE, KATSINA	0.00	-11,684,087.56	0.00	0.00	0.00	0.00	-11,684,087.56	(6,927,793.89)
431	TECHNOLOGY INCUBATION CENTRE, LAFIA	0.00	-38,390,619.51	0.00	0.00	0.00	0.00	-38,390,619.51	(28,093,033.30)
432	TECHNOLOGY INCUBATION CENTRE, LOKOJA	0.00	-7,510,135.26	0.00	0.00	0.00	0.00	-7,510,135.26	(5,286,306.26)
433	"TECHNOLOGY INCUBATION CENTRE, MAKURDI"	0.00	41,341,720.69	0.00	0.00	0.00	0.00	41,341,720.69	18,318,190.02
434	NORTH WEST ZONAL OFFICE, KANO	0.00	-1,220,793.01	0.00	0.00	0.00	0.00	-1,220,793.01	(3,565,913.00)
435	NORTH EAST ZONAL OFFICE, BAUCHI	0.00	-3,101,000.00	0.00	0.00	0.00	0.00	-3,101,000.00	(3,000,000.00)
436	NORTH CENTRAL ZONAL OFFICE, MINNA	0.00	-4,935,087.00	0.00	0.00	0.00	0.00	-4,935,087.00	(2,456,723.52)
437	SOUTH WEST ZONAL OFFICE, LAGOS	0.00	-6,220,899.96	0.00	0.00	0.00	0.00	-6,220,899.96	(3,000,000.00)
438	SOUTH SOUTH ZONAL OFFICE, BENIN	0.00	-11,207,550.09	0.00	0.00	0.00	0.00	-11,207,550.09	(1,370,086.11)
439	SOUTH EAST ZONAL OFFICE, NNEWI	0.00	-9,154,661.80	0.00	0.00	0.00	0.00	-9,154,661.80	(5,500,000.00)



NOTE 47									
RESERVES – <i>contd.</i>									
S/N	MDA	PRIOR YEAR ADJUSTMENT	TRANSITIONAL RESERVES	REVALUATION RESERVES	FOREIGN EXCHANGE TRANSLATION RESERVES	AVAILABLE FOR SALE ASSETS RESERVE	OTHER RESERVES	TOTAL	
		43020102	43020103	43030101	43030102	43030103	43030104		2019
		₦	₦	₦	₦	₦	₦	₦	
443	"TECHNOLOGY BUSINESS INCUBATOR CENTRE - NNEWI"	0.00	-41,733,430.13	0.00	0.00	0.00	0.00	-41,733,430.13	(27,745,383.72)
444	"TECHNOLOGY BUSINESS INCUBATOR CENTRE - CALABAR"	0.00	-11,049,511.44	0.00	0.00	0.00	0.00	-11,049,511.44	(8,426,129.72)
445	"TECHNOLOGY BUSINESS INCUBATOR CENTRE - MINNA"	0.00	-14,050,922.76	0.00	0.00	0.00	0.00	-14,050,922.76	(6,637,956.42)
446	"TECHNOLOGY BUSINESS INCUBATOR CENTRE - WARRI"	0.00	-193,689.78	0.00	0.00	0.00	0.00	-193,689.78	(2,304,803.04)
447	"TECHNOLOGY BUSINESS INCUBATOR CENTRE - MAIDUGURI"	0.00	-19,318,097.42	0.00	0.00	0.00	0.00	-19,318,097.42	(15,385,876.88)
448	"TECHNOLOGY BUSINESS INCUBATOR CENTRE - GUSAU"	0.00	-8,534,864.25	0.00	0.00	0.00	0.00	-8,534,864.25	(5,457,530.10)
449	"TECHNOLOGY BUSINESS INCUBATOR CENTRE - SOKOTO"	0.00	9,399,786.61	0.00	0.00	0.00	0.00	9,399,786.61	9,923,756.60
450	"TECHNOLOGY BUSINESS INCUBATOR CENTRE - UYO"	0.00	-12,671,902.73	0.00	0.00	0.00	0.00	-12,671,902.73	(2,554,007.13)
451	"TECHNOLOGY BUSINESS INCUBATOR CENTRE - B/ KEBBI"	0.00	-20,024,415.16	0.00	0.00	0.00	0.00	-20,024,415.16	(8,600,174.07)
452	"TECHNOLOGY BUSINESS INCUBATOR CENTRE - IGBOTAKO"	0.00	-8,330,359.77	0.00	0.00	0.00	0.00	-8,330,359.77	(3,434,129.90)
453	"TECHNOLOGY BUSINESS INCUBATOR CENTRE - BAUCHI"	0.00	-9,136,358.01	0.00	0.00	0.00	0.00	-9,136,358.01	(3,184,113.00)
454	"TECHNOLOGY BUSINESS INCUBATOR CENTRE - IBADAN"	0.00	-24,286,527.31	0.00	0.00	0.00	0.00	-24,286,527.31	(5,403,668.56)
455	"TECHNOLOGY BUSINESS INCUBATOR CENTRE - BENIN"	-40,980,000.03	999,207.24	0.00	0.00	0.00	0.00	-39,980,792.79	(6,450,519.38)
456	"TECHNOLOGY BUSINESS INCUBATOR CENTRE - OKWE ONUIMO"	0.00	-9,547,977.12	0.00	0.00	0.00	0.00	-9,547,977.12	(2,761,027.43)
457	"TECHNOLOGY BUSINESS INCUBATOR CENTRE - ABEOKUTA"	0.00	-9,182,357.68	0.00	0.00	0.00	0.00	-9,182,357.68	(2,281,692.72)
458	"TECHNOLOGY BUSINESS INCUBATOR CENTRE - YOLA"	0.00	5,244,494.88	0.00	0.00	0.00	0.00	5,244,494.88	9,282,728.30
459	"TECHNOLOGY BUSINESS INCUBATOR CENTRE - JOS"	0.00	-39,502,011.17	0.00	0.00	0.00	0.00	-39,502,011.17	(42,721,697.54)
460	"TECHNOLOGY BUSINESS INCUBATOR CENTRE - YENEGOA"	0.00	-60,863,818.57	0.00	0.00	0.00	0.00	-60,863,818.57	(31,525,907.65)
461	"NATIONAL CENTRE FOR GENETIC RESEARCH AND BIOTECHNOLOGY - IBADAN"	0.00	-74,230,826.48	0.00	0.00	0.00	0.00	-74,230,826.48	(58,682,012.40)
462	"ELECTRONICS DEVELOPMENT INSTITUTE (ELDI), AWKA"	0.00	-41,048,471.70	0.00	0.00	0.00	0.00	-41,048,471.70	(37,405,000.76)
463	"NATIONAL CENTRE FOR TECHNOLOGY MANAGEMENT, HQTRS, ILE IFE"	0.00	-50,087,911.56	0.00	0.00	0.00	0.00	-50,087,911.56	(7,212,545.07)
464	"REGIONAL CENTRE FOR TECHNOLOGY MANAGEMENT (NACETEM - LAGOS)"	0.00	-47,601,741.43	0.00	0.00	0.00	0.00	-47,601,741.43	(42,425,941.46)
465	"NATIONAL ENGINEERING DESIGN AND DEVELOPMENT CENTRE -NNEWI"	0.00	-124,727,357.27	0.00	0.00	0.00	0.00	-124,727,357.27	(32,646,831.34)
466	AFRICA REGIONAL CENTRE FOR SPACE SCIENCE & TECHNOLOGY - ILE-IFE	0.00	-77,253,380.52	0.00	0.00	0.00	0.00	-77,253,380.52	(18,931,631.65)
467	"CENTRE FOR SATELLITE TECHNOLOGY DEVELOPMENT - ABUJA"	0.00	-203,768,948.04	0.00	0.00	0.00	0.00	-203,768,948.04	(108,453,979.93)



NOTE 47									
RESERVES – <i>contd.</i>									
S/N	MDA	PRIOR YEAR ADJUSTMENT	TRANSITIONAL RESERVES	REVALUATION RESERVES	FOREIGN EXCHANGE TRANSLATION RESERVES	AVAILABLE FOR SALE ASSETS RESERVE	OTHER RESERVES	TOTAL	
		43020102	43020103	43030101	43030102	43030103	43030104		2019
		₦	₦	₦	₦	₦	₦	₦	
471	"NATIONAL RESEARCH INSTITUTE FOR CHEMICAL TECHNOLOGY -ZARIA"	0.00	-1,935,222,613.81	0.00	0.00	0.00	0.00	-1,935,222,613.81	(1,478,456,798.30)
472	"NIGERIAN INSTITUTE FOR TRYPANOSOMIASIS RESEARCH - KADUNA"	85,824.74	-443,813,548.74	0.00	0.00	0.00	0.00	-443,727,724.00	(323,138,266.25)
473	"FEDERAL INSTITUTE OF INDUSTRIAL RESEARCH - OSHODI"	0.00	-1,177,764,478.94	0.00	0.00	0.00	0.00	-1,177,764,478.94	(435,619,254.63)
474	"FEDERAL INSTITUTE OF INDUSTRIAL RESEARCH, ABUJA LIASON OFFICE"	0.00	-8,714,187.40	0.00	0.00	0.00	0.00	-8,714,187.40	(2,871,535.70)
476	"FEDERAL INSTITUTE OF INDUSTRIAL RESEARCH, NORTH EAST ZONAL OFFICE, YOLA"	0.00	-8,856,778.07	0.00	0.00	0.00	0.00	-8,856,778.07	(11,334,920.28)
477	FEDERAL INSTITUTE OF INDUSTRIAL RESEARCH -LANGTANG	0.00	-105,423,262.75	0.00	0.00	0.00	0.00	-105,423,262.75	(3,861,466.93)
478	"FEDERAL INSTITUTE OF INDUSTRIAL RESEARCH, SOUTH WEST ZONAL OFFICE, OWODE"	0.00	1,322,400.01	0.00	0.00	0.00	0.00	1,322,400.01	(2,347,427.01)
479	"FEDERAL INSTITUTE OF INDUSTRIAL RESEARCH, SOUTH SOUTH ZONAL OFFICE,"	0.00	-4,472,440.88	0.00	0.00	0.00	0.00	-4,472,440.88	-
480	"FEDERAL INSTITUTE OF INDUSTRIAL RESEARCH, SOUTH EAST ZONAL OFFICE,"	6,273,625.04	-564,226,658.04	0.00	0.00	0.00	0.00	-557,953,033.00	(458,896,288.38)
481	"FEDERAL INSTITUTE OF INDUSTRIAL RESEARCH, NORTH CENTRAL ZONAL OFFICE,"	0.00	-55,991,391.32	0.00	0.00	0.00	0.00	-55,991,391.32	(18,728,531.75)
482	"SCIENCE EQUIPMENT DEVELOPMENT INSTITUTE- ENUGU"	130,378,331.08	-342,322,923.02	0.00	0.00	0.00	0.00	-211,944,591.94	(82,220,222.96)
483	"HYDRAULIC EQUIPMENT RESEARCH INSTITUTE - KANO"	0.00	-472,429,806.40	0.00	0.00	0.00	0.00	-472,429,806.40	(393,524,597.29)
484	"ENGINEERING MATERIALS DEVELOPMENT INSTITUTE - AKURE"	0.00	-40,251,279.54	0.00	0.00	0.00	0.00	-40,251,279.54	(92,156,523.69)
485	"NIGERIA INSTITUTE OF LEATHER AND SCIENCE TECHNOLOGY (NILEST) HQTRS"	0.00	-494,431,799.51	0.00	0.00	0.00	0.00	-494,431,799.51	(241,925,592.15)
486	"HEAVY LEA HER MANUFACTURE CENTRE, MAIDUGURI"	0.00	-231,121,939.51	0.00	0.00	0.00	0.00	-231,121,939.51	(198,521,571.31)
487	"LIGHT LEATHER MANUFACTURE CENTRE, SOKOTO"	0.00	-147,239,997.85	0.00	0.00	0.00	0.00	-147,239,997.85	(17,159,208.09)
488	"RAW HIDES & SKIN IMPROVEMENT CENTRE, JOS"	0.00	-109,095,547.26	0.00	0.00	0.00	0.00	-109,095,547.26	(28,719,113.29)
489	"EFFLUENT & POLLUTION MONITORING CENTRE, KANO"	0.00	-42,098,396.31	0.00	0.00	0.00	0.00	-42,098,396.31	(31,648,998.84)
490	"SOUTH-WEST REGIONAL CLUSTER RESEARCH & DEVELOPMENT CENTER, ABEOKUTA - OGUN STATE"	0.00	-41,490,781.30	0.00	0.00	0.00	0.00	-41,490,781.30	48,541.33
491	"SOUTH-EAST REGIONAL LEATHER RESEARCH & DEVELOPMENT EXTENSION CENTER, OWERRI - IMO STATE"	0.00	-153,696,633.42	0.00	0.00	0.00	0.00	-153,696,633.42	(86,095,846.15)
492	"SOUTH-SOUTH REGIONAL WARD BASE LEATHER RESEARCH & DEVELOPMENT EXTENSION CENTRE, AFUZE - EDO STATE"	0.00	-84,949,748.56	0.00	0.00	0.00	0.00	-84,949,748.56	(46,421,209.45)
493	"NIGERIA INSTITUTE FOR SCIENCE LABORATORY TECHNOLOGY - IBADAN"	0.00	-109,273,370.11	0.00	0.00	0.00	0.00	-109,273,370.11	(62,235,826.06)
494	"POWER EQUIPMENT AND ELECTRICAL MACHINERY DEVELOPMENT CENTRE - OKENE"	0.00	-542,453,880.14	0.00	0.00	0.00	0.00	-542,453,880.14	(473,008,401.45)



NOTE 47									
RESERVES – <i>contd.</i>									
S/N	MDA	PRIOR YEAR ADJUSTMENT	TRANSITIONAL RESERVES	REVALUATION RESERVES	FOREIGN EXCHANGE TRANSLATION RESERVES	AVAILABLE FOR SALE ASSETS RESERVE	OTHER RESERVES	TOTAL	
		43020102	43020103	43030101	43030102	43030103	43030104		2019
		₦	₦	₦	₦	₦	₦	₦	
498	"TECHNOLOGY BUSINESS INCUBATOR CENTRE - KADUNA"	0.00	-54,705,672.50	0.00	0.00	0.00	0.00	-54,705,672.50	(31,770,327.63)
499	"PROTOTYPE ENGINEERING DEVELOPMENT INSTITUTE , ILESHA"	0.00	-722,109,754.76	0.00	0.00	0.00	0.00	-722,109,754.76	(700,181,458.48)
500	"ADVANCE MANUFACTURING TECHNOLOGY PROGRAMME, TARABA"	0.00	-201,013,477.07	0.00	0.00	0.00	0.00	-201,013,477.07	(174,552,125.48)
501	SOKOTO ENERGY RESEARCH	0.00	-77,493,987.34	0.00	0.00	0.00	0.00	-77,493,987.34	(52,273,325.02)
502	"CENTRE FOR ENERGY RESEARCH AND DEVELOPMENT, NSUKA"	0.00	-123,521,255.30	0.00	0.00	0.00	0.00	-123,521,255.30	(224,988,673.86)
503	"NATIONAL CENTRE FOR ENERGY EFFICIENCY AND CONSERVATIVE, UNIVERSITY OF LAGOS."	0.00	-189,367,447.62	0.00	0.00	0.00	0.00	-189,367,447.62	(151,895,233.77)
504	"NATIONAL CENTRE FOR HYDROPOWER RESEARCH AND DEVELOPMENT ,UNIVERSITY OF ILORIN"	0.00	-38,091,428.94	0.00	0.00	0.00	0.00	-38,091,428.94	(10,161,583.48)
505	"NATIONAL CENTRE FOR ENERGY AND ENVIRONMENT ,UNIVERSITY OF BENIN"	0.00	-1,353,446,483.87	0.00	0.00	0.00	0.00	-1,353,446,483.87	(516,408,622.16)
506	"TECHNOLOGY BUSINESS INCUBATOR - ENUGU"	0.00	-262,490,717.92	0.00	0.00	0.00	0.00	-262,490,717.92	(234,344,795.28)
507	ENERGY COMMISSION OF NIGERIA	99,468,197.45	-2,703,488,899.64	0.00	0.00	0.00	0.00	-2,604,020,702.19	(2,246,692,878.80)
508	"NATIONAL CENTRE FOR PETROLEUM RESEARCH AND DEVELOPMENT (NCPRD), ABUBAKAR TAFAWA BALEWA UNIVERSITY BAUCHI"	0.00	-80,412,229.16	0.00	0.00	0.00	0.00	-80,412,229.16	4,608,661.59
509	"TECHNOLOGY BUSINESS INCUBATION CENTRE ADO-EKITI"	0.00	7,554,885,827.46	0.00	0.00	0.00	0.00	7,554,885,827.46	50,274,426,608.73
510	"TECHNOLOGY BUSINESS INCUBATION CENTRE ILE-IFE"	0.00	-12,760,679,666.32	0.00	0.00	0.00	0.00	-12,760,679,666.32	(12,194,292,399.34)
511	"FEDERAL MINISTRY OF TRANSPORT - HQTRS"	598,500.00	-76,356,502,040.52	0.00	0.00	0.00	0.00	-76,355,903,540.52	(47,840,000,796.13)
513	NIGERIAN RAILWAY	0.00	-9,332,033,686.26	0.00	0.00	0.00	0.00	-9,332,033,686.26	(1,047,185,256.19)
514	"NATIONAL INLAND WATERWAYS AUTHORITY"	0.00	-1,241,048,533.58	0.00	0.00	0.00	0.00	-1,241,048,533.58	(511,599,602.84)
515	MARITIME ACADEMY, ORON	0.00	4,079,945,032.53	0.00	0.00	0.00	0.00	4,079,945,032.53	2,453,772,965.77
516	"COUNCIL FOR THE REGULATION OF FREIGHT FORWARDING IN NIGERIA"	0.00	-3,104,667,900.80	0.00	0.00	0.00	0.00	-3,104,667,900.80	(2,185,242,896.82)
517	FEDERAL MINISTRY OF AVIATION	0.00	-442,132,867.78	0.00	0.00	0.00	0.00	-442,132,867.78	-
518	NIGERIA CIVIL AVIATION AUTHORITY, IKEJA, LAGOS	0.00	1,627,536,443.96	0.00	0.00	0.00	0.00	1,627,536,443.96	2,136,749,141.27
519	"NIGERIAN COLLEGE OF AVIATION TECHNOLOGY-ZARIA"	993,511,259.52	-27,657,500,392.57	0.00	0.00	0.00	0.00	-26,663,989,133.05	(15,115,429,388.32)
520	NIGERIAN METEOROLOGICAL AGENCY	9,177,000.00	715,350,865.46	0.00	0.00	0.00	0.00	724,527,865.46	1,402,310,801.87
521	ACCIDENT AND INVESTIGATION BUREAU	0.00	-5,980,177,450.68	0.00	0.00	0.00	0.00	-5,980,177,450.68	10,693,863,987.10
522	NIGERIA AIRSPACE MANAGEMENT AGENCY	0.00	-3,686,726,712.48	0.00	0.00	0.00	0.00	-3,686,726,712.48	(2,151,956,238.94)
523	FEDERAL INLAND REVENUE SERVICES	0.00	-70,163,832,437.59	0.00	0.00	0.00	0.00	-70,163,832,437.59	(27,685,066,429.93)
524	"FEDERAL MINISTRY OF POWER - HQTRS"	0.00	475,447,265,836.72	0.00	0.00	0.00	0.00	475,447,265,836.72	509,710,470,454.24
525	"NATIONAL RURAL ELECTRIFICATION AGENCY"	0.00	11,790,101,723.49	0.00	0.00	0.00	0.00	11,790,101,723.49	20,961,135,869.09
526	"NIGERIAN ELECTRICITY REGULATORY COMMISSION"	0.00	-753,708,975.60	0.00	0.00	0.00	0.00	-753,708,975.60	(2,517,639,558.07)



NOTE 47									
RESERVES – contd.									
S/N	MDA	PRIOR YEAR ADJUSTMENT	TRANSITIONAL RESERVES	REVALUATION RESERVES	FOREIGN EXCHANGE TRANSLATION RESERVES	AVAILABLE FOR SALE ASSETS RESERVE	OTHER RESERVES	TOTAL	
		43020102	43020103	43030101	43030102	43030103	43030104		2019
		₦	₦	₦	₦	₦	₦	₦	
530	"TRANSMISSION COMPANY OF NIGERIA"	0.00	-8,823,737,432.34	0.00	0.00	0.00	0.00	-8,823,737,432.34	(4,729,720,540.99)
531	"NIGERIAN BULK ELECTRICITY TRADING PLC"	0.00	-5,457,926,559.08	0.00	0.00	0.00	0.00	-5,457,926,559.08	(504,484,909.04)
532	"FEDERAL MINISTRY OF WORKS AND HOUSING"	221,669.32	-17,062,606,824.57	0.00	0.00	0.00	0.00	-17,062,385,155.25	-
533	"OFFICE OF THE SURVEYOR-GENERAL OF THE FEDERATION"	0.00	-10,506,745,967.00	0.00	0.00	0.00	0.00	-10,506,745,967.00	(8,493,211,350.50)
534	FEDERAL SCHOOL OF SURVEY, OYO	0.00	-45,736,962.59	0.00	0.00	0.00	0.00	-45,736,962.59	(5,014,942.13)
535	"FEDERAL ROAD MAINTENANCE AGENCY"	0.00	-1,835,037,610.77	0.00	0.00	0.00	0.00	-1,835,037,610.77	(1,149,319,997.27)
536	"COUNCIL FOR THE REGULATION OF ENGINEERING IN NIGERIA (COREN)"	0.00	-169,471,654.60	0.00	0.00	0.00	0.00	-169,471,654.60	(77,482,958.86)
537	SURVEY COUNCIL OF NIGERIA	0.00	-1,424,335,992.57	0.00	0.00	0.00	0.00	-1,424,335,992.57	(698,241,079.37)
538	"REGIONAL CENTRE FOR TRAINING IN AEROSPACE SURVEY"	0.00	7,073,926,731.13	0.00	0.00	0.00	0.00	7,073,926,731.13	9,879,991,939.05
539	"MINISTRY OF PETROLEUM RESOURCES HQTRS"	0.00	-924,734,491.60	0.00	0.00	0.00	0.00	-924,734,491.60	(144,160,925.03)
540	"DEPARTMENT OF PETROLEUM RESOURCES"	0.00	2,657,779,823.82	0.00	0.00	0.00	92,630.00	2,657,872,453.82	(1,234,127,734.66)
541	PETROLEUM TRAINING INSTITUTE	0.00	-536,170,768.94	0.00	0.00	0.00	0.00	-536,170,768.94	(77,123,215.74)
542	NIGERIA CONTENT DEVELOPMENT AND MONITORING BOARD	0.00	-429,098,861.82	0.00	0.00	0.00	0.00	-429,098,861.82	(305,137,873.20)
543	"PETROLEUM PRODUCTS PRICING REGULATORY AGENCY (PPRA)"	0.00	4,231,035,259.30	0.00	0.00	0.00	0.00	4,231,035,259.30	7,993,684,433.96
544	"NIGERIA NUCLEAR REGULATORY AUTHORITY"	0.00	-460,445,849.78	0.00	0.00	0.00	0.00	-460,445,849.78	(82,587,938.76)
545	"MINISTRY OF MINES AND STEEL DEVELOPMENT- HQTRS"	0.00	-2,202,720,255.87	0.00	0.00	0.00	0.00	-2,202,720,255.87	(1,363,688,466.55)
546	"COUNCIL OF NIGERIAN MINING ENGINEERS AND GEOSCIENCES"	0.00	-492,831,629.65	0.00	0.00	0.00	0.00	-492,831,629.65	(193,713,940.23)
547	"NIGERIAN GEOLOGICAL SURVEY AGENCY."	0.00	-435,728,579.65	0.00	0.00	0.00	0.00	-435,728,579.65	(38,080,890.35)
548	"NATIONAL STEEL RAW MATERIALS EXPLORATION AGENCY, KADUNA"	0.00	-613,866,138.43	0.00	0.00	0.00	0.00	-613,866,138.43	(404,776,844.84)
549	"NATIONAL METALLURGICAL DEVELOPMENT CENTRE, JOS"	0.00	-126,736,296.22	0.00	0.00	0.00	0.00	-126,736,296.22	(71,993,422.57)
550	"METALLURGICAL TRAINING INSTITUTE, ONITSHA"	0.00	-244,601,747.71	0.00	0.00	0.00	0.00	-244,601,747.71	(151,545,157.08)
551	"NATIONAL IRON ORE MINING PROJECT - ITAKPE"	0.00	-207,313,433.29	0.00	0.00	0.00	0.00	-207,313,433.29	(75,345,237.43)
552	"NIGERIA INSTITUTE OF MINING AND GEOSCIENCE"	892,748.27	-95,148,309.73	0.00	0.00	0.00	0.00	-94,255,561.46	26,418,171.31
553	"NIGERIA MINING CADASTRE OFFICE & CENTRES"	0.00	-230,220,406.44	0.00	0.00	0.00	0.00	-230,220,406.44	(126,323,944.26)
555	"SOLID MINERAL DEVELOPMENT FUND OFFICE"	5,794,905,644.79	1,194,733.32	0.00	0.00	0.00	0.00	5,796,100,378.11	6,224,940,634.05
556	"NATIONAL SALARIES, INCOMES AND WAGES COMMISSION"	0.00	-195,122,769.48	0.00	0.00	0.00	0.00	-195,122,769.48	(90,260,308.27)
557	"REVENUE MOBILIZATION, ALLOCATION, AND FISCAL COMMISSION"	0.00	-59,357,711,200.33	0.00	0.00	0.00	0.00	-59,357,711,200.33	(52,860,307,570.54)
558	FISCAL RESPONSIBILITY COMMISSION	0.00	-452,786,583.80	0.00	0.00	0.00	0.00	-452,786,583.80	(345,374,014.56)



NOTE 47									
RESERVES – contd.									
S/N	MDA	PRIOR YEAR ADJUSTMENT	TRANSITIONAL RESERVES	REVALUATION RESERVES	FOREIGN EXCHANGE TRANSLATION RESERVES	AVAILABLE FOR SALE ASSETS RESERVE	OTHER RESERVES	TOTAL	
		43020102	43020103	43030101	43030102	43030103	43030104		2019
		₦	₦	₦	₦	₦	₦	₦	
562	BENIN/ OWENA RBDA	315,273,889.50	-7,505,777,570.79	0.00	0.00	0.00	0.00	-7,190,503,681.29	(4,976,988,029.70)
563	CHAD BASIN RBDA	968,156.86	-3,285,111,032.40	0.00	0.00	0.00	0.00	-3,284,142,875.54	(2,886,912,687.95)
564	CROSS RIVER RBDA	0.00	-6,120,237,238.84	0.00	0.00	0.00	0.00	-6,120,237,238.84	(4,485,491,926.27)
565	HADEJIA-JAMA'ARE RBDA	0.00	-2,789,389,975.87	0.00	0.00	0.00	0.00	-2,789,389,975.87	(2,465,602,060.79)
566	LOWER BENUE RBDA	227,440,663.24	-785,934,548.54	0.00	0.00	0.00	0.00	-558,493,885.30	(458,746,307.14)
567	LOWER NIGER RBDA	34,219,171.68	-3,928,131,870.02	0.00	0.00	0.00	0.00	-3,893,912,698.34	(2,319,138,149.80)
568	NIGER DELTA RBDA	0.00	-4,674,482,379.69	0.00	0.00	0.00	0.00	-4,674,482,379.69	(3,285,093,003.99)
569	OGUN/ OSUN RBDA	163,496,688.83	-1,803,133,185.45	0.00	0.00	0.00	0.00	-1,639,636,496.62	(1,005,941,984.05)
570	SOKOTO RIMA RBDA	0.00	-1,685,445,391.46	0.00	0.00	0.00	0.00	-1,685,445,391.46	(242,543,646.97)
571	UPPER BENUE RBDA	3,105,638.68	-1,513,957,047.22	0.00	0.00	0.00	0.00	-1,510,851,408.54	(1,469,306,598.34)
572	UPPER NIGER RBDA	0.00	-3,604,151,238.73	0.00	0.00	0.00	0.00	-3,604,151,238.73	(1,132,205,769.31)
573	"NATIONAL WATER RESOURCES INSTITUTE- KADUNA"	0.00	-863,819,892.54	0.00	0.00	0.00	0.00	-863,819,892.54	(775,493,315.85)
574	"NIGERIA INTEGRATED WATER MANAGEMENT COMMISSION"	0.00	10,845,191,766.15	0.00	0.00	0.00	0.00	10,845,191,766.15	11,810,794,847.40
575	GURARA WATER MANAGEMENT AUTHORITY	0.00	93,915,191.73	0.00	0.00	0.00	0.00	93,915,191.73	63,497,376.10
LAW & JUSTICES SECTOR									
577	NATIONAL JUDICIAL COUNCIL- ABUJA	0.00	-21,870,701,095.51	0.00	0.00	0.00	0.00	-21,870,701,095.51	(1,238,569,262.33)
578	SUPREME COURT OF NIGERIA	0.00	-24,547,394,554.53	0.00	0.00	0.00	0.00	-24,547,394,554.53	(1,565,583,345.98)
579	COURT OF APPEAL	0.00	-1,788,007,376.30	0.00	0.00	0.00	0.00	-1,788,007,376.30	(752,386,327.78)
580	FEDERAL HIGH COURT-ABUJA	0.00	46,339,060,767.46	0.00	0.00	0.00	0.00	46,339,060,767.46	61,492,692,350.52
581	HIGH COURT OF JUSTICE-FCT ABUJA	0.00	97,849,937,555.32	0.00	0.00	0.00	62,668,315.00	97,912,605,870.32	62,756,418,479.19
582	SHARIA COURT OF APPEAL-ABUJA	0.00	-413,901,175.60	0.00	0.00	0.00	0.00	-413,901,175.60	(195,338,949.90)
583	CUSTOMARY COURT OF APPEAL-ABUJA	11,636,389,231.00	18,368,317,930.43	0.00	0.00	0.00	0.00	30,004,707,161.43	19,270,985,583.53
584	NATIONAL INDUSTRIAL COURT	0.00	-1,189,410,690.95	0.00	0.00	0.00	0.00	-1,189,410,690.95	(1,975,863,009.04)
585	NATIONAL JUDICIAL INSTITUTE-ABUJA	0.00	-38,365,717,973.39	0.00	0.00	0.00	0.00	-38,365,717,973.39	10,880,728,650.39
586	JUDICIARY SERVICE COMMITTEE-FCT ABUJA	0.00	810,185,321.29	0.00	0.00	0.00	0.00	810,185,321.29	(108,959,474.00)
587	FEDERAL JUDICIARY SERVICE COMMISSION-ABUJA	-192,649,720.89	8,820,323,647.23	4,606,838,656.90	0.00	0.00	0.00	13,234,512,583.24	8,712,096,386.83
588	"FEDERAL MINISTRY OF JUSTICE - HQTRS"	0.00	-8,243,387,702.07	0.00	0.00	0.00	0.00	-8,243,387,702.07	(5,740,138,710.63)
589	"NIGERIAN LAW REFORM COMMISSION"	111,525,222.38	-135,398,083.88	0.00	0.00	0.00	0.00	-23,872,861.50	196,281,508.48
590	LEGAL AID COUNCIL	0.00	-6,745,301.40	0.00	0.00	0.00	0.00	-6,745,301.40	(7,232,210.06)
591	COUNCIL OF LEGAL EDUCATION	0.00	2,484,318,420.13	0.00	0.00	0.00	0.00	2,484,318,420.13	3,111,561,818.87
592	"NIGERIA INSTITUTE OF ADVANCED LEGAL STUDIES"	-404,902.76	26,788,084.55	0.00	0.00	0.00	0.00	26,383,181.79	146,645,273.84
593	"NATIONAL HUMAN RIGHTS COMMISSION"	-2,101,917,491.07	-936,756,535.39	6,057,315.00	0.00	0.00	0.00	-3,032,616,711.46	(227,834,548.08)
594	"REGIONAL CENTRE FOR INT'L COMMERCIAL ARBITRATION"	0.00	-22,409,097.55	0.00	0.00	0.00	0.00	-22,409,097.55	(6,012,797.03)
595	"NATIONAL DRUG LAW ENFORCEMENT AGENCY"	0.00	-670,114,238.44	0.00	0.00	0.00	0.00	-670,114,238.44	(359,229,320.72)
596	NIGERIAN COPYRIGHT COMMISSION	0.00	-36,567,498.00	0.00	0.00	0.00	0.00	-36,567,498.00	(16,992,300.00)
597	"NATIONAL AGENCY FOR THE PROHIBITION OF TRAFFIC IN PERSONS"	0.00	-3,152,070,886.29	0.00	0.00	0.00	0.00	-3,152,070,886.29	(2,687,562,377.54)



NOTE 47									
RESERVES – <i>contd.</i>									
S/N	MDA	PRIOR YEAR ADJUSTMENT	TRANSITIONAL RESERVES	REVALUATION RESERVES	FOREIGN EXCHANGE TRANSLATION RESERVES	AVAILABLE FOR SALE ASSETS RESERVE	OTHER RESERVES	TOTAL	
		43020102	43020103	43030101	43030102	43030103	43030104		2019
		₦	₦	₦	₦	₦	₦	₦	
600	"FEDERAL CAPITAL TERRITORY ADMINISTRATION"	0.00	-3,496,147,764.18	0.00	0.00	0.00	0.00	-3,496,147,764.18	(1,819,894,554.04)
601	"FEDERAL MINISTRY OF NIGER DELTA HQTRS"	28,218,713.60	-14,591,411,836.10	0.00	0.00	0.00	101,246.51	-14,563,091,875.99	(3,663,751,537.16)
SOCIAL SECTOR									
603	"FEDERAL MINISTRY OF YOUTH & SPORTS DEVELOPMENT - HQTRS"	4,519,200.00	-6,825,236,340.81	0.00	0.00	0.00	0.00	-6,820,717,140.81	(4,705,833,279.76)
604	"CITIZENSHIP AND LEADERSHIP TRAINING CENTRE"	38,886.65	-789,305,943.28	0.00	0.00	0.00	0.00	-789,267,056.63	(511,082,700.39)
605	"NATIONAL YOUTH SERVICE CORPS (NYSC)"	0.00	-3,184,082,151.82	0.00	0.00	0.00	0.00	-3,184,082,151.82	(1,098,581,144.92)
606	NIGERIA FOOTBALL FEDERATION	148,162,252.19	-117,485,856.11	0.00	0.00	0.00	0.00	30,676,396.08	(59,104,963.10)
607	NIGERIA INSTITUTE FOR SPORTS (NIS)	0.00	-116,792,417.35	0.00	0.00	0.00	0.00	-116,792,417.35	(56,572,115.84)
608	"FEDERAL MINISTRY OF WOMEN AFFAIRS HQTRS"	0.00	-3,197,325,203.82	0.00	0.00	0.00	0.00	-3,197,325,203.82	(1,294,296,029.85)
609	"NATIONAL CENTRE FOR WOMEN DEVELOPMENT"	0.00	-1,821,744,593.25	0.00	0.00	0.00	0.00	-1,821,744,593.25	(1,437,662,082.53)
610	FEDERAL MINISTRY OF EDUCATION - HQTRS	132,625,250.50	-31,638,146,644.61	0.00	0.00	0.00	0.00	-31,505,521,394.11	(20,066,285,842.72)
611	"UNIVERSAL BASIC EDUCATION (UBE) COMMISSION"	0.00	-4,902,678,284.15	0.00	0.00	0.00	0.00	-4,902,678,284.15	189,489,848,353.11
612	"WEST AFRICAN EXAMINATION COUNCIL (INTERNATIONAL)"	0.00	-21,644,164.43	0.00	0.00	0.00	0.00	-21,644,164.43	(9,037,519.04)
613	JOINT ADMISSIONS MATRICULATION BOARD	0.00	-3,395,284.94	0.00	0.00	0.00	0.00	-3,395,284.94	(2,263,523.29)
614	"WEST AFRICAN EXAMINATION COUNCIL (LOCAL)"	0.00	-315,063,639.88	0.00	0.00	0.00	0.00	-315,063,639.88	(73,318,813.20)
615	"NATIONAL INSTITUTE FOR EDUCATION PLANNING & ADMINISTRATION"	0.00	-1,122,966,912.72	0.00	0.00	0.00	0.00	-1,122,966,912.72	(55,851,005.43)
616	NATIONAL LIBRARY OF NIGERIA	0.00	-830,274,059.60	0.00	0.00	0.00	0.00	-830,274,059.60	(219,401,014.55)
617	NATIONAL EXAMINATIONS COUNCIL	0.00	-5,223,165,614.92	0.00	0.00	0.00	0.00	-5,223,165,614.92	(3,782,272,077.60)
618	MASS LITERACY COUNCIL	0.00	-1,081,606,333.70	0.00	0.00	0.00	0.00	-1,081,606,333.70	(757,405,605.52)
619	NOMADIC EDUCATION COMMISSION	44,302,148.22	-405,850,421.66	0.00	0.00	0.00	0.00	-361,548,273.44	1,042,432.10
620	"NATIONAL EDUCATION RESEARCH & DEVELOPMENT COUNCIL"	0.00	-274,536,187.25	0.00	0.00	0.00	0.00	-274,536,187.25	(162,470,603.64)
621	"NATIONAL BUSINESS AND TECHNICAL EDUCATION BOARD"	0.00	30,645,584.82	0.00	0.00	0.00	0.00	30,645,584.82	(51,257,561.05)
622	"TEACHERS REGISTRATION COUNCIL OF NIGERIA"	234,549,456.86	-1,493,245,678.67	0.00	0.00	0.00	0.00	-1,258,696,221.81	(1,222,033,602.19)
623	"COMPUTER REGISTRATION COUNCIL OF NIGERIA"	6,915,411.80	42,659,365.09	0.00	0.00	0.00	0.00	49,574,776.89	14,648,132.54
624	"NATIONAL COMMISSION FOR COLLEGE EDUCATION SECRETARIAT"	83,934,196.02	-2,060,035,271.47	0.00	0.00	0.00	0.00	-1,976,101,075.45	(1,705,809,886.50)
625	NATIONAL TEACHERS INSTITUTE	133,885,933.81	879,394,454.99	0.00	0.00	0.00	0.00	1,013,280,388.80	2,567,039,319.87
626	FEDERAL POLYTECHNIC ADO-EKITI	0.00	-300,007,646.53	0.00	0.00	0.00	0.00	-300,007,646.53	1,988,692.42
627	FEDERAL POLYTECHNIC BAUCHI	253,945,551.55	61,348,868.81	0.00	0.00	0.00	0.00	315,294,420.36	94,359,414.70
628	FEDERAL POLYTECHNIC BIDA	0.00	-3,159,384,088.41	0.00	0.00	0.00	0.00	-3,159,384,088.41	(2,658,054,796.24)
629	FEDERAL POLYTECHNIC IDAH	35,170,120.44	-1,634,835,411.33	0.00	0.00	0.00	0.00	-1,599,665,290.89	(1,316,170,695.66)
630	FEDERAL POLYTECHNIC KAURA-NAMODA	70,658,060.25	150,185,752.58	0.00	0.00	0.00	0.00	220,843,812.83	170,455,671.84
631	FEDERAL POLYTECHNIC MUBI	0.00	374,016,997.48	0.00	0.00	0.00	0.00	374,016,997.48	368,989,764.66
632	FEDERAL POLYTECHNIC NASARAWA	108,472,454.20	2,307,418,791.87	0.00	0.00	0.00	0.00	2,415,891,246.07	1,236,941,956.56



NOTE 47									
RESERVES – <i>contd.</i>									
S/N	MDA	PRIOR YEAR ADJUSTMENT	TRANSITIONAL RESERVES	REVALUATION RESERVES	FOREIGN EXCHANGE TRANSLATION RESERVES	AVAILABLE FOR SALE ASSETS RESERVE	OTHER RESERVES	TOTAL	
		43020102	43020103	43030101	43030102	43030103	43030104		2019
		₦	₦	₦	₦	₦	₦	₦	
636	FEDERAL POLYTECHNIC EDE	584,951,704.26	-462,910,672.76	0.00	0.00	0.00	0.00	122,041,031.50	(420,372,634.60)
637	FEDERAL POLYTECHNIC AUCHI	1,911,606,834.61	245,472,202.46	0.00	0.00	0.00	0.00	2,157,079,037.07	591,228,027.88
638	FEDERAL POLYTECHNIC NEKEDE	702,602,325.42	225,905,595.91	0.00	0.00	0.00	0.00	928,507,921.33	156,785,039.13
639	FEDERAL POLYTECHNIC OKO	0.00	-1,750,470,494.51	0.00	0.00	0.00	0.00	-1,750,470,494.51	(1,228,912,113.41)
640	FEDERAL POLYTECHNIC DAMATURU	0.00	-2,004,238,517.37	0.00	0.00	0.00	0.00	-2,004,238,517.37	(1,764,286,939.43)
641	FEDERAL POLYTECHNIC HUSSAINI ADAMU	237,043,690.48	414,528,195.75	0.00	0.00	0.00	0.00	651,571,886.23	308,518,693.76
642	FEDERAL POLYTECHNIC GWANDU	0.00	476,940,902.99	0.00	0.00	0.00	0.00	476,940,902.99	1,673,561,198.23
643	FEDERAL POLYTECHNIC ILARO	0.00	-209,251,200.90	0.00	0.00	0.00	0.00	-209,251,200.90	(135,256,964.31)
644	YABA COLLEGE OF TECHNOLOGY	0.00	22,998,787.67	0.00	0.00	0.00	0.00	22,998,787.67	(79,345,794.78)
645	FEDERAL POLYTECHNIC BALI	0.00	-2,945,338,306.08	0.00	0.00	0.00	0.00	-2,945,338,306.08	(2,327,716,999.67)
646	FEDERAL POLYTECHNIC EKOWE	17,103.12	590,024,934.39	0.00	0.00	0.00	0.00	590,042,037.51	607,860,565.29
647	FEDERAL POLYTECHNIC BONNY	-7,221,448.86	-50,270,545.96	0.00	0.00	0.00	0.00	-57,491,994.82	(41,787,852.02)
648	FEDERAL POLYTECHNIC UKANA	0.00	-55,782,058.63	0.00	0.00	0.00	0.00	-55,782,058.63	(14,294,098.16)
649	"NATIONAL INSTITUTE FOR CONSTRUCTION TECHNOLOGY UROMI, EDO STATE"	0.00	-54,906,064.12	0.00	0.00	0.00	0.00	-54,906,064.12	(28,143,152.15)
650	"FEDERAL POLYTECHNIC, ILE-OLUJI, ONDO STATE"	-221,070.54	358,762,209.08	0.00	0.00	0.00	0.00	358,541,138.54	364,447,472.10
651	FEDERAL COLLEGE OF EDUCATION ABEOKUTA	0.00	-9,001,206,866.78	0.00	0.00	0.00	0.00	-9,001,206,866.78	(8,574,564,309.33)
652	FEDERAL COLLEGE OF EDUCATION AKOKA	0.00	-2,702,174,278.10	0.00	0.00	0.00	0.00	-2,702,174,278.10	(2,453,981,451.41)
653	FEDERAL COLLEGE OF EDUCATION ASABA	0.00	259,464,762.97	0.00	0.00	0.00	0.00	259,464,762.97	291,297,891.99
654	FEDERAL COLLEGE OF EDUCATION BICHI	0.00	-1,168,141,828.37	0.00	0.00	0.00	0.00	-1,168,141,828.37	(1,379,282,036.68)
655	FEDERAL COLLEGE OF EDUCATION GOMBE	9,130,206.38	-8,044,146,934.49	0.00	0.00	0.00	0.00	-8,035,016,728.11	(7,375,932,241.66)
656	FEDERAL COLLEGE OF EDUCATION GUSAU	0.00	6,299,826,771.30	0.00	0.00	0.00	0.00	6,299,826,771.30	7,595,641,230.31
657	FEDERAL COLLEGE OF EDUCATION KANO	557,516,641.39	-62,478,829.68	0.00	0.00	0.00	0.00	495,037,811.71	(18,889,128.22)
658	FEDERAL COLLEGE OF EDUCATION KATSINA	447,796,797.55	410,115,684.16	0.00	0.00	0.00	0.00	857,912,481.71	93,461,466.40
659	"FEDERAL COLLEGE OF EDUCATION KOTANGORA"	0.00	313,534,409.34	0.00	0.00	0.00	0.00	313,534,409.34	312,529,969.71
660	FEDERAL COLLEGE OF EDUCATION OBUDU	-45,705,629.45	216,179,158.85	0.00	0.00	0.00	0.00	170,473,529.40	(161,011,229.11)
661	FEDERAL COLLEGE OF EDUCATION OKENE	0.00	-23,947,873,005.95	0.00	0.00	0.00	0.00	-23,947,873,005.95	(18,139,745,414.58)
662	FEDERAL COLLEGE OF EDUCATION OMUKU	5,108,400.00	-6,079,081,852.48	0.00	0.00	0.00	0.00	-6,073,973,452.48	(5,763,969,973.75)
663	FEDERAL COLLEGE OF EDUCATION ONDO	0.00	-599,671,222.70	0.00	0.00	0.00	0.00	-599,671,222.70	(441,136,578.77)
664	FEDERAL COLLEGE OF EDUCATION OYO	0.00	704,512,861.05	0.00	0.00	0.00	0.00	704,512,861.05	801,689,608.21
665	FEDERAL COLLEGE OF EDUCATION PANKSHIN	440,497,355.93	-42,556,460.16	0.00	0.00	0.00	0.00	397,940,895.77	5,467,482.63
666	FEDERAL COLLEGE OF EDUCATION POTISKUM	312,140,654.70	-386,722,359.91	0.00	0.00	0.00	0.00	-74,581,705.21	(280,320,921.13)
667	FEDERAL COLLEGE OF EDUCATION UMUNZE	0.00	-2,681,745,641.04	0.00	0.00	0.00	0.00	-2,681,745,641.04	(3,051,060,302.20)



NOTE 47									
RESERVES – <i>contd.</i>									
S/N	MDA	PRIOR YEAR ADJUSTMENT	TRANSITIONAL RESERVES	REVALUATION RESERVES	FOREIGN EXCHANGE TRANSLATION RESERVES	AVAILABLE FOR SALE ASSETS RESERVE	OTHER RESERVES	TOTAL	
		43020102	43020103	43030101	43030102	43030103	43030104		2019
		₦	₦	₦	₦	₦	₦	₦	
668	FEDERAL COLLEGE OF EDUCATION YOLA	56,829,641.91	-13,241,068.90	0.00	0.00	0.00	0.00	43,588,573.01	(6,836,095.28)
669	FEDERAL COLLEGE OF EDUCATION ZARIA	0.00	-716,559,893.49	0.00	0.00	0.00	0.00	-716,559,893.49	(404,257,045.87)
670	"FEDERAL COLLEGE OF EDUCATION EHA-AMUFU"	0.00	-403,107,950.96	0.00	0.00	0.00	0.00	-403,107,950.96	(257,701,581.86)
671	"ALVAN IKOKU COLLEGE OF EDUCATION, OWERRI"	138,709,816.00	-1,313,743,449.74	0.00	0.00	0.00	0.00	-1,175,033,633.74	59,099,959.97
672	"NATIONAL UNIVERSITIES COMMISSION SECRETARIAT"	9,333.33	-4,892,733,494.10	0.00	0.00	0.00	0.00	-4,892,724,160.77	(5,538,406,113.38)
673	UNIVERSITY OF IBADAN	0.00	2,566,691,587.05	0.00	0.00	0.00	0.00	2,566,691,587.05	2,775,428,662.31
674	UNIVERSITY OF LAGOS	0.00	-15,427,307,750.45	0.00	0.00	0.00	0.00	-15,427,307,750.45	(14,580,443,796.39)
675	UNIVERSITY OF NIGERIA, NNSUKA	349,975,941.21	4,326,225,133.74	0.00	0.00	0.00	0.00	4,676,201,074.95	979,619,135.60
676	AHMADU BELLO UNIVERSITY, ZARIA	0.00	1,891,641,663.74	0.00	0.00	0.00	0.00	1,891,641,663.74	2,025,368,953.78
677	OBAFEMI AWOLowo UNIVERSITY	2,302,983,049.98	466,671,451.07	0.00	0.00	0.00	0.00	2,769,654,501.05	539,403,190.15
678	UNIVERSITY OF BENIN	10,447,236,192.00	1,543,691,097.11	0.00	0.00	0.00	0.00	11,990,927,289.11	1,763,791,127.26
679	UNIVERSITY OF JOS	1,938,354,301.94	5,960,798,176.34	0.00	0.00	0.00	0.00	7,899,152,478.28	11,569,385,428.14
680	UNIVERSITY OF CALABAR	0.00	4,104,182,526.68	0.00	0.00	0.00	0.00	4,104,182,526.68	3,386,893,949.79
681	UNIVERSITY OF ILORIN	0.00	-758,619,321.66	0.00	0.00	0.00	0.00	-758,619,321.66	(3,256,807,828.80)
682	UNIVERSITY OF ABUJA	3,816,234,748.00	-7,549,041,418.07	0.00	0.00	0.00	0.00	-3,732,806,670.07	(6,735,986,196.61)
683	UNIVERSITY OF PORT HARCOURT	0.00	-13,569,311,487.78	0.00	0.00	0.00	0.00	-13,569,311,487.78	(12,218,661,861.21)
684	"ABUBAKAR TAFAWA BALEWA UNIVERSITY, BAUCHI"	0.00	127,947,935.39	0.00	0.00	0.00	0.00	127,947,935.39	172,202,220.58
685	UNIVERSITY OF TECHNOLOGY, OWERRI	837,817,245.18	-89,156,266.56	0.00	0.00	0.00	0.00	748,660,978.62	(78,274,200.08)
686	FEDERAL UNIVERSITY OF TECHNOLOGY, AKURE	0.00	588,663,857.06	0.00	0.00	0.00	0.00	588,663,857.06	629,231,703.55
687	"FEDERAL UNIVERSITY OF TECHNOLOGY, MINNA"	0.00	46,920,550.90	0.00	0.00	0.00	0.00	46,920,550.90	28,533,502.16
688	FEDERAL UNIVERSITY OF TECHNOLOGY, YOLA	845,472,074.00	-65,023,310,978.09	0.00	0.00	0.00	0.00	-64,177,838,904.09	(63,275,527,647.13)
689	UNIVERSITY OF UYO	779,463,032.13	55,739,590,357.85	0.00	0.00	0.00	0.00	56,519,053,389.98	55,875,754,806.89
690	UNIVERSITY OF MAIDUGURI	0.00	194,910,599.92	0.00	0.00	0.00	0.00	194,910,599.92	(10,701,200,831.37)
691	NNAMDI AZIKIWE UNIVERSITY, AWKA	1,449,736,468.63	750,755,357.90	0.00	0.00	0.00	0.00	2,200,491,826.53	1,683,375,864.93
692	BAYERO UNIVERSITY, KANO	0.00	1,539,388,836.57	0.00	0.00	0.00	0.00	1,539,388,836.57	1,686,899,505.05
693	USMAN DAN FODIO UNIVERSITY, SOKOTO	0.00	498,218,325.21	0.00	0.00	0.00	0.00	498,218,325.21	604,664,210.85
694	NATIONAL MATHEMATICAL CENTRE, SHEDA	0.00	-2,578,779,690.68	0.00	0.00	0.00	0.00	-2,578,779,690.68	(2,278,850,188.02)
695	"FRENCH LANGUAGE VILLAGE BADAGARY, LAGOS"	0.00	595,374,129.22	0.00	0.00	0.00	0.00	595,374,129.22	609,518,777.94
696	ARABIC LANGUAGE VILLAGE BORNO	0.00	-441,033,966.18	0.00	0.00	0.00	0.00	-441,033,966.18	(439,511,875.11)
697	"NATIONAL INSTITUTE FOR NIGERIAN LANGUAGES"	0.00	96,886,198.50	0.00	0.00	0.00	0.00	96,886,198.50	98,024,959.62
698	FEDERAL UNIVERSITY OYE-EKITI	0.00	518,661,750.24	0.00	0.00	0.00	0.00	518,661,750.24	660,335,301.86
699	FEDERAL UNIVERSITY OTUOKE	643,492,410.49	-927,770,011.58	0.00	0.00	0.00	0.00	-284,277,601.09	(950,910,485.11)
700	FEDERAL UNIVERSITY DUTSE	651,353,003.26	-1,254,607,336.99	0.00	0.00	0.00	0.00	-603,254,333.73	(1,023,478,695.83)
701	"ALEX EKWUEME FEDERAL UNIVERSITY NDUFU ALIKE IKWO"	203,075,589.56	5,489,137,513.81	0.00	0.00	0.00	0.00	5,692,213,103.37	1,178,212,011.20
702	FEDERAL UNIVERSITY LAFIA	0.00	-141,806,748.65	0.00	0.00	0.00	0.00	-141,806,748.65	(84,997,579.13)
703	FEDERAL UNIVERSITY DUTSIN-MA	1,115,459,342.32	-2,066,424,217.22	0.00	0.00	0.00	0.00	-950,964,874.90	(2,037,078,879.25)
704	FEDERAL UNIVERSITY KASHERE	1,620,861,979.78	1,016,439,424.29	0.00	0.00	0.00	0.00	2,637,301,404.07	(1,182,757,811.77)



NOTE 47									
RESERVES – contd.									
S/N	MDA	PRIOR YEAR ADJUSTMENT	TRANSITIONAL RESERVES	REVALUATION RESERVES	FOREIGN EXCHANGE TRANSLATION RESERVES	AVAILABLE FOR SALE ASSETS RESERVE	OTHER RESERVES	TOTAL	
		43020102	43020103	43030101	43030102	43030103	43030104		2019
		₦	₦	₦	₦	₦	₦	₦	
708	FEDERAL UNIVERSITY OF GASHUA	0.00	633,730,568.05	0.00	0.00	0.00	0.00	633,730,568.05	348,062,269.29
709	FEDERAL UNIVERSITY OF GUSAU	0.00	309,803,330.75	0.00	0.00	0.00	0.00	309,803,330.75	314,326,943.24
710	NIGERIA MARITIME UNIVERSITY, OKERENKOKO	0.00	0.00	0.00	0.00	0.00	0.00	0.00	-
711	"INTERNATIONAL CENTRE FOR BIOTECHNOLOGY, UNIVERSITY OF NIGERIA NSUKKA, ENUGU STATE"	0.00	0.00	0.00	0.00	0.00	0.00	0.00	-
712	NIGERIAN ARMY UNIVERSITY BIU	0.00	234,661,810.30	0.00	0.00	0.00	0.00	234,661,810.30	7,589,701.20
713	"DIVISION OF AGRICULTURAL COLLEGE, ABU ZARIA"	0.00	132,270,491.78	0.00	0.00	0.00	0.00	132,270,491.78	(669,985.32)
714	"FEDERAL UNIVERSITY OF PETROLEUM RESOURCES, EFFURUN"	0.00	577,695,300.07	0.00	0.00	0.00	0.00	577,695,300.07	613,856,775.75
715	NATIONAL OPEN UNIVERSITY	0.00	1,398,342,151.99	0.00	0.00	0.00	0.00	1,398,342,151.99	1,823,891,321.81
716	F.S.C. SOKOTO	0.00	-4,666,096.14	0.00	0.00	0.00	0.00	-4,666,096.14	(1,782,647.34)
717	FGC AZARE	0.00	-34,262,429.62	0.00	0.00	0.00	0.00	-34,262,429.62	(18,938,183.76)
718	FGC BUNI-YADI	0.00	-11,765,777.41	0.00	0.00	0.00	0.00	-11,765,777.41	(6,315,138.32)
719	FGC BIRIN YAURI	0.00	-15,378,439.51	0.00	0.00	0.00	0.00	-15,378,439.51	(193,427,002.57)
720	FGC DAURA	168,544.26	-14,212,595.28	0.00	0.00	0.00	0.00	-14,044,051.02	726,124.10
721	FGC GANYE	0.00	-32,136,296.43	0.00	0.00	0.00	0.00	-32,136,296.43	(9,747,734.28)
722	FGC GARKI	3,597,074.18	-5,127,548.17	0.00	0.00	0.00	0.00	-1,530,473.99	6,124,378.08
723	FGC IJANIKIN	1,945,073.00	-15,845,726.15	0.00	0.00	0.00	0.00	-13,900,653.15	(8,518,532.32)
724	FGC IKET NISE	0.00	-85,467,429.01	0.00	0.00	0.00	0.00	-85,467,429.01	(61,500,279.71)
725	FGC IKET VANDAKYA	0.00	-45,242,147.77	0.00	0.00	0.00	0.00	-45,242,147.77	(37,768,786.89)
726	FGC IKOM	0.00	-28,356,562.34	0.00	0.00	0.00	0.00	-28,356,562.34	(22,565,952.76)
727	FGC IKOT EKPENE	0.00	-14,201,511.71	0.00	0.00	0.00	0.00	-14,201,511.71	(4,679,729.70)
728	FGC IKURIN	0.00	-81,605,140.04	0.00	0.00	0.00	0.00	-81,605,140.04	(55,969,289.83)
729	FGC JOS	0.00	-164,667,249.28	0.00	0.00	0.00	0.00	-164,667,249.28	7,136,042.98
730	FGC KADUNA	350,973.36	-188,693,640.44	0.00	0.00	0.00	0.00	-188,342,667.08	(135,686,942.53)
731	FGC KANO	0.00	98,730,382.45	0.00	0.00	0.00	0.00	98,730,382.45	87,965,914.10
732	FGC KEFFI	6,063,507.85	-14,282,993.88	0.00	0.00	0.00	0.00	-8,219,486.03	(798,427.30)
733	FGC KIYAWA	0.00	32,202,785.26	0.00	0.00	0.00	0.00	32,202,785.26	(1,573,364.01)
734	FGC KWALI	0.00	-49,760,360.66	0.00	0.00	0.00	0.00	-49,760,360.66	(35,994,886.02)
735	FGC MAIDUGURI	2,408,074.30	57,021,054.82	0.00	0.00	0.00	0.00	59,429,129.12	27,661,709.92
736	FGC MINJIBIR	0.00	-41,979,466.65	0.00	0.00	0.00	0.00	-41,979,466.65	(34,230,624.13)
737	FGC MINNA	0.00	9,476,223.29	0.00	0.00	0.00	0.00	9,476,223.29	16,520,491.84
738	FGC ODIKOLOGUNA	0.00	-10,458,647.25	0.00	0.00	0.00	0.00	-10,458,647.25	(6,494,945.95)
739	FGC ODOGBOLU	0.00	-36,209,859.87	0.00	0.00	0.00	0.00	-36,209,859.87	(40,277,676.22)
740	FGC OGBOMOSHMO	0.00	10,036,160.50	0.00	0.00	0.00	0.00	10,036,160.50	11,989,852.54
741	FGC OGOJA	0.00	128,298,660.28	0.00	0.00	0.00	0.00	128,298,660.28	99,015,965.99
742	FGC OHAFIA	0.00	166,794,400.76	0.00	0.00	0.00	0.00	166,794,400.76	32,544,799.22
743	FGC OKIGWE	0.00	-32,232,438.79	0.00	0.00	0.00	0.00	-32,232,438.79	(35,658,676.90)
744	FGC OKPOSI	0.00	735,246,357.36	0.00	0.00	0.00	0.00	735,246,357.36	4,626,248.09
745	FGC ONITSHA	0.00	43,752,321.37	0.00	0.00	0.00	0.00	43,752,321.37	26,248,324.51
746	FGC PORT HARCOURT	0.00	-23,309,996.63	0.00	0.00	0.00	0.00	-23,309,996.63	(19,066,759.63)
747	FGC POTISKUM	0.00	-2,561,169.42	0.00	0.00	0.00	0.00	-2,561,169.42	(746,486.41)
748	FGC RUBBOCHI	0.00	-27,086,108.55	0.00	0.00	0.00	0.00	-27,086,108.55	(31,950,911.18)



NOTE 47									
RESERVES – contd.									
S/N	MDA	PRIOR YEAR ADJUSTMENT	TRANSITIONAL RESERVES	REVALUATION RESERVES	FOREIGN EXCHANGE TRANSLATION RESERVES	AVAILABLE FOR SALE ASSETS RESERVE	OTHER RESERVES	TOTAL	
		43020102	43020103	43030101	43030102	43030103	43030104		2019
		₦	₦	₦	₦	₦	₦	₦	
755	FGC, IKOLE	0.00	-20,632,618.39	0.00	0.00	0.00	0.00	-20,632,618.39	(18,334,980.69)
756	FGGC ABAJI	0.00	-8,401,324.60	0.00	0.00	0.00	0.00	-8,401,324.60	(20,360,280.13)
757	FGGC ABULOMA	0.00	-152,498,271.43	0.00	0.00	0.00	0.00	-152,498,271.43	(10,500,873.11)
758	FGGC AKURE	0.00	-37,210,744.77	0.00	0.00	0.00	0.00	-37,210,744.77	337,755,566.13
759	FGGC ANKA	0.00	-135,055,516.16	0.00	0.00	0.00	0.00	-135,055,516.16	(3,666,757.39)
760	FGGC BAJOGA	0.00	-39,889,163.84	0.00	0.00	0.00	0.00	-39,889,163.84	(37,983,299.90)
761	FGGC BAKORI	0.00	-44,479,691.36	0.00	0.00	0.00	0.00	-44,479,691.36	(39,983,957.68)
762	FGGC BAUCHI	0.00	-5,781,871.14	0.00	0.00	0.00	0.00	-5,781,871.14	(2,066,417.80)
763	FGGC BENIN	0.00	-24,636,153.11	0.00	0.00	0.00	0.00	-24,636,153.11	(12,127,615.29)
764	FGGC BIDA	70,336.03	-10,053,473.12	0.00	0.00	0.00	0.00	-9,983,137.09	(5,040,964.95)
765	FGGC BWARI	1,281,963.23	-9,878,483.13	0.00	0.00	0.00	0.00	-8,596,519.90	(37,071,063.67)
766	FGGC CALABAR	0.00	-36,714,452.53	0.00	0.00	0.00	0.00	-36,714,452.53	(26,192,295.38)
767	FGGC EFON ALAYE	0.00	-797,405,495.08	0.00	0.00	0.00	0.00	-797,405,495.08	(9,398,142.19)
768	FGGC EFON IMNRINGI	0.00	-6,237,114.24	0.00	0.00	0.00	0.00	-6,237,114.24	(5,872,778.76)
769	FGGC ENUGU	0.00	-21,535,149.26	0.00	0.00	0.00	0.00	-21,535,149.26	(13,339,505.46)
770	FGGC EZZAMGBO ABAKALIKI	0.00	-14,831,011.43	0.00	0.00	0.00	0.00	-14,831,011.43	(9,895,063.86)
771	FGGC GBOKO	0.00	-78,942,511.68	0.00	0.00	0.00	0.00	-78,942,511.68	(30,060,298.06)
772	FGGC GUSAU	0.00	-15,376,361.64	0.00	0.00	0.00	0.00	-15,376,361.64	524,973.79
773	FGGC GWANDU	0.00	-43,525,674.11	0.00	0.00	0.00	0.00	-43,525,674.11	(37,090,653.52)
774	FGGC IBILLO	0.00	-4,393,164.49	0.00	0.00	0.00	0.00	-4,393,164.49	(2,719,332.56)
775	FGGC IBUSA	0.00	21,971,641.90	0.00	0.00	0.00	0.00	21,971,641.90	195,771,770.34
776	FGGC IKOT-OBIO-ITONG	143,290.00	1,505,765.35	0.00	0.00	0.00	0.00	1,649,055.35	(6,091,114.33)
777	FGGC ILORIN	0.00	-32,068,991.98	0.00	0.00	0.00	0.00	-32,068,991.98	(24,814,014.55)
778	FGGC IPETUMODU	0.00	-12,925,425.67	0.00	0.00	0.00	0.00	-12,925,425.67	(20,206,119.63)
779	FGGC JALINGO	0.00	-22,184,582.90	0.00	0.00	0.00	0.00	-22,184,582.90	(12,408,135.96)
780	FGGC KABBA	2,709,645.06	-42,924,002.60	0.00	0.00	0.00	0.00	-40,214,357.54	(33,226,799.84)
781	FGGC KAZAURE	0.00	25,001,276.51	0.00	0.00	0.00	0.00	25,001,276.51	(112,983,363.92)
782	FGGC KEANA	0.00	-29,838,810.30	0.00	0.00	0.00	0.00	-29,838,810.30	(97,355,165.68)
783	FGGC LANGTANG	0.00	-17,496,138.20	0.00	0.00	0.00	0.00	-17,496,138.20	(13,010,245.26)
784	FGGC LEJJA	0.00	-31,477,625.69	0.00	0.00	0.00	0.00	-31,477,625.69	(26,358,867.20)
785	FGGC MONGUNO	0.00	8,544,136.79	0.00	0.00	0.00	0.00	8,544,136.79	51,861.93
786	FGGC NEW BUSA	0.00	-11,432,580.72	0.00	0.00	0.00	0.00	-11,432,580.72	(5,419,212.75)
787	FGGC OMU-ARAN	0.00	42,525,709.35	0.00	0.00	0.00	0.00	42,525,709.35	70,498,425.89
788	FGGC OWERRI	0.00	-29,958,370.60	0.00	0.00	0.00	0.00	-29,958,370.60	(18,030,842.33)
789	FGGC OYO	22,340,333.78	-31,470,301.97	0.00	0.00	0.00	0.00	-9,129,968.19	(19,582,372.61)
790	FGGC SHAGAMU	0.00	155,219,133.20	0.00	0.00	0.00	0.00	155,219,133.20	(26,456,030.02)
791	FGGC GUMI TAMBAWAL	0.00	-14,677,723.11	0.00	0.00	0.00	0.00	-14,677,723.11	(8,263,747.50)
792	FGGC UMUAHIA	31,277,425.96	-47,291,831.47	0.00	0.00	0.00	0.00	-16,014,405.51	(14,227,150.99)
793	FGGC WUKARI	0.00	-65,870,579.22	0.00	0.00	0.00	0.00	-65,870,579.22	(53,071,560.17)
794	FGGC, YOLA	0.00	-24,930,179.49	0.00	0.00	0.00	0.00	-24,930,179.49	(19,561,202.82)
795	FSTC AHOADA	0.00	-48,476,582.76	24,607,248.00	0.00	0.00	0.00	-23,869,334.76	(42,825,497.44)
796	FSTC AWKA	0.00	-79,201,445.01	0.00	0.00	0.00	0.00	-79,201,445.01	(44,776,658.90)
797	FSTC JUBU-IMUSHIN	0.00	-26,735,424.21	0.00	0.00	0.00	0.00	-26,735,424.21	(39,005,066.31)
798	FSTC MICHKA	0.00	-38,174,278.76	0.00	0.00	0.00	0.00	-38,174,278.76	(22,638,124.83)



NOTE 47									
RESERVES – contd.									
S/N	MDA	PRIOR YEAR ADJUSTMENT	TRANSITIONAL RESERVES	REVALUATION RESERVES	FOREIGN EXCHANGE TRANSLATION RESERVES	AVAILABLE FOR SALE ASSETS RESERVE	OTHER RESERVES	TOTAL	
		43020102	43020103	43030101	43030102	43030103	43030104		2019
		₦	₦	₦	₦	₦	₦	₦	
802	FTC ILESA	0.00	-38,972,584.27	0.00	0.00	0.00	0.00	-38,972,584.27	(8,698,849.59)
803	FTC JALINGO	0.00	-37,079,491.96	0.00	0.00	0.00	0.00	-37,079,491.96	(24,029,370.79)
804	FTC KAFANCHAN	0.00	-38,254,544.49	0.00	0.00	0.00	0.00	-38,254,544.49	(34,489,032.16)
805	FTC LASSA	0.00	-21,789,047.73	0.00	0.00	0.00	0.00	-21,789,047.73	(2,084,344.52)
806	FTC OHANSO	0.00	13,995,337.10	0.00	0.00	0.00	0.00	13,995,337.10	(298,008.49)
807	FTC OROZO	0.00	4,463,699.52	0.00	0.00	0.00	0.00	4,463,699.52	(4,798,638.86)
808	FTC OTOBI	0.00	-5,944,646.50	0.00	0.00	0.00	0.00	-5,944,646.50	(3,755,110.79)
809	FTC OTUPKO	0.00	-32,234,051.44	0.00	0.00	0.00	0.00	-32,234,051.44	(32,011,136.97)
810	FTC SHIRORO	0.00	-84,361,885.05	0.00	0.00	0.00	0.00	-84,361,885.05	(33,000,780.84)
811	FTC UROMI	0.00	11,219,273.15	0.00	0.00	0.00	0.00	11,219,273.15	(5,443,456.28)
812	FTC UYO	0.00	-30,485,395.08	0.00	0.00	0.00	0.00	-30,485,395.08	(25,353,942.60)
813	FTC YABA	0.00	-74,156,785.25	0.00	0.00	0.00	0.00	-74,156,785.25	(62,468,349.79)
814	FTC ZURU	0.00	-6,557,666.68	0.00	0.00	0.00	0.00	-6,557,666.68	(4,440,730.74)
815	KING'S COLLEGE	0.00	-61,202,842.71	0.00	0.00	0.00	0.00	-61,202,842.71	(44,271,554.79)
816	QUEEN'S COLLEGE LAGOS	0.00	-105,580,636.15	0.00	0.00	0.00	0.00	-105,580,636.15	(77,050,820.53)
817	SULEJA ACADEMY	0.00	-40,152,686.19	0.00	0.00	0.00	0.00	-40,152,686.19	(30,556,965.27)
818	FSTC,DOMA	0.00	-10,523,709.52	0.00	0.00	0.00	0.00	-10,523,709.52	(5,126,102.21)
819	FSTC DAYI	0.00	-14,025,157.37	0.00	0.00	0.00	0.00	-14,025,157.37	(9,385,976.11)
820	"LIBRARIANS REGISTRATION COUNCIL OF NIGERIA"	0.00	-183,363,169.77	0.00	0.00	0.00	0.00	-183,363,169.77	(136,364,541.84)
821	UNESCO PARIS	0.00	-4,369,492.80	0.00	0.00	0.00	0.00	-4,369,492.80	-
822	"NATIONAL BOARD FOR TECHNICAL EDUCATION"	0.00	-2,712,663,399.33	0.00	0.00	0.00	0.00	-2,712,663,399.33	(2,259,694,303.32)
823	"NATIONAL BOARD FOR ARABIC AND ISLAMIC STUDIES (NBAIS) HQTRS"	0.00	-194,583,557.01	0.00	0.00	0.00	0.00	-194,583,557.01	(441,426,382.75)
824	FEDERAL MINISTRY OF HEALTH - HQTRS	0.00	-10,486,972,077.00	0.00	0.00	0.00	0.00	-10,486,972,077.00	(5,063,072,950.78)
825	NATIONAL HEALTH INSURANCE SCHEME	0.00	-432,176,400.90	0.00	0.00	0.00	0.00	-432,176,400.90	(225,394,702.00)
826	"NATIONAL PRIMARY HEALTH CARE DEVELOPMENT AGENCY"	0.00	-16,506,548,679.58	0.00	0.00	0.00	0.00	-16,506,548,679.58	(16,192,037,294.17)
827	NATIONAL ARBOVIRUS AND VECTOR RESEARCH	0.00	1,138,795,414.70	0.00	0.00	0.00	0.00	1,138,795,414.70	1,154,323,725.14
828	RADIOGRAPHERS REGISTRATION BOARD	0.00	-36,608,390.02	0.00	0.00	0.00	0.00	-36,608,390.02	(27,130,866.49)
829	DENTAL TECHNOLOGY REGISTRATION BOARD	0.00	-43,874,807.84	0.00	0.00	0.00	0.00	-43,874,807.84	(15,971,555.19)
830	HEALTH RECORDS REGISTRATION BOARD	0.00	-36,216,640.00	0.00	0.00	0.00	0.00	-36,216,640.00	(4,221,308.22)
831	"OPTOMETRIST AND DISPENSING OPTICIANS BOARD OF NIGERIA"	0.00	140,026,958.93	0.00	0.00	0.00	0.00	140,026,958.93	(24,299,668.98)
832	"COMMUNITY HEALTH PRACTITIONERS REGISTRATION BOARD"	0.00	-42,969,803.80	0.00	0.00	0.00	0.00	-42,969,803.80	(13,740,149.67)
833	NURSING AND MIDWIFERY COUNCIL	0.00	-123,044,756.15	0.00	0.00	0.00	0.00	-123,044,756.15	(30,829,675.00)
834	PHARMACIST COUNCIL OF NIGERIA COUNCIL	0.00	-16,173,143.93	0.00	0.00	0.00	0.00	-16,173,143.93	4,746,385.53
835	MEDICAL AND DENTAL COUNCIL OF NIGERIA	0.00	178,152,032.04	0.00	0.00	0.00	0.00	178,152,032.04	(1,371,026,783.56)
836	"NATIONAL AGENCY FOR FOOD AND DRUG ADMINISTRATION AND CONTROL"	0.00	-85,968,834.68	0.00	0.00	0.00	0.00	-85,968,834.68	(88,651,121.61)
837	MEDICAL REHABILITATION THERAPY BOARD	0.00	-265,180,340.82	0.00	0.00	0.00	0.00	-265,180,340.82	(279,599,458.67)



NOTE 47									
RESERVES – contd.									
S/N	MDA	PRIOR YEAR ADJUSTMENT	TRANSITIONAL RESERVES	REVALUATION RESERVES	FOREIGN EXCHANGE TRANSLATION RESERVES	AVAILABLE FOR SALE ASSETS RESERVE	OTHER RESERVES	TOTAL	
		43020102	43020103	43030101	43030102	43030103	43030104		2019
		₦	₦	₦	₦	₦	₦	₦	
841	NURSE TUTOR PROGRAMME AKOKA LAGOS	0.00	-11,224,044.86	0.00	0.00	0.00	0.00	-11,224,044.86	(11,186,284.86)
842	NURSE TUTOR TRAINING KADUNA	0.00	-35,465,680.99	0.00	0.00	0.00	0.00	-35,465,680.99	(34,089,995.19)
843	NURSE TUTOR TRAINING IBADAN	0.00	11,012,520.36	0.00	0.00	0.00	0.00	11,012,520.36	11,263,460.06
847	NHETC, ZARIA	0.00	0.00	0.00	0.00	0.00	0.00	0.00	-
848	NHETC, ENUGU	0.00	0.00	0.00	0.00	0.00	0.00	0.00	-
849	PHC TUTORS PROGRAMME, UCH-IBADAN	0.00	-67,333,304.97	0.00	0.00	0.00	0.00	-67,333,304.97	(51,603,005.74)
850	"PHC TUTORS PROGRAMME, KADUNA POLYTECHNIC"	0.00	1,650,907.93	0.00	0.00	0.00	0.00	1,650,907.93	3,408,101.02
851	COMMUNITY HEALTH TUTOR PROGRAMME UCH	0.00	-53,557,838.65	0.00	0.00	0.00	0.00	-53,557,838.65	(42,267,932.74)
852	UNIVERSITY COLLEGE HOSPITAL IBADAN	28,399,742.41	29,536,481,941.77	0.00	0.00	0.00	0.00	29,564,881,684.18	29,852,615,584.65
853	LAGOS UNIVERSITY TEACHING HOSPITAL	0.00	-301,250,224.97	0.00	0.00	0.00	0.00	-301,250,224.97	(426,855,535.54)
854	"AHMADU BELLO UNIVERSITY TEACHING HOSPITAL"	0.00	1,276,588,544.98	0.00	0.00	0.00	0.00	1,276,588,544.98	(467,547,969.55)
855	"UNIVERSITY OF NIGERIA TEACHING HOSPITAL, ENUGU"	0.00	-4,269,221,435.88	0.00	0.00	0.00	0.00	-4,269,221,435.88	(4,015,028,635.35)
856	UNIVERSITY OF BENIN TEACHING HOSPITAL	1,288,538,986.75	-148,490,002.78	0.00	0.00	0.00	0.00	1,140,048,983.97	(93,262,650.61)
857	"OBAFEMI AWOLOWO UNIVERSITY TEACHING HOSPITAL"	0.00	-404,332,306.12	0.00	0.00	0.00	0.00	-404,332,306.12	(3,095,907.90)
858	"UNIVERSITY OF ILORIN TEACHING HOSPITAL, ILORIN"	0.00	-116,118,060.43	0.00	0.00	0.00	0.00	-116,118,060.43	106,500,969.54
859	JOS UNIVERSITY TEACHING HOSPITAL	0.00	-160,378,539.40	0.00	0.00	0.00	0.00	-160,378,539.40	(52,934,514.68)
860	"UNIVERSITY OF PORT-HARCOURT TEACHING HOSPITAL"	0.00	-24,372,113.81	0.00	0.00	0.00	0.00	-24,372,113.81	81,694,078.21
861	UNIVERSITY OF CALABAR TEACHING HOSPITAL	57,152,388.00	-2,732,095,642.30	0.00	0.00	0.00	0.00	-2,674,943,254.30	(2,880,171,569.78)
862	"UNIVERSITY OF MAIDUGURI TEACHING HOSPITAL"	0.00	110,449,958.28	0.00	0.00	0.00	0.00	110,449,958.28	(675,368,690.78)
863	"USMANU DANFODIO UNIVERSITY TEACHING HOSPITAL, SOKOTO"	0.00	-119,575,350.94	0.00	0.00	0.00	0.00	-119,575,350.94	(54,330,898.50)
864	AMINU KANO UNIVERSITY TEACHING HOSPITAL	881,411.62	-103,586,508.64	0.00	0.00	0.00	0.00	-102,705,097.02	(32,415,025.97)
865	"NNAMDI AZIKIWE UNIVERSITY TEACHING HOSPITAL, NNEWI"	0.00	-153,075,068.15	0.00	0.00	0.00	0.00	-153,075,068.15	(11,078,101.96)
866	"UNIVERSITY OF ABUJA TEACHING HOSPITAL, GWAGWALADA"	0.00	-48,868,950.44	0.00	0.00	0.00	0.00	-48,868,950.44	5,010,291.43
867	"ABUBAKAR TAFAWA BALEWA UNIVERSITY TEACHING HOSPITAL BAUCHI"	0.00	-289,026,951.85	0.00	0.00	0.00	0.00	-289,026,951.85	(250,946,445.78)
868	FEDERAL TEACHING HOSPITAL, ABAKALIKI	55,823,297.91	406,007,012.31	0.00	0.00	0.00	0.00	461,830,310.22	55,833,562.01
869	FEDERAL TEACHING HOSPITAL, GOMBE	0.00	49,270,660.73	0.00	0.00	0.00	0.00	49,270,660.73	68,886,929.47
870	FEDERAL TEACHING HOSPITAL, IDO-EKITI	0.00	340,458,491.43	0.00	0.00	0.00	0.00	340,458,491.43	(14,039,968.89)
871	IRRUA SPECIALIST TEACHING HOSPITAL, IRRUA	0.00	-79,752,726.61	0.00	0.00	0.00	0.00	-79,752,726.61	(48,030,700.28)
872	UNIVERSITY OF UYO TEACHING HOSPITAL	0.00	-10,850,378.45	0.00	0.00	0.00	0.00	-10,850,378.45	(19,082,022.27)
873	FEDERAL MEDICAL CENTRE - ABUJA	122,774,913.68	117,938,105.62	0.00	0.00	0.00	0.00	240,713,019.30	110,025,090.38
874	FEDERAL PSYCHIATRIC HOSPITAL ENUGU	2,836,064.78	-9,456,717.40	0.00	0.00	0.00	0.00	-6,620,652.62	(744,847.53)



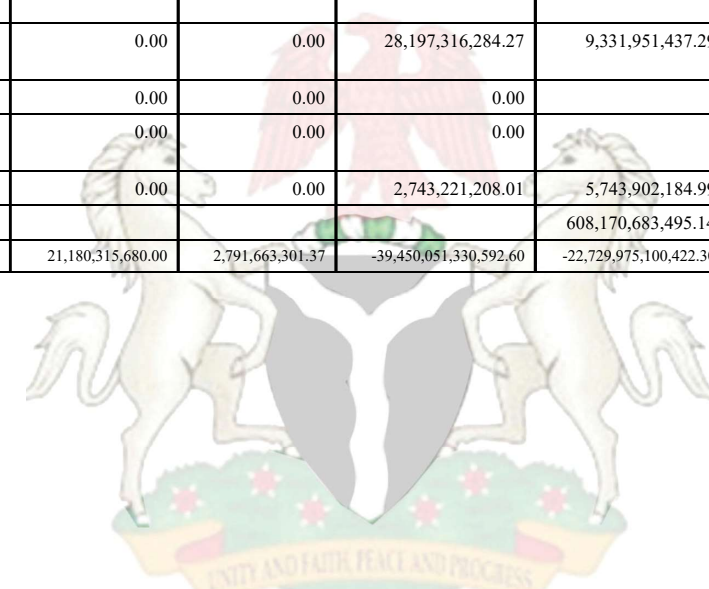
NOTE 47									
RESERVES – <i>contd.</i>									
S/N	MDA	PRIOR YEAR ADJUSTMENT	TRANSITIONAL RESERVES	REVALUATION RESERVES	FOREIGN EXCHANGE TRANSLATION RESERVES	AVAILABLE FOR SALE ASSETS RESERVE	OTHER RESERVES	TOTAL	
		43020102	43020103	43030101	43030102	43030103	43030104		2019
		₦	₦	₦	₦	₦	₦	₦	
878	"FEDERAL NEURO-PSYCHIATRIC HOSPITAL, KWARE-SOKOTO"	0.00	-131,231,631.47	0.00	0.00	0.00	0.00	-131,231,631.47	(47,113,936.26)
879	FEDERAL NEURO-PSYCHIATRIC HOSPITAL YABA	204,717,626.23	33,339,114.57	0.00	0.00	0.00	0.00	238,056,740.80	183,027,567.20
880	"FEDERAL NEURO-PSYCHIATRIC HOSPITAL ABEOKUTA"	213,984,514.41	-1,200,571,491.05	0.00	0.00	0.00	0.00	-986,586,976.64	(1,055,204,681.16)
881	"FEDERAL COLLEGE OF OMPLEMENTARY AND ALTERNATIVE MEDICINE, NIGERIA"	0.00	-28,841,075.00	0.00	0.00	0.00	0.00	-28,841,075.00	(7,639,550.00)
882	FEDERAL PSYCHIATRIC HOSPITAL BENIN CITY	103,025,009.93	-7,263,196.69	0.00	0.00	0.00	0.00	95,761,813.24	66,752,881.13
883	NATIONAL ORTHOPAEDIC HOSPITAL LAGOS	5,239,034.00	278,342,500.42	0.00	0.00	0.00	0.00	283,581,534.42	403,421,629.44
884	"NATIONAL ORTHOPAEDIC HOSPITAL DALA KANO"	19,795,834.72	222,233,439.50	0.00	0.00	0.00	0.00	242,029,274.22	51,326,008.34
885	NATIONAL ORTHOPAEDIC HOSPITAL ENUGU	8,875,366.75	-21,277,973.28	0.00	0.00	0.00	0.00	-12,402,606.53	10,878,240.34
886	"NATIONAL TB AND LEPROSY REFERRED HOSPITAL AND TRAINING, ZARIA"	0.00	-66,387,519.51	0.00	0.00	0.00	0.00	-66,387,519.51	2,423,660.48
887	FEDERAL MEDICAL CENTRE, UMUAHIA	0.00	55,939,460.92	0.00	0.00	0.00	0.00	55,939,460.92	85,500,665.32
888	FEDERAL MEDICAL CENTRE, OWO	0.00	-40,880,794.10	0.00	0.00	0.00	0.00	-40,880,794.10	(33,351,561.42)
889	FEDERAL MEDICAL CENTRE ABEOKUTA	0.00	-333,943,459.36	0.00	0.00	0.00	0.00	-333,943,459.36	(314,367,011.63)
890	FEDERAL MEDICAL CENTRE, OWERRI	0.00	-157,723,856.76	0.00	0.00	0.00	0.00	-157,723,856.76	(49,116,430.67)
891	FEDERAL MEDICAL CENTRE, MAKURDI	0.00	-922,751,798.94	0.00	0.00	0.00	0.00	-922,751,798.94	(695,559,753.98)
892	FEDERAL MEDICAL CENTRE, KATSINA	0.00	-557,454,417.55	0.00	0.00	0.00	0.00	-557,454,417.55	(396,718,049.16)
893	FEDERAL MEDICAL CENTRE, NGURU YOBE	0.00	-49,401,030.56	0.00	0.00	0.00	0.00	-49,401,030.56	(36,281,099.43)
894	FEDERAL MEDICAL CENTRE, ASABA	0.00	-572,165,131.35	0.00	0.00	0.00	0.00	-572,165,131.35	(602,129,279.25)
895	FEDERAL MEDICAL CENTRE, BIDA	0.00	102,583,253.07	0.00	0.00	0.00	0.00	102,583,253.07	143,353,088.00
896	FEDERAL MEDICAL CENTRE, GUSAU ZAMFARA	0.00	-229,678,727.33	0.00	0.00	0.00	0.00	-229,678,727.33	(46,132,410.82)
897	FEDERAL MEDICAL CENTRE, YOLA ADAMAWA	0.00	-60,290,854.69	0.00	0.00	0.00	0.00	-60,290,854.69	(78,626,147.11)
898	FEDERAL MEDICAL CENTRE, KOGI	53,195,325.21	1,148,568,622.76	0.00	0.00	0.00	0.00	1,201,763,947.97	(572,453,090.16)
899	FEDERAL MEDICAL CENTRE, AZARE BAUCHI	0.00	-4,413,043,908.25	0.00	0.00	0.00	0.00	-4,413,043,908.25	(4,247,666,522.26)
900	FEDERAL MEDICAL CENTRE, KEBBI STATE	0.00	-212,870,789.55	0.00	0.00	0.00	0.00	-212,870,789.55	61,386,025.06
901	FEDERAL MEDICAL CENTRE, TARABA STATE	15,000.00	-502,425,697.12	0.00	0.00	0.00	0.00	-502,410,697.12	(298,208,281.68)
902	FEDERAL MEDICAL CENTRE, JIGAWA STATE	0.00	10,867,001.31	0.00	0.00	0.00	0.00	10,867,001.31	44,728,877.99
903	FEDERAL MEDICAL CENTRE, NASARAWA STATE	0.00	-262,940,065.47	0.00	0.00	0.00	0.00	-262,940,065.47	(93,077,559.69)
904	FEDERAL MEDICAL CENTRE, BAYELSA STATE	10,205,976.44	-131,057,478.90	0.00	0.00	0.00	0.00	-120,851,502.46	(77,077,716.65)
905	FEDERAL MEDICAL CENTRE, EBUTE METTA	24,965,075.81	-3,124,977,821.17	0.00	0.00	0.00	0.00	-3,100,012,745.36	(3,347,671,196.90)
906	NATIONAL EYE CENTRE KADUNA	0.00	491,883,926.11	0.00	0.00	0.00	0.00	491,883,926.11	833,910,941.29
907	NATIONAL EAR CARE CENTRE KADUNA	0.00	-172,957,488.76	0.00	0.00	0.00	0.00	-172,957,488.76	(175,277,865.70)
908	INTERCOUNTRY CENTRE FOR ORAL HEALTH JOS	0.00	145,322,208.47	0.00	0.00	0.00	0.00	145,322,208.47	(9,200,663.91)



NOTE 47									
RESERVES – contd.									
S/N	MDA	PRIOR YEAR ADJUSTMENT	TRANSITIONAL RESERVES	REVALUATION RESERVES	FOREIGN EXCHANGE TRANSLATION RESERVES	AVAILABLE FOR SALE ASSETS RESERVE	OTHER RESERVES	TOTAL	
		43020102	43020103	43030101	43030102	43030103	43030104		2019
		₦	₦	₦	₦	₦	₦	₦	
915	FEDERAL STAFF CLINICS, ABUJA PHASE I	0.00	0.00	0.00	0.00	0.00	0.00	0.00	(942,500.00)
916	FEDERAL STAFF CLINICS, ABUJA PHASE II	0.00	0.00	0.00	0.00	0.00	0.00	0.00	-
917	FEDERAL STAFF EYE CLINICS, ABUJA	0.00	0.00	0.00	0.00	0.00	0.00	0.00	-
918	FEDERAL STAFF DENTAL CLINICS, ABUJA	0.00	0.00	0.00	0.00	0.00	0.00	0.00	-
919	FEDERAL STAFF CLINICS, GWARINPA, ABUJA	0.00	0.00	0.00	0.00	0.00	0.00	0.00	-
920	PHS, ABUJA	0.00	0.00	0.00	0.00	0.00	0.00	0.00	-
921	PHS, YOLA	0.00	0.00	0.00	0.00	0.00	0.00	0.00	-
922	PHS, JALINGO	0.00	0.00	0.00	0.00	0.00	0.00	0.00	-
923	PHS, MAIDUGURI	0.00	0.00	0.00	0.00	0.00	0.00	0.00	-
924	PHS, DAMATURU	0.00	0.00	0.00	0.00	0.00	0.00	0.00	-
925	PHS, KANO	0.00	40,886,227.22	0.00	0.00	0.00	0.00	40,886,227.22	41,720,640.02
926	PHS, KASTINA	0.00	0.00	0.00	0.00	0.00	0.00	0.00	-
927	PHS, DUTSE	0.00	0.00	0.00	0.00	0.00	0.00	0.00	-
928	PHS, ILORIN	0.00	0.00	0.00	0.00	0.00	0.00	0.00	-
929	PHS, SOKOTO	0.00	0.00	0.00	0.00	0.00	0.00	0.00	-
930	PHS, IBADAN	0.00	0.00	0.00	0.00	0.00	0.00	0.00	-
931	PHS, ABEOKUTA	0.00	0.00	0.00	0.00	0.00	0.00	0.00	-
932	"PHS, PORT-HARCOURT (BONNY, BRASS, ONNE, AIRPORT AND WHARF)"	0.00	0.00	0.00	0.00	0.00	0.00	0.00	-
933	PHS, CALABAR	0.00	0.00	0.00	0.00	0.00	0.00	0.00	-
936	INSTITUTE OF CHILD HEALTH (LUTH) LAGOS	0.00	0.00	0.00	0.00	0.00	0.00	0.00	-
938	INSTITUTE OF CHILD HEALTH (UCH) IBADAN	0.00	-75,663,027.30	0.00	0.00	0.00	0.00	-75,663,027.30	(73,263,271.19)
939	INSTITUTE OF CHILD HEALTH (ABUTH) ZARIA	0.00	0.00	0.00	0.00	0.00	0.00	0.00	-
940	INSTITUTE OF CHILD HEALTH (ENUGU) ENUGU	0.00	-344,900.00	0.00	0.00	0.00	0.00	-344,900.00	-
941	"NATIONAL INST. OF PHARM. RESEARCH AND DEVELOPMENT, ABUJA"	0.00	-1,464,603,288.39	0.00	0.00	0.00	0.00	-1,464,603,288.39	(28,921,446.90)
942	"NIGERIAN INSTITUTE OF MEDICAL RESEARCH, YABA"	0.00	-1,313,635,196.00	0.00	0.00	0.00	0.00	-1,313,635,196.00	(734,568,819.88)
943	FGGC KEBBI	0.00	-9,143,423.06	0.00	0.00	0.00	0.00	-9,143,423.06	(29,925,654.13)
944	INSTITUTE OF PUBLIC ANALYSTS OF NIGERIA	0.00	0.00	0.00	0.00	0.00	0.00	0.00	-
945	"MEDICAL LAB. SCIENCE COUNCIL OF NIGERIA, YABA"	0.00	-39,358,115.37	0.00	0.00	0.00	0.00	-39,358,115.37	(29,905,553.30)
946	"FEDERAL SCHOOL OF OCCUPATIONAL THERAPY, YABA"	0.00	-22,642,910.83	0.00	0.00	0.00	0.00	-22,642,910.83	(13,187,376.16)
947	NOMA CHILDREN HOSPITAL, SOKOTO	0.00	-9,629,096.61	0.00	0.00	0.00	0.00	-9,629,096.61	(4,559,591.29)
948	INSTITUTE OF CHARTERED CHEMISTS OF NIGERIA	0.00	-8,087,380.04	0.00	0.00	0.00	0.00	-8,087,380.04	7,141,718.89
949	"INSTITUTE OF FORENSICS SCIENCE LABORATORY-OSHODI"	0.00	-46,859,124.93	0.00	0.00	0.00	0.00	-46,859,124.93	(5,277,847.68)
950	DENTAL THERAPISTS REGISTRATION BOARD	0.00	-40,900,689.35	0.00	0.00	0.00	0.00	-40,900,689.35	(4,143,849.55)



NOTE 47									
RESERVES – contd.									
S/N	MDA	PRIOR YEAR ADJUSTMENT	TRANSITIONAL RESERVES	REVALUATION RESERVES	FOREIGN EXCHANGE TRANSLATION RESERVES	AVAILABLE FOR SALE ASSETS RESERVE	OTHER RESERVES	TOTAL	
		43020102	43020103	43030101	43030102	43030103	43030104		2019
		₦	₦	₦	₦	₦	₦	₦	
954	NATIONAL OBSTETRIC FISTULA CENTRE BAUCHI	0.00	-111,767,175.22	0.00	0.00	0.00	0.00	-111,767,175.22	(5,839,661.52)
955	NATIONAL OBSTETRIC FISTULA CENTRE KATSINA	0.00	-211,553,274.48	0.00	0.00	0.00	0.00	-211,553,274.48	(7,589,142.16)
956	NATIONAL HOSPITAL	0.00	-61,801,988.25	0.00	0.00	0.00	0.00	-61,801,988.25	(23,354,678.02)
957	BASIC HEALTH CARE FUND	0.00	0.00	0.00	0.00	0.00	0.00	0.00	-
958	"FEDERAL MINISTRY OF ENVIRONMENT HEADQUARTERS"	0.00	-2,313,863,197.97	0.00	0.00	0.00	0.00	-2,313,863,197.97	(976,385,274.88)
959	NATIONAL PARK HEADQUARTERS	302,250.00	-114,119,601.76	0.00	0.00	0.00	0.00	-113,817,351.76	(31,690,335.27)
960	KAINJI NATIONAL PARK	0.00	-48,448,412.70	0.00	0.00	0.00	0.00	-48,448,412.70	(19,877,655.13)
961	OYO NATIONAL PARK	0.00	-28,212,146.21	0.00	0.00	0.00	0.00	-28,212,146.21	(16,843,898.95)
962	CHAD BASIN NATIONAL PARK	0.00	-264,897,451.76	0.00	0.00	0.00	51,100,208.86	-213,797,242.90	(263,010,117.03)
963	GASHAKA GUMTI NATIONAL PARK	0.00	-400,701,015.54	0.00	0.00	0.00	0.00	-400,701,015.54	(346,308,715.41)
964	CROSS RIVER NATIONAL PARK	0.00	20,393,848.84	0.00	0.00	0.00	0.00	20,393,848.84	(16,258,504.63)
965	KAMUKU NATIONAL PARK	0.00	-20,664,312.82	0.00	0.00	0.00	0.00	-20,664,312.82	(13,595,427.80)
966	OKUMU NATIONAL PARK	0.00	20,309,525.80	0.00	0.00	0.00	0.00	20,309,525.80	(4,577,678.38)
967	"FEDERAL COLLEGE OF WILDLIFE MANAGEMENT - NEW BUSSA"	0.00	5,812,494.97	0.00	0.00	0.00	0.00	5,812,494.97	(32,889,724.28)
968	FEDERAL COLLEGE OF FORESTRY IBADAN	0.00	39,291,833.30	0.00	0.00	0.00	0.00	39,291,833.30	43,779,574.75
969	FEDERAL COLLEGE OF FORESTRY JOS	0.00	5,397,650.30	0.00	0.00	0.00	0.00	5,397,650.30	(11,253,286.41)
970	"RESOURCES MANAGEMENT, SAKPOBA, EDO STATE (SOUTH -SOUTH)"	0.00	0.00	0.00	0.00	0.00	0.00	0.00	-
971	"RESOURCES MANAGEMENT, MAIDUGURI, BORNO STATE (NORTH EAST)"	0.00	0.00	0.00	0.00	0.00	0.00	0.00	-
972	"RESOURCES MANAGEMENT, EBONYI STATE (SOUTH -EAST)"	0.00	0.00	0.00	0.00	0.00	0.00	0.00	-
979	NATIONAL BIOSAFETY MANAGEMENT AGENCY (NBMA) HQTRS	0.00	-62,234,034.48	0.00	0.00	0.00	0.00	-62,234,034.48	(76,897,832.68)
980	NATIONAL POPULATION COMMISSION	0.00	-2,766,021,449.72	0.00	0.00	0.00	0.00	-2,766,021,449.72	(1,911,473,330.36)
981	"MINISTRY OF HUMANITARIAN AFFAIRS, DISASTER MANAGEMENT AND SOCIAL DEVELOPMENT"	0.00	-71,648,881.82	0.00	0.00	0.00	0.00	-71,648,881.82	-
982	"NATIONAL EMERGENCY MANAGEMENT AGENCY"	0.00	28,197,316,284.27	0.00	0.00	0.00	0.00	28,197,316,284.27	9,331,951,437.29
983	NATIONAL SOCIAL INVESTMENT OFFICE	0.00	0.00	0.00	0.00	0.00	0.00	0.00	-
984	NORTH EAST DEVELOPMENT COMMISSION	0.00	0.00	0.00	0.00	0.00	0.00	0.00	-
985	NATIONAL COMMISSION FOR REFUGEES	0.00	2,743,221,208.01	0.00	0.00	0.00	0.00	2,743,221,208.01	5,743,902,184.99
	SURPLUS FOR THE YEAR END 31/12/2019								608,170,683,495.14
	TOTAL	63,404,882,119.56	-39,542,018,505,033.90	4,590,313,340.33	0.00	21,180,315,680.00	2,791,663,301.37	-39,450,051,330,592.60	-22,729,975,100,422.30





2020

***CONSOLIDATED
GENERAL PURPOSE
FINANCIAL STATEMENTS***

e-mail: sagfigeria@yahoo.com website: www.sagf.gov.ng